



US00D803396S

(12) **United States Design Patent**
Oberkircher et al.

(10) **Patent No.:** **US D803,396 S**

(45) **Date of Patent:** **** Nov. 21, 2017**

(54) **HANDLE FOR AN ENDOSCOPIC SURGICAL INSTRUMENT**

(71) Applicant: **Ethicon Endo-Surgery, LLC**,
Guaynabo, PR (US)

(72) Inventors: **Brendan J. Oberkircher**, Cincinnati,
OH (US); **Cory G. Kimball**, Hamilton,
OH (US)

(73) Assignee: **ETHICON LLC**, Guaynabo, PR (US)

(**) Term: **15 Years**

(21) Appl. No.: **29/548,110**

(22) Filed: **Dec. 10, 2015**

(51) **LOC (10) Cl.** **24-02**

(52) **U.S. Cl.**
USPC **D24/133**

(58) **Field of Classification Search**
USPC D24/108, 117-118, 132, 133, 137, 138,
D24/222; D16/130, 132, 136; 600/49,
600/109, 137-147
CPC . A61B 1/00183; A61B 18/14; A61B 18/1445;
A61B 5/076; A61B 17/00008; A61B
1/00; A61B 1/0039; A61B 1/00052
See application file for complete search history.

(56) **References Cited**

U.S. PATENT DOCUMENTS

D621,932 S * 8/2010 Sonleiter D24/133
D629,098 S * 12/2010 Sonleiter D24/133
D718,435 S * 11/2014 Deckman A61F 6/06
D24/105
D724,209 S * 3/2015 Sun D24/138

D737,966 S * 9/2015 Meguro D24/138
D745,670 S * 12/2015 Czupalla D24/138
D747,477 S * 1/2016 Freigang D24/133
D747,802 S * 1/2016 Freigang D24/133
D748,254 S * 1/2016 Freigang D24/133
D752,737 S * 3/2016 Ohashi D24/112
9,402,680 B2 * 8/2016 Ginnebaugh A61B 18/085
D776,259 S * 1/2017 Eldredge D24/112
D776,260 S * 1/2017 Eldredge D24/112
D777,327 S * 1/2017 Halleck D24/138
2015/0088133 A1 * 3/2015 Minskoff A61B 18/1402
606/49
2016/0338766 A1 * 11/2016 Ginnebaugh A61B 18/085
2017/0027611 A1 * 2/2017 Adams A61B 17/42

* cited by examiner

Primary Examiner — Derrick Holland
Assistant Examiner — Yolanda Robinson

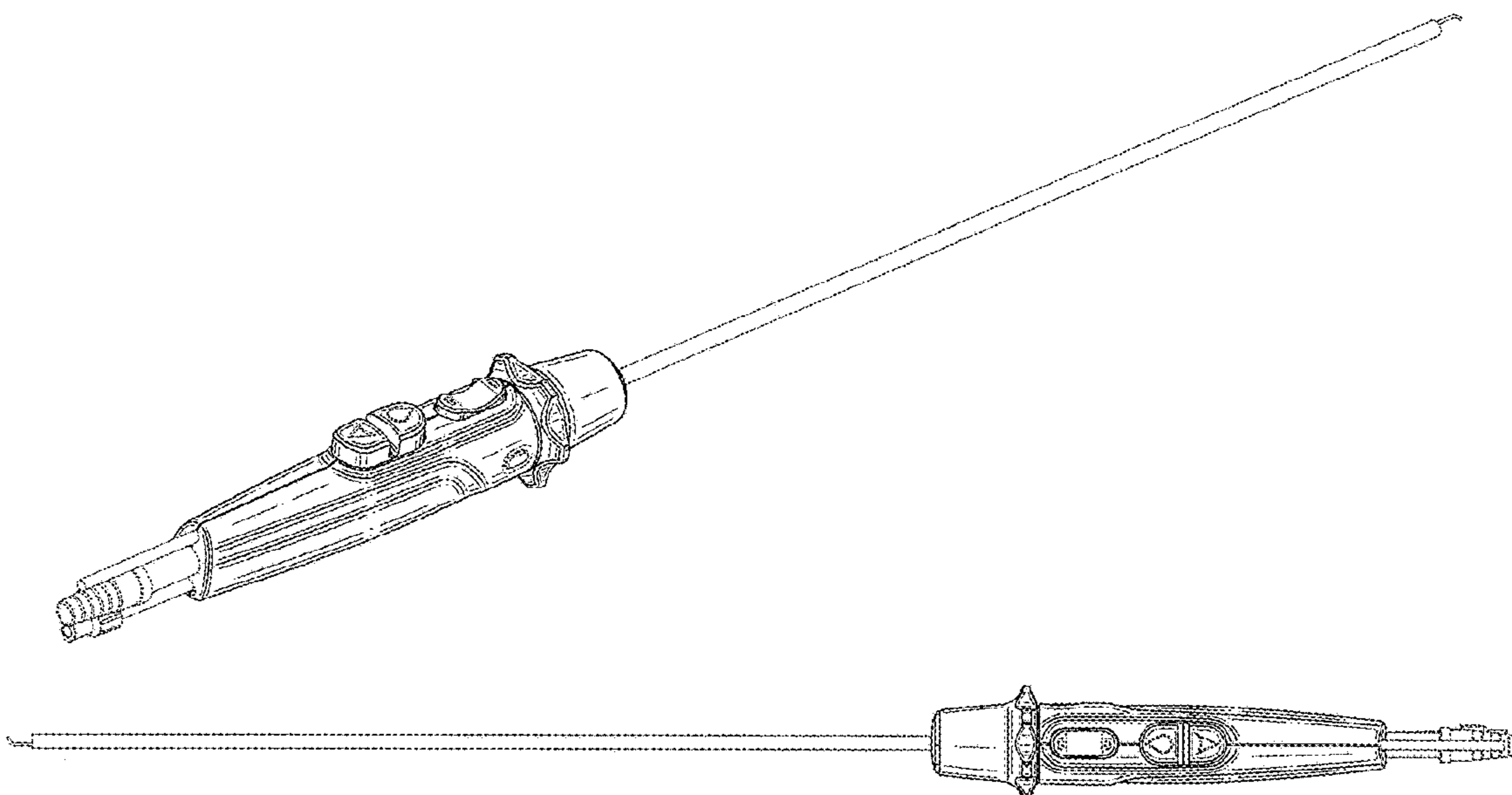
(57) **CLAIM**

The ornamental design for a handle for an endoscopic surgery instrument, as shown and described.

DESCRIPTION

FIG. 1 is a perspective view of a the handle for an endoscopic surgery instrument;
FIG. 2 is a top plan view thereof;
FIG. 3 is a left side elevation view thereof;
FIG. 4 is a bottom plan view thereof;
FIG. 5 is a right side elevation view thereof;
FIG. 6 is a front elevation view thereof; and,
FIG. 7 is an end elevation view thereof.
The broken lines shown in the drawings are included for the purpose of illustrating unclaimed portions of the handle for an endoscopic surgery instrument and form no part of the claimed design.

1 Claim, 4 Drawing Sheets



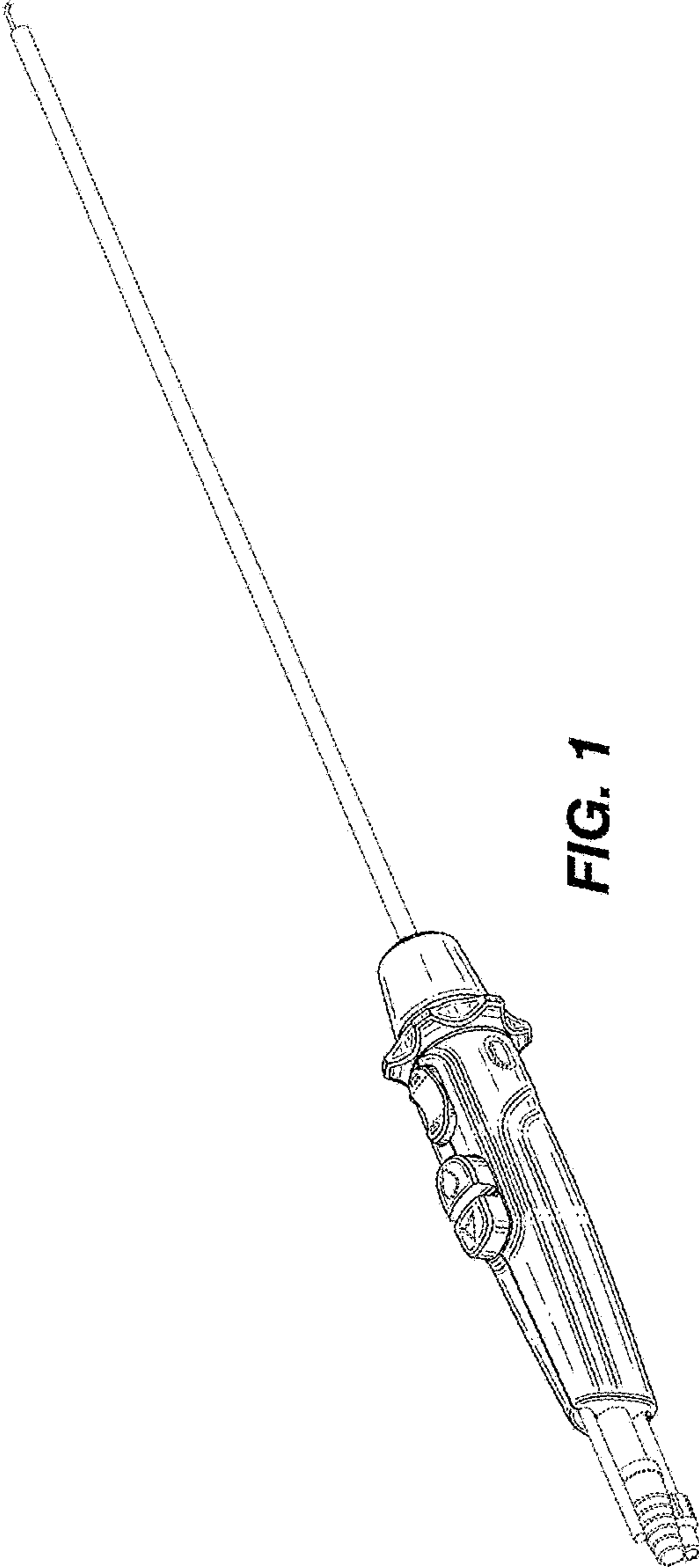


FIG. 1

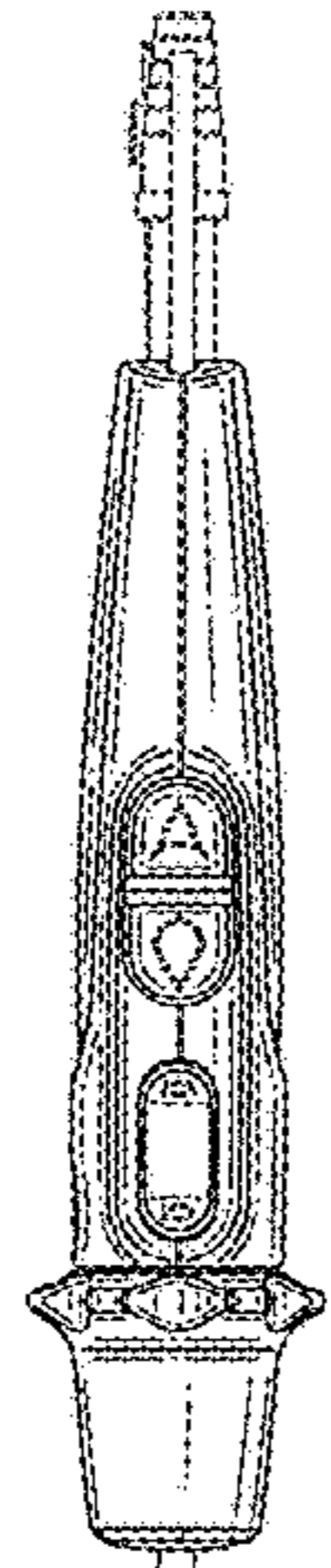


FIG. 2

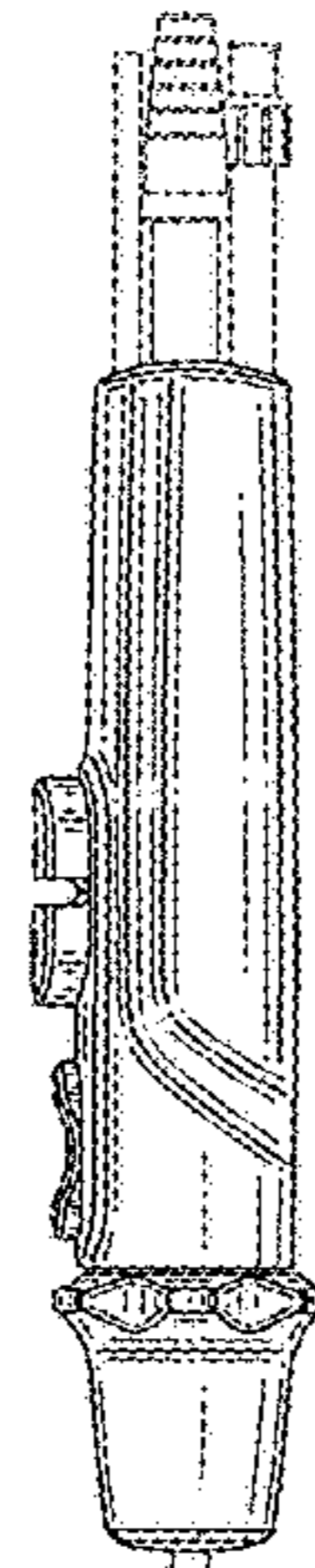


FIG. 3

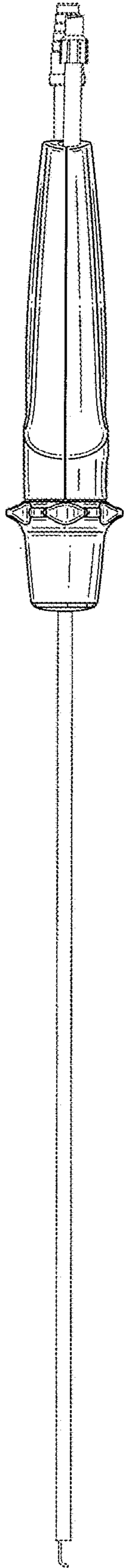


FIG. 4

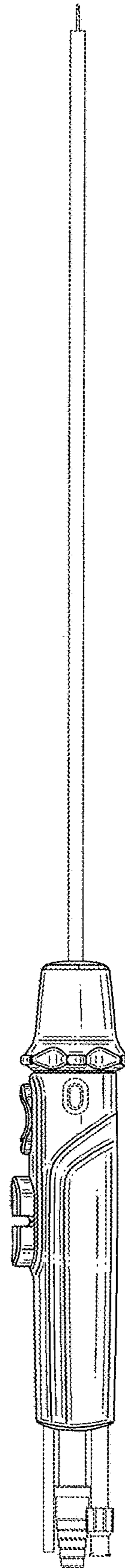


FIG. 5

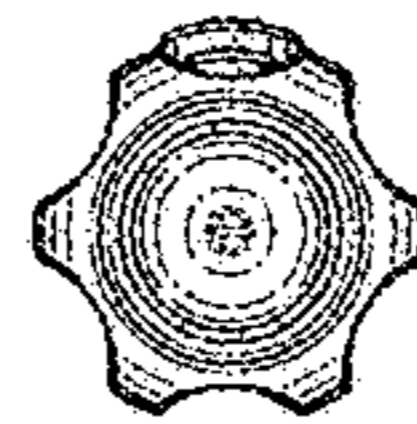


FIG. 6

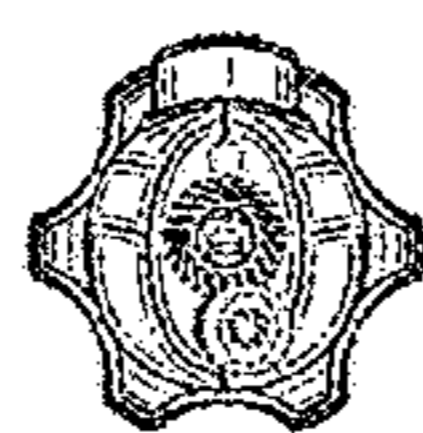


FIG. 7