



US00D803374S

(12) **United States Design Patent** (10) **Patent No.:** **US D803,374 S**
Patton (45) **Date of Patent:** **** Nov. 21, 2017**

- (54) **SCENT CARTRIDGE**
- (71) Applicant: **Luminara Worldwide, LLC**, Eden Prairie, MN (US)
- (72) Inventor: **Douglas Patton**, Irvine, CA (US)
- (73) Assignee: **Luminara Worldwide, LLC**, Eden Prairie, MN (US)
- (**) Term: **15 Years**
- (21) Appl. No.: **29/555,784**
- (22) Filed: **Feb. 24, 2016**

D425,296 S * 5/2000 Shurtleff D3/201
 D462,900 S 9/2002 Yamada et al.
 D502,394 S * 3/2005 Jackson D7/602
 D520,620 S * 5/2006 Wang D23/365
 (Continued)

FOREIGN PATENT DOCUMENTS

JP 1165216 S 2/2003

OTHER PUBLICATIONS

HSN, Febreze Air Purifier Scent Cartridge Refill 2-pk, customer review on Nov. 6, 2014, [online], [site visited on Jul. 11, 2017]. Available from Internet, <URL: <https://www.hsn.com/products/febreze-air-purifier-scent-cartridge-refill-2-pk/7550891>>.*

Primary Examiner — Sheryl Lane
Assistant Examiner — Samantha Wood
 (74) *Attorney, Agent, or Firm* — Umberg Zipser LLP

Related U.S. Application Data

- (63) Continuation-in-part of application No. 29/550,986, filed on Jan. 8, 2016.
- (51) **LOC (10) Cl.** **23-04**
- (52) **U.S. Cl.**
USPC **D23/366**
- (58) **Field of Classification Search**
USPC D23/213, 209, 359-369, 354, 358, 316, D23/386, 388; 261/DIG. 17, DIG. 42, 261/DIG. 65, DIG. 88, DIG. 89, DIG. 55, 261/DIG. 70, DIG. 47; D9/414, 416, 424, D9/425, 428, 435, 443, 444, 445, 781, D9/707; D19/10; D3/201, 203.6, 212, D3/263, 901; D28/5
CPC A61L 9/00; A61L 9/02; A61L 9/03; A61L 9/032; A61L 9/035; A61L 9/037; A61L 9/04; A61L 9/12; A61L 9/122; A61L 9/127; A61L 9/14; B65D 83/60; B05B 11/068; B05B 9/08
See application file for complete search history.

(57) **CLAIM**

The ornamental design for a scent cartridge, as shown and described.

DESCRIPTION

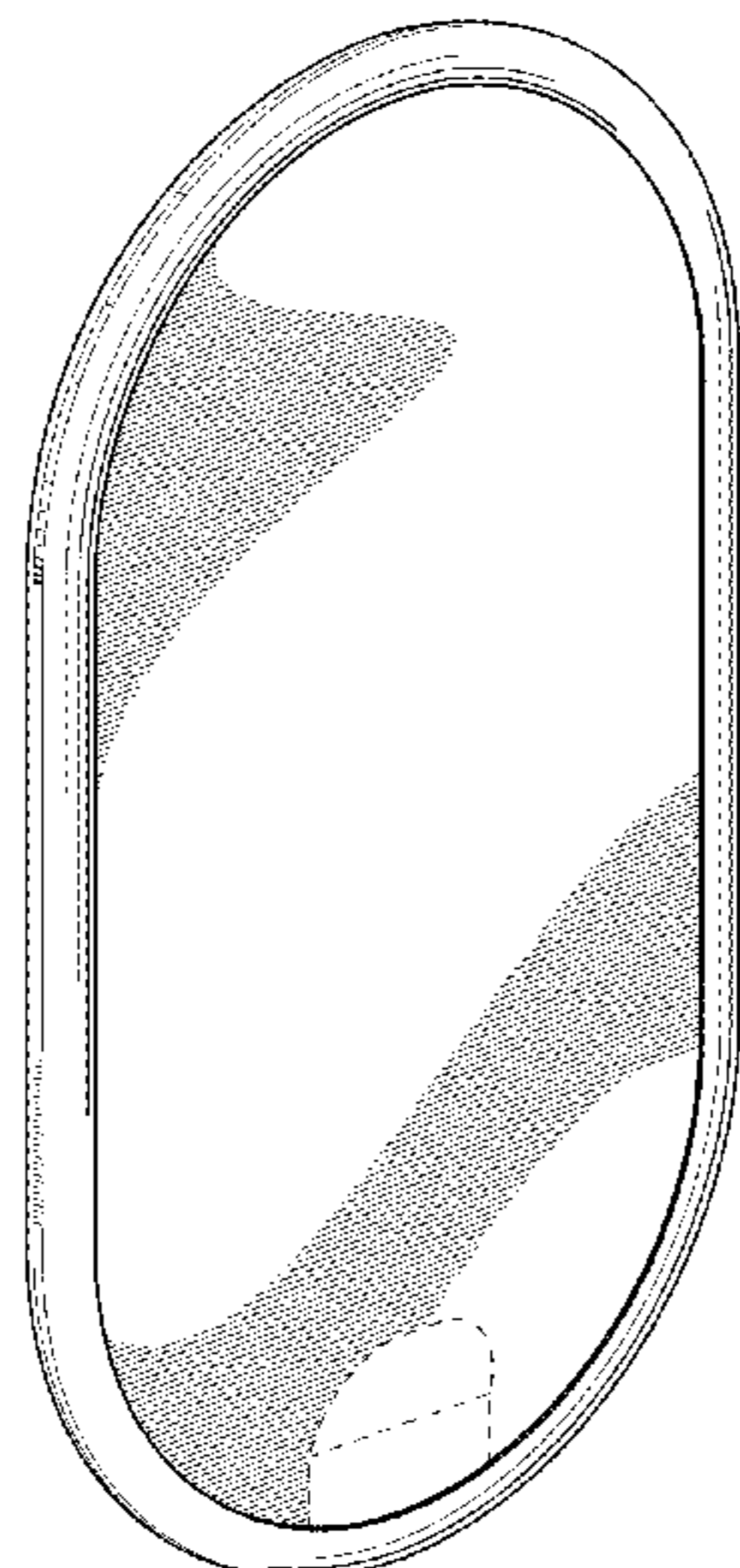
FIG. 1 is a top, front, left side perspective view of the scent cartridge in the base of the new design.
 FIG. 2 is a front elevation view of the scent cartridge in the base of the new design.
 FIG. 3 is a rear elevation view of the scent cartridge in the base of the new design.
 FIG. 4 is a right side elevation view of the scent cartridge in the base of the new design, the left side elevation view being a mirror image of the right side elevation view; and,
 FIG. 5 is a bottom elevation view of the scent cartridge of the new design, the top elevation view being a mirror image of the bottom elevation view.
 The broken lines showing portions of the scent cartridge are included for the purpose of illustrating portions of the article and form no part of the claimed design.

(56) **References Cited**

U.S. PATENT DOCUMENTS

D281,281 S 11/1985 Matalon
 D390,103 S * 2/1998 Gerson D24/189

1 Claim, 3 Drawing Sheets



(56)

References Cited

U.S. PATENT DOCUMENTS

D571,855	S *	6/2008	Law	D14/436
D571,856	S *	6/2008	Hammad	D14/436
D584,141	S *	1/2009	Smith	D9/414
D643,103	S *	8/2011	Bilko	D23/366
D645,738	S *	9/2011	Shiffer	D9/425
D646,160	S *	10/2011	Shiffer	D9/425
D651,281	S *	12/2011	Lobermeier	D23/213
D656,021	S *	3/2012	Dunn	D9/435
D665,259	S *	8/2012	Dunn	D9/435
D673,430	S *	1/2013	Glassman	D3/201
D689,999	S	9/2013	Viala		
D690,588	S *	10/2013	Pipes	D9/424
D694,102	S *	11/2013	Bellamah	D9/424
D716,433	S *	10/2014	Milon	A61L 9/03
					D23/366
2007/0016328	A1 *	1/2007	Ziegler	A47L 5/14
					700/245
2008/0190789	A1 *	8/2008	D'Amico	A61L 9/12
					206/229

* cited by examiner

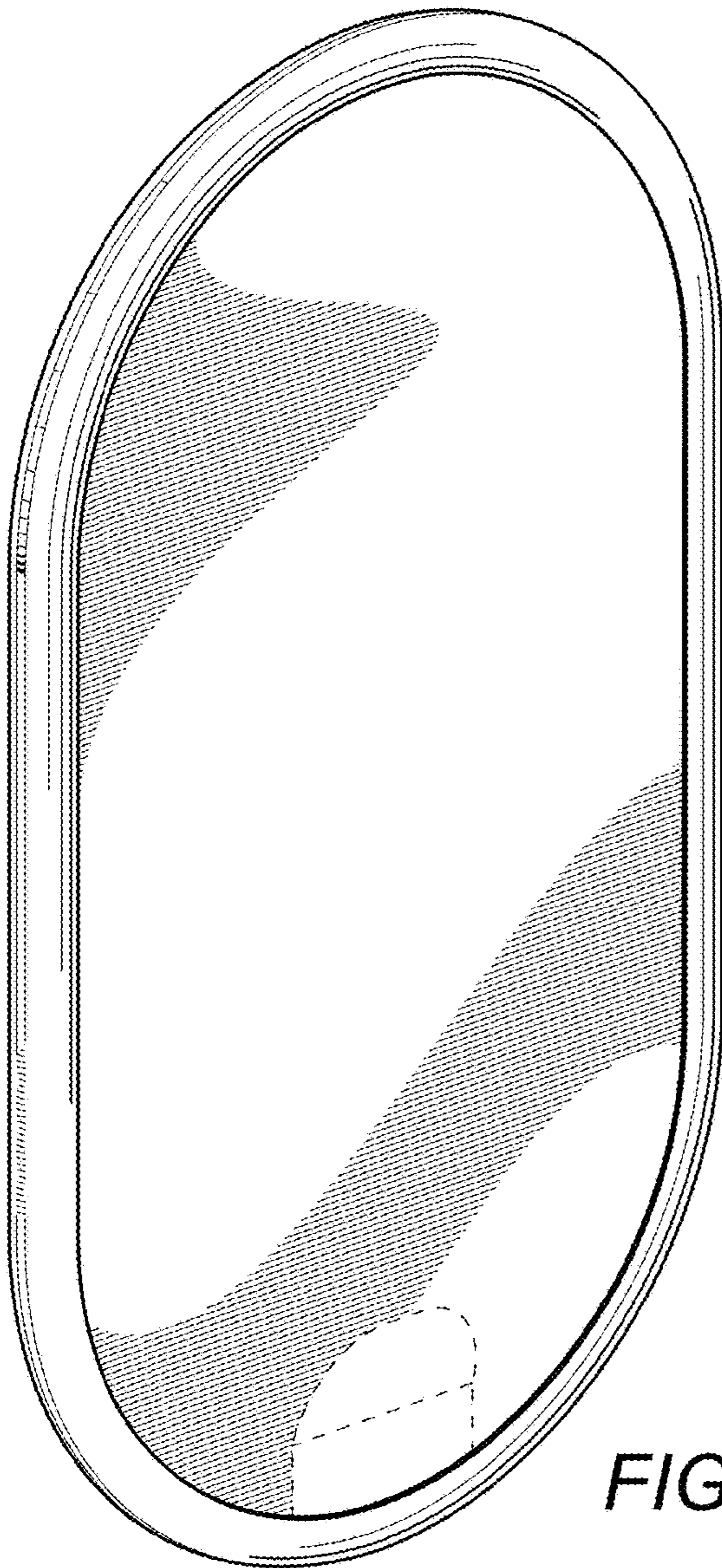


FIG. 1




FIG. 5

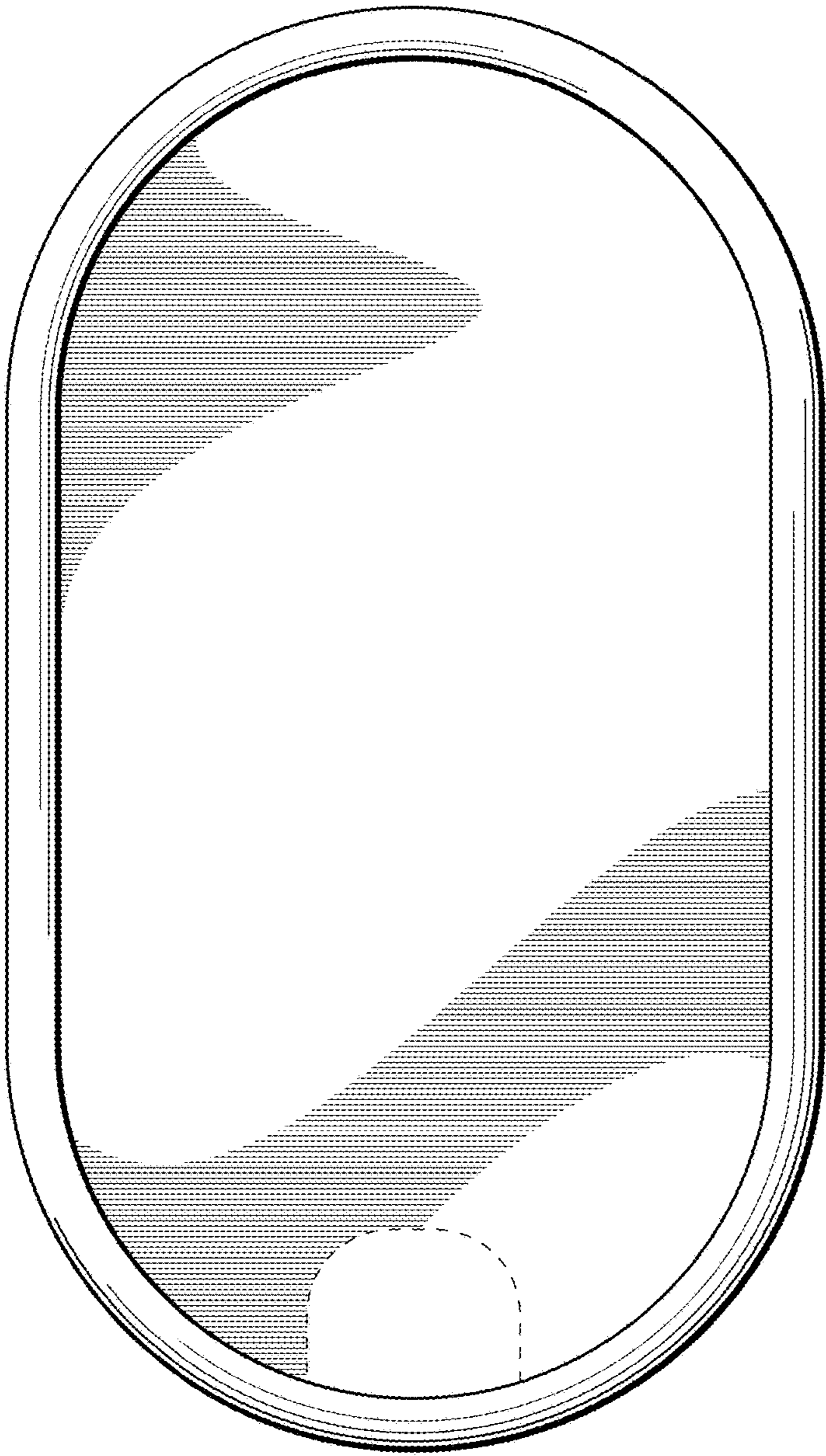


FIG. 2




FIG. 4

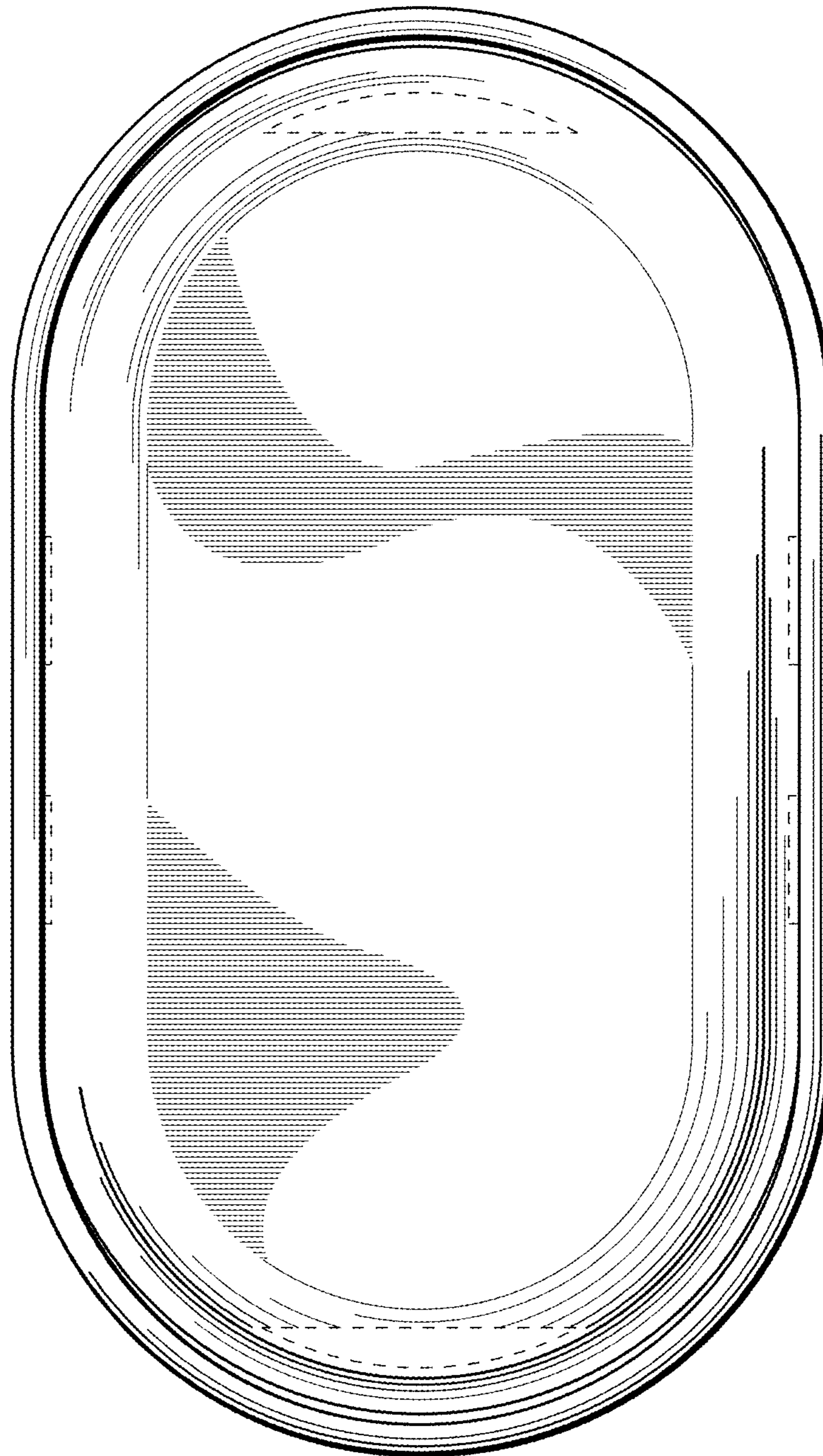


FIG. 3