



US00D803371S

(12) **United States Design Patent** (10) **Patent No.:** **US D803,371 S**  
**Riley** (45) **Date of Patent:** **\*\* Nov. 21, 2017**

(54) **AIR FRESHENER HOLDER**  
(71) Applicant: **Michele M. Riley**, Pembroke Pines, FL (US)  
(72) Inventor: **Michele M. Riley**, Pembroke Pines, FL (US)  
(\*\*) Term: **15 Years**

D366,107 S \* 1/1996 Shaffer ..... D20/18  
D382,050 S \* 8/1997 Hayes ..... D23/366  
5,735,460 A \* 4/1998 Eisenbraun ..... A61L 9/12  
239/34  
D476,726 S \* 7/2003 Rosenberg ..... D23/366  
D479,742 S \* 9/2003 Hollingsworth ..... D23/366  
D568,456 S \* 5/2008 Hollingsworth ..... D23/366  
D610,813 S \* 3/2010 Bennett ..... D6/300  
D648,017 S \* 11/2011 Ruegg ..... D23/366  
D650,057 S \* 12/2011 Riley ..... D23/366  
D650,058 S \* 12/2011 Riley ..... D23/366

(21) Appl. No.: **29/537,192**  
(22) Filed: **Aug. 24, 2015**  
(51) **LOC (10) Cl.** ..... **28-99**  
(52) **U.S. Cl.**  
USPC ..... **D23/366**  
(58) **Field of Classification Search**  
USPC ..... D23/355-369; D28/5, 6; 261/DIG. 17,  
261/DIG. 42, DIG. 47, DIG. 55, DIG. 65,  
261/DIG. 70, DIG. 88, DIG. 89; 392/386,  
392/389, 394, 395, 403; 239/34, 44, 45,  
239/53, 56; D9/522, 549, 556; D6/300,  
D6/303, 310, 311  
CPC ... A61L 9/02; A61L 9/03; A61L 9/034; A61L  
9/04; A61L 9/12; A61L 9/032; A61L  
9/122; A61L 9/127; A61L 9/22  
See application file for complete search history.

\* cited by examiner

*Primary Examiner* — Sandra Snapp  
(74) *Attorney, Agent, or Firm* — Laurence A. Greenberg;  
Werner H. Stemer; Ralph E. Locher

(56) **References Cited**  
U.S. PATENT DOCUMENTS  
4,993,177 A \* 2/1991 Hudson ..... A47G 1/0616  
40/593  
5,304,358 A \* 4/1994 Hoyt ..... A61L 9/12  
239/56

(57) **CLAIM**  
The ornamental design for an air freshener holder, as shown and described.

**DESCRIPTION**  
FIG. 1 is a rear elevation view of the air freshener holder, showing my new design;  
FIG. 2 is a left side elevation view thereof;  
FIG. 3 is a right side elevation view thereof;  
FIG. 4 is a front elevation view thereof;  
FIG. 5 is a top view thereof;  
FIG. 6 is a bottom view thereof; and,  
FIG. 7 is a rear perspective view thereof.

**1 Claim, 3 Drawing Sheets**

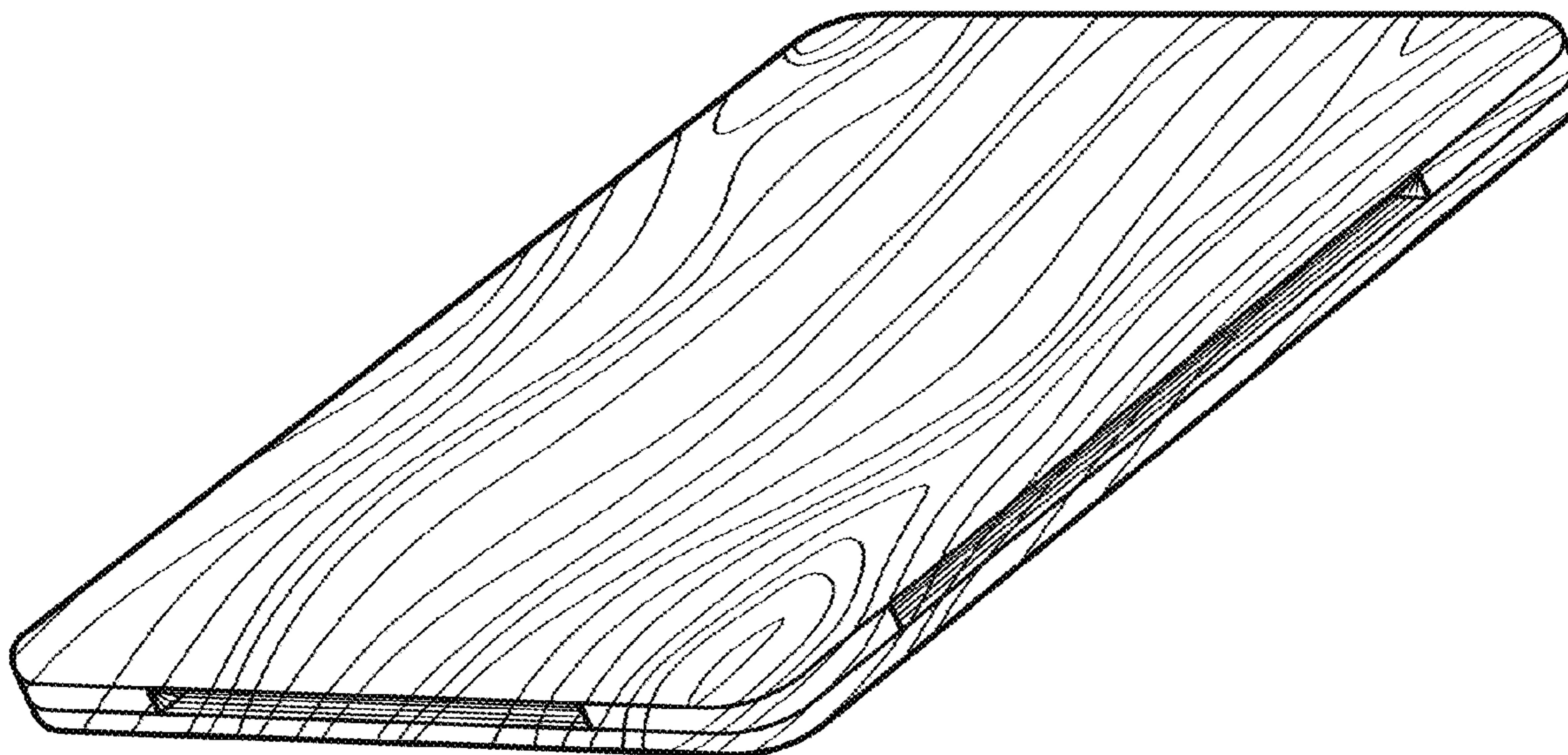




FIG. 3




FIG. 1



FIG. 2



FIG. 5




FIG. 4




FIG. 6





FIG. 7