



US00D803364S

(12) **United States Design Patent** (10) **Patent No.:** **US D803,364 S**
Lu (45) **Date of Patent:** **** Nov. 21, 2017**

- (54) **ELECTRIC FIREPLACE**
- (71) Applicant: **Dong Guan Song Wei Electric Technology Co., Ltd.**, Dongguan, Guangdong Province (CN)
- (72) Inventor: **Wei Lin Lu**, Dongguan (CN)
- (73) Assignee: **DONG GUAN SONG WEI ELECTRIC TECHNOLOGY CO., LTD.**, Guangdong Province (CN)
- (**) Term: **15 Years**
- (21) Appl. No.: **29/554,115**
- (22) Filed: **Feb. 8, 2016**
- (51) **LOC (10) Cl.** **23-03**
- (52) **U.S. Cl.**
USPC **D23/343**
- (58) **Field of Classification Search**
USPC D23/314, 317, 330, 332-333, 335-351, D23/354-356, 370, 376, 378, 381, 382, D23/411, 412
CPC . F24D 13/00; F24H 7/00; F24H 7/002; F24H 7/0208; F24H 7/0216; F24H 9/02; F24H 3/00; F24H 3/02; F24H 3/002; F24H 3/0411; F24H 3/0417; F24H 3/08; F24H 3/081; F24H 3/10; F24H 3/102
See application file for complete search history.

(56) **References Cited**

U.S. PATENT DOCUMENTS

D390,936 S *	2/1998	French	D23/343
D397,777 S *	9/1998	Mack, Jr.	D23/351
D638,922 S *	5/2011	Zhou	D23/344
D654,995 S *	2/2012	Asofsky	D23/332
D654,996 S *	2/2012	Asofsky	D23/332
D664,634 S *	7/2012	Kent	D23/343

D667,942 S *	9/2012	Kent	D23/343
D668,325 S *	10/2012	Kent	D23/343
D671,200 S *	11/2012	Kent	D23/343
D694,873 S *	12/2013	Nemes	D23/405
D717,417 S *	11/2014	Xiong	D23/343
D717,418 S *	11/2014	Xiong	D23/343
D719,247 S *	12/2014	Tse	D23/343
D738,477 S *	9/2015	Nemes	D23/344
RE45,934 E *	3/2016	Kent	D23/343
2011/0080261 A1 *	4/2011	Asofsky	F24C 7/004 340/6.1

* cited by examiner

Primary Examiner — Sheryl Lane

Assistant Examiner — Calvin E Vansant

(74) *Attorney, Agent, or Firm* — Leong C. Lei

(57) **CLAIM**

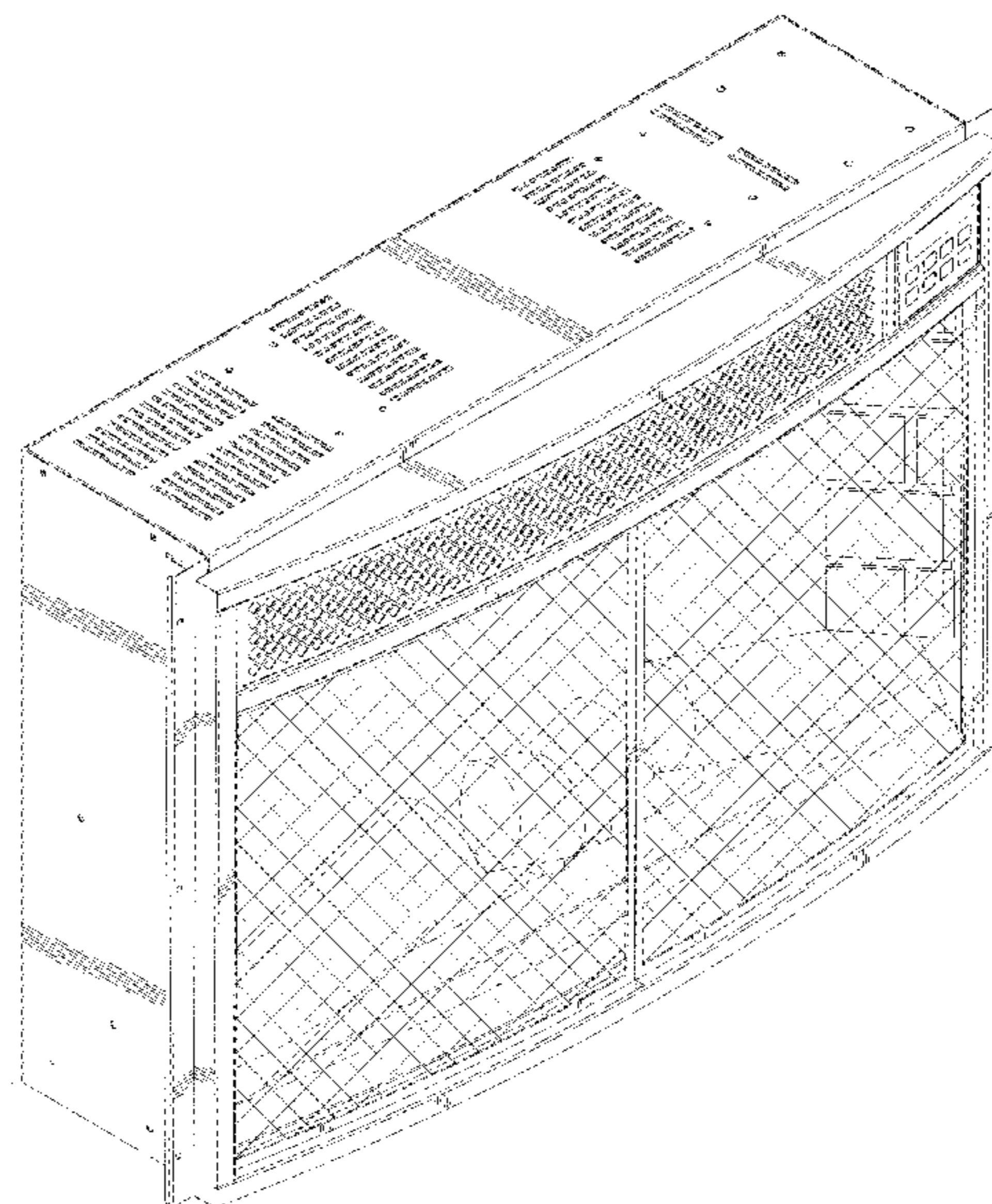
The ornamental design for an electric fireplace, as shown and described.

DESCRIPTION

FIG. 1 is a perspective view of an electric fireplace showing my present design;
 FIG. 2 is a front view thereof;
 FIG. 3 is a rear view thereof;
 FIG. 4 is a left side view thereof;
 FIG. 5 is a right side view thereof;
 FIG. 6 is a top view thereof;
 FIG. 7 is a bottom view thereof;
 FIG. 8 is an enlarged, fragmentary left view, of a portion of FIG. 4; and,
 FIG. 9 is an enlarged, fragmentary right view, of a portion of FIG. 5.

The dashed broken lines represent unclaimed portions of the electric fireplace and form no part of the claimed design. The dot-dot-dash broken lines represent boundaries of the claim and form no part of the claimed design.

1 Claim, 7 Drawing Sheets



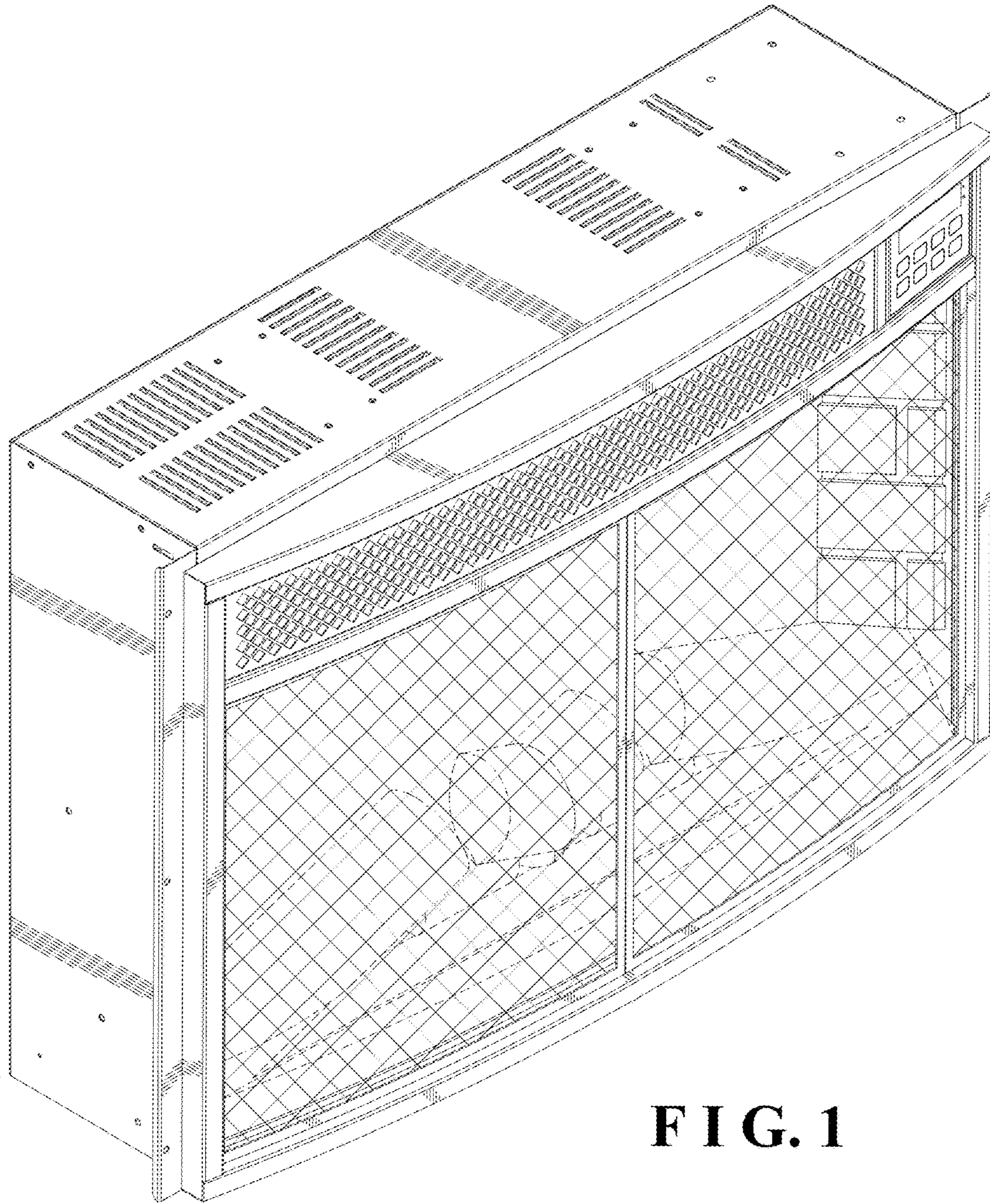


FIG. 1




FIG. 2




FIG. 3

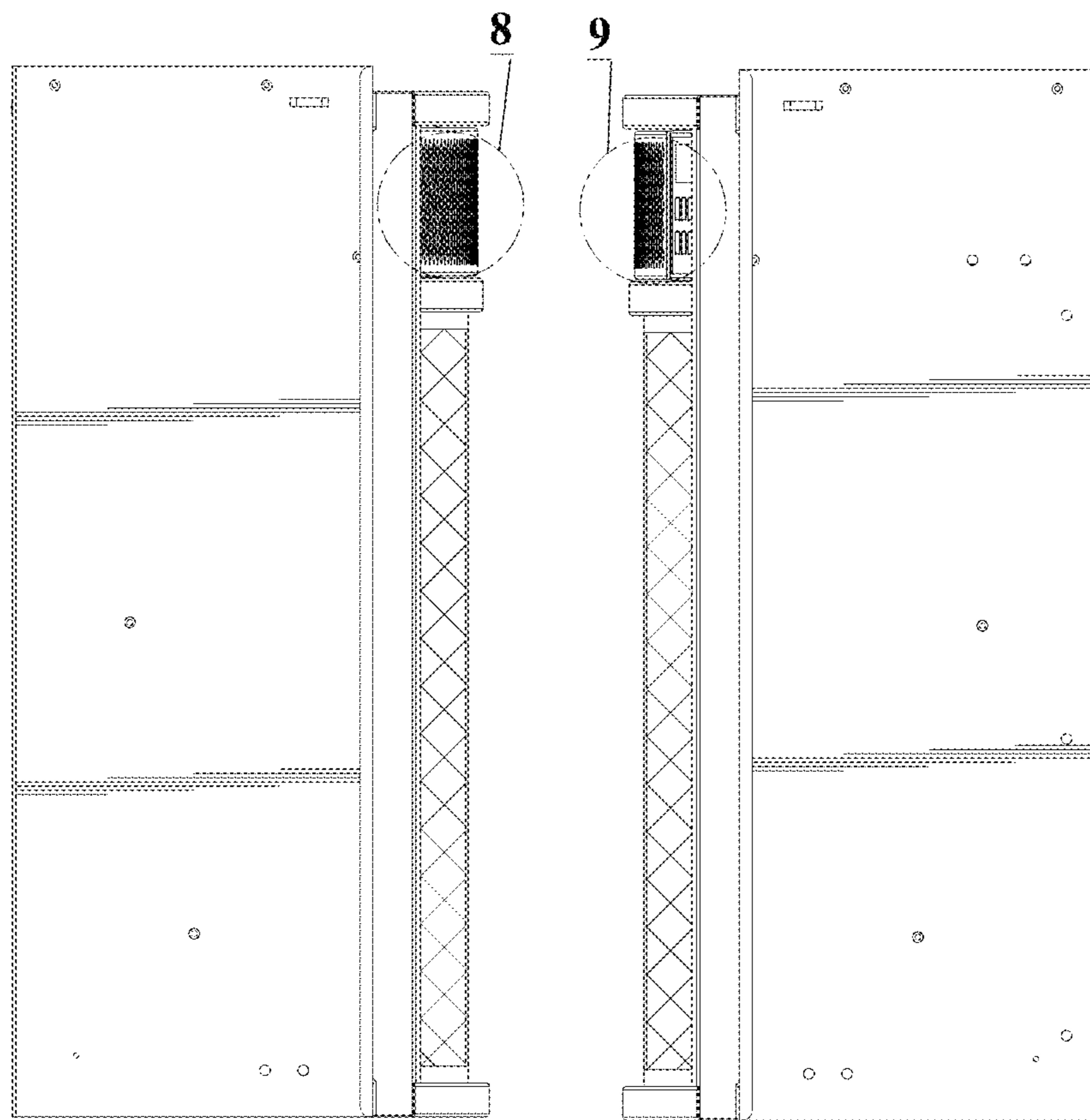


FIG. 4

FIG. 5

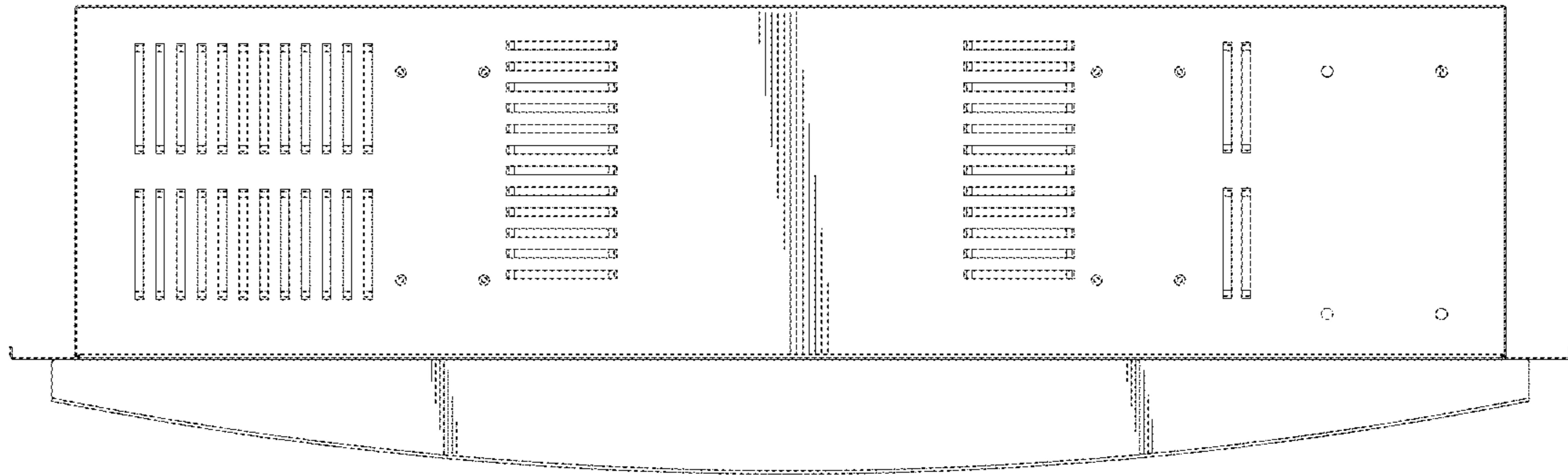


FIG. 6

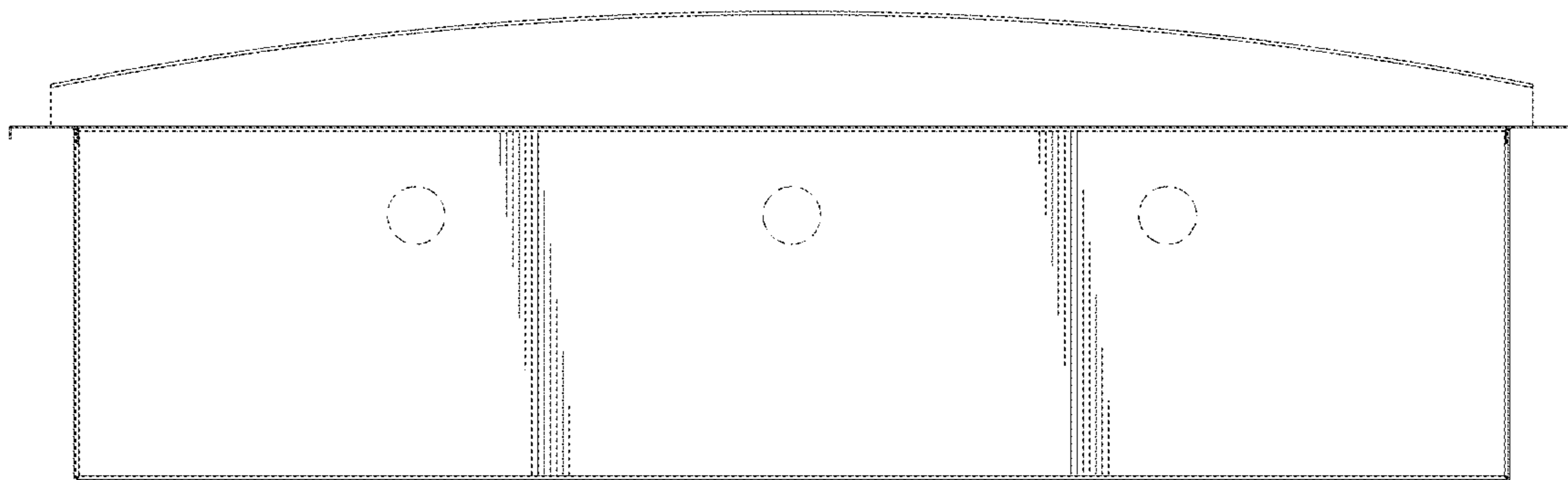


FIG. 7

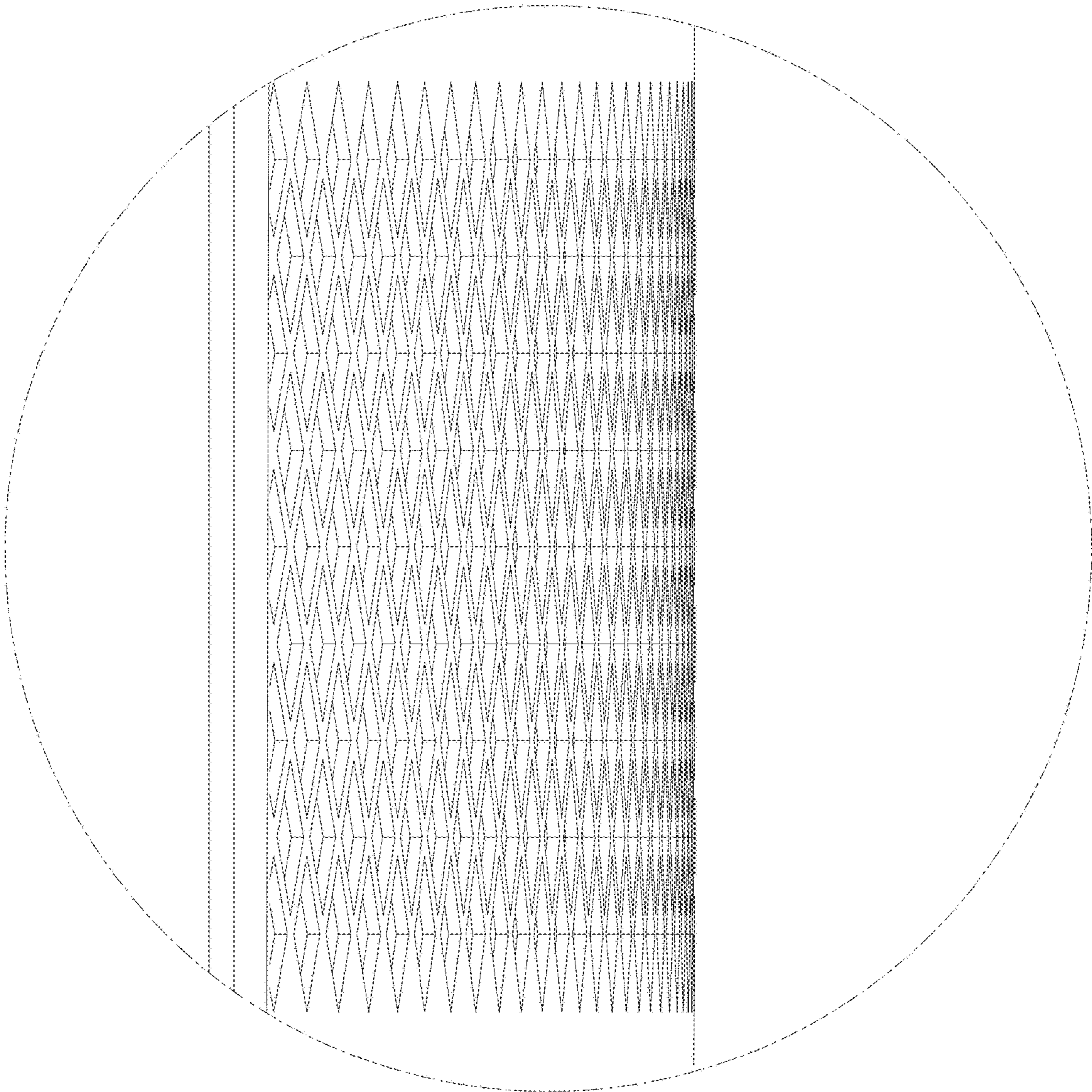


FIG. 8

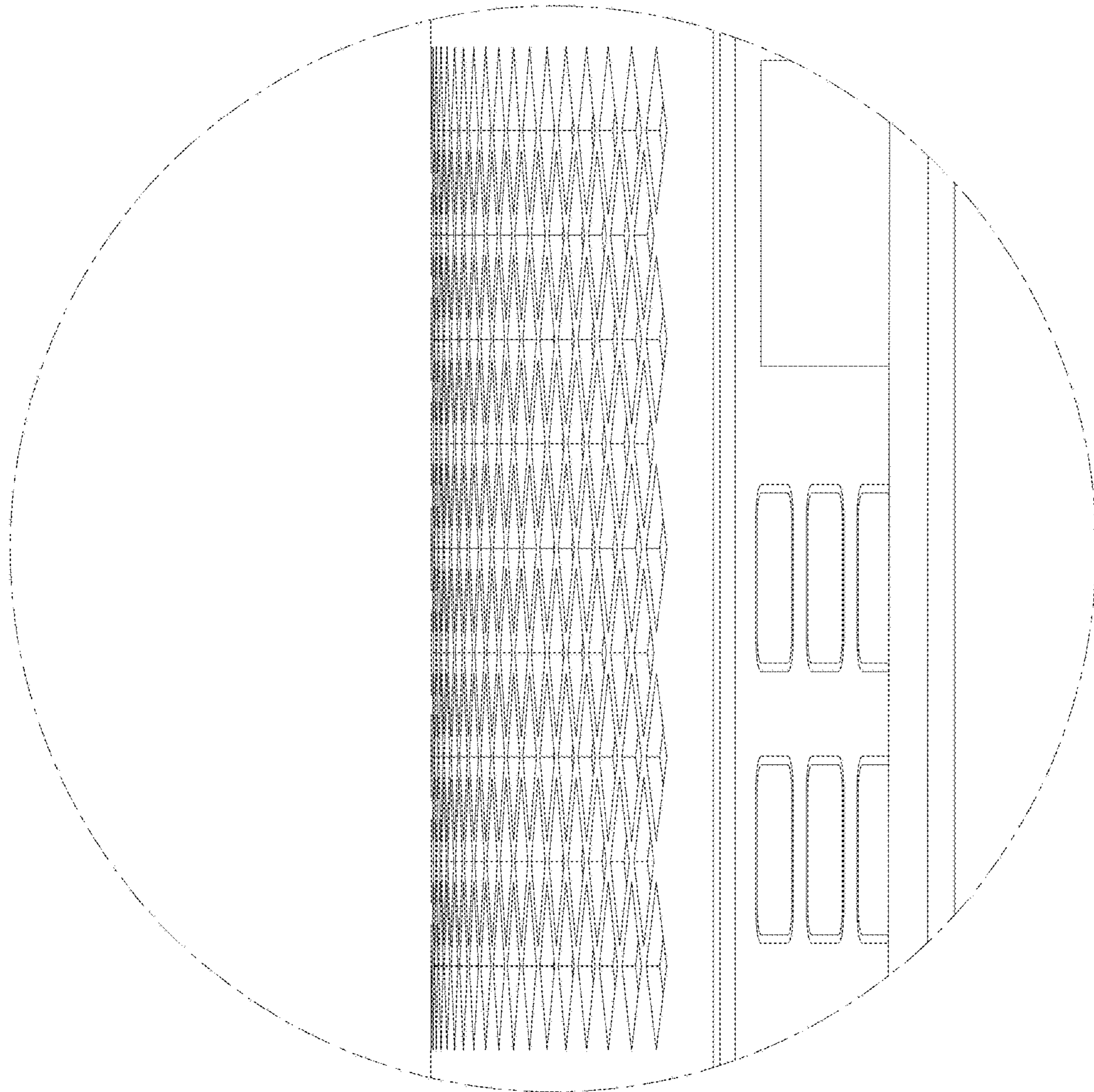


FIG. 9