



US00D803362S

(12) **United States Design Patent** (10) **Patent No.:** **US D803,362 S**  
**Feros et al.** (45) **Date of Patent:** **\*\* Nov. 21, 2017**

(54) **REINFORCING COLLAR FOR PIPE FITTING**

FOREIGN PATENT DOCUMENTS

(71) Applicant: **Vinidex Pty Limited**, Darlinghurst (AU)

CN 203023717 U 6/2013  
EP 1724512 A1 11/2006  
(Continued)

(72) Inventors: **Nicholas Feros**, Darlinghurst (AU);  
**Ben Andrew Pokorny**, Darlinghurst (AU)

OTHER PUBLICATIONS

(73) Assignee: **Vinidex Pty Limited**, Darlinghurst (AU)

Adroit Piping Systems, Electrofusion Branch Saddle, downloaded May 18, 2015, available at <http://www.adroitpiping.com.au/products/hdpe-electrofusion-pressure/electrofusion-branch-saddle/>.

(Continued)

(\*\*) Term: **15 Years**

*Primary Examiner* — Eric Goodman

(21) Appl. No.: **29/550,192**

*Assistant Examiner* — Amy Wierenga

(22) Filed: **Dec. 30, 2015**

(74) *Attorney, Agent, or Firm* — Gordon & Jacobson, P.C.

(30) **Foreign Application Priority Data**

Jul. 3, 2015 (AU) ..... 201513359

(57) **CLAIM**

(51) **LOC (10) Cl.** ..... **23-01**

The ornamental design for a reinforcing collar for pipe fitting, as shown and described.

(52) **U.S. Cl.**  
USPC ..... **D23/262**

(58) **Field of Classification Search**  
USPC .... D23/259–263, 249, 265–269; 285/97, 99, 285/104–105, 108, 133.5, 133.21; D8/382  
CPC ..... Y10S 285/921; F16L 41/021; F16L 15/08; F16L 27/06; F16L 17/025; F16L 17/035; F16L 17/04  
See application file for complete search history.

**DESCRIPTION**

FIG. 1 is a first perspective view of the reinforcing collar for pipe fitting.  
FIG. 2 is a second perspective view of the reinforcing collar.  
FIG. 3 is a first side view of the reinforcing collar, with an opposite second side view being a mirror image thereof.  
FIG. 4 is a third side view of the reinforcing collar, rotated 90° relative to the first side view, with an opposite fourth side view being a mirror image thereof.  
FIG. 5 is a top view of the reinforcing collar; and,  
FIG. 6 is a perspective view of the reinforcing collar shown in a position of use.  
The broken lines depict environment subject matter only and form no part of the claim.

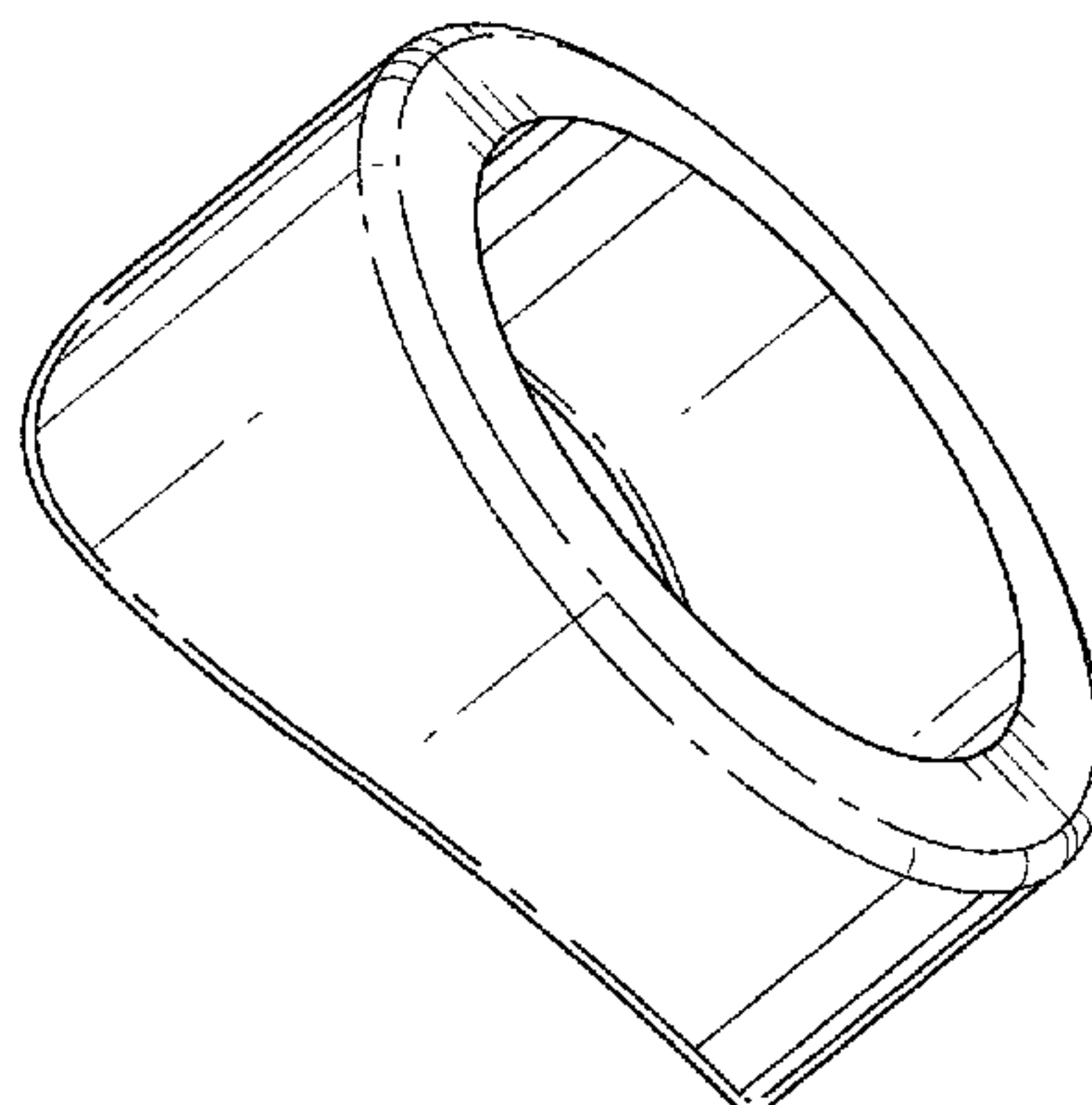
(56) **References Cited**

U.S. PATENT DOCUMENTS

D35,204 S \* 10/1901 Bossert ..... D23/262  
1,908,821 A 5/1933 Cornell, Jr.  
1,966,403 A \* 7/1934 Durham ..... F16L 41/084  
219/137 R  
D132,938 S 9/1940 Corley  
D135,633 S 5/1943 Stark et al.

(Continued)

**1 Claim, 6 Drawing Sheets**



(56)

References Cited

U.S. PATENT DOCUMENTS

3,254,909 A \* 6/1966 Ver Nooy ..... F16L 41/021  
 285/189  
 D243,456 S \* 2/1977 Ryan ..... D23/262  
 4,179,141 A \* 12/1979 Newman ..... F16L 41/082  
 228/168  
 D267,505 S \* 1/1983 Ryan ..... D23/262  
 D274,549 S \* 7/1984 Ryan ..... D23/263  
 D275,984 S \* 10/1984 Shaw ..... D12/197  
 4,504,086 A 3/1985 Carrow  
 D282,867 S \* 3/1986 Ryan ..... D23/259  
 5,090,743 A 2/1992 Obering  
 D332,653 S \* 1/1993 Ryan ..... D23/262  
 D343,889 S 2/1994 Stonecypher  
 D354,801 S 1/1995 Grant  
 D363,115 S \* 10/1995 Lennartsson ..... D23/263  
 5,662,360 A 9/1997 Guzowski  
 D389,562 S 1/1998 Picton  
 5,775,736 A 7/1998 Svetlik  
 D439,637 S \* 3/2001 Davies ..... D23/262  
 6,220,634 B1 4/2001 Burrowes  
 D481,109 S 10/2003 Dole et al.  
 D481,110 S 10/2003 Snyder, Sr. et al.

D517,176 S 3/2006 Wilk, Jr. et al.  
 D561,304 S \* 2/2008 Vansell ..... D23/262  
 D656,225 S 3/2012 Dole et al.  
 D700,682 S \* 3/2014 Bayyouk ..... D23/233  
 D710,485 S \* 8/2014 Nudo ..... D23/262  
 D743,511 S 11/2015 Bednarz et al.  
 D760,364 S 6/2016 Angel  
 2016/0040816 A1 \* 2/2016 Cheng-Sheng ..... F16L 41/12  
 285/130.1  
 2016/0305583 A1 10/2016 Conrad et al.

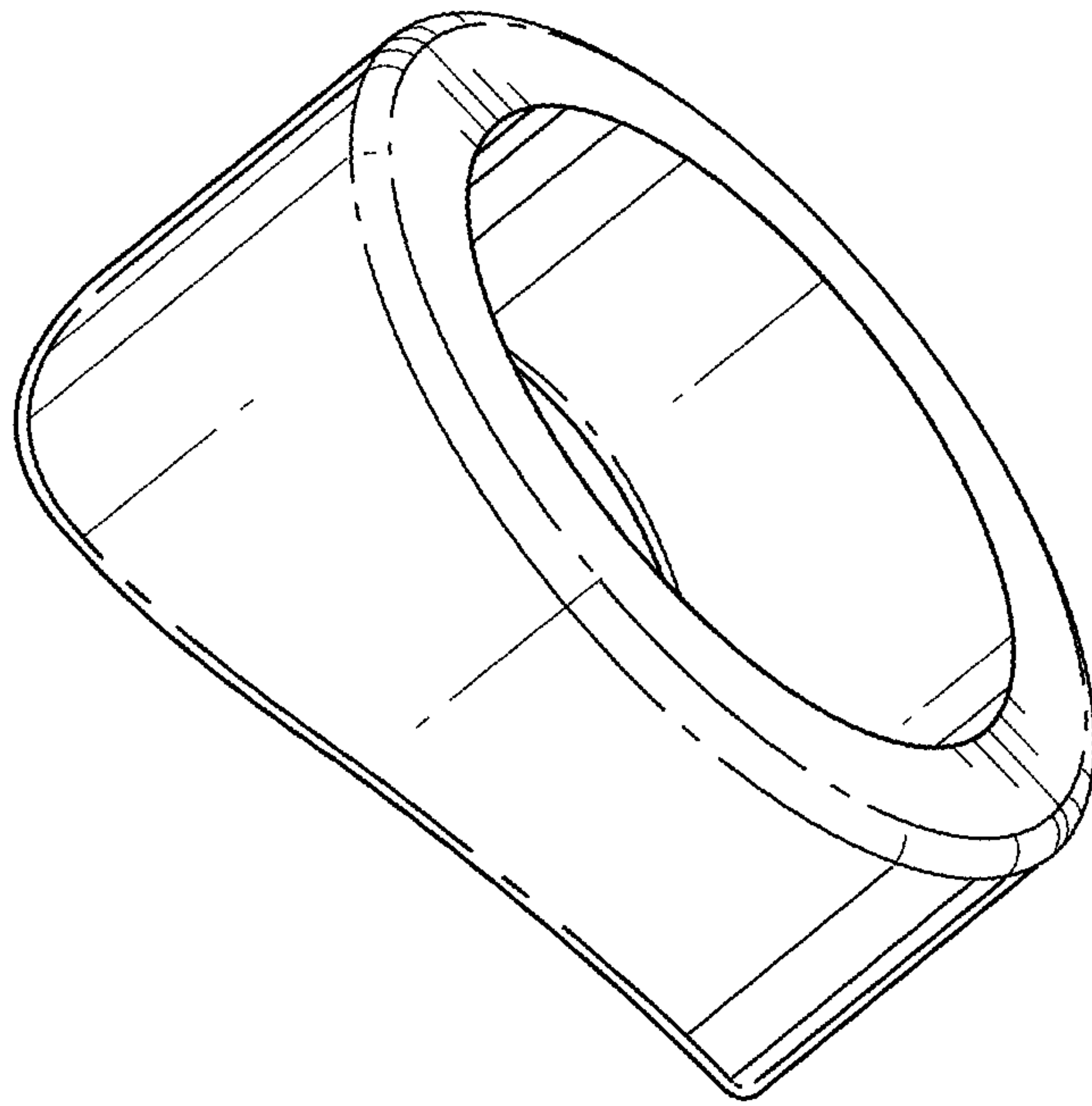
FOREIGN PATENT DOCUMENTS

GB 2435079 A 8/2007  
 WO WO9515253 6/1995  
 WO WO2017/004671 A1 1/2017

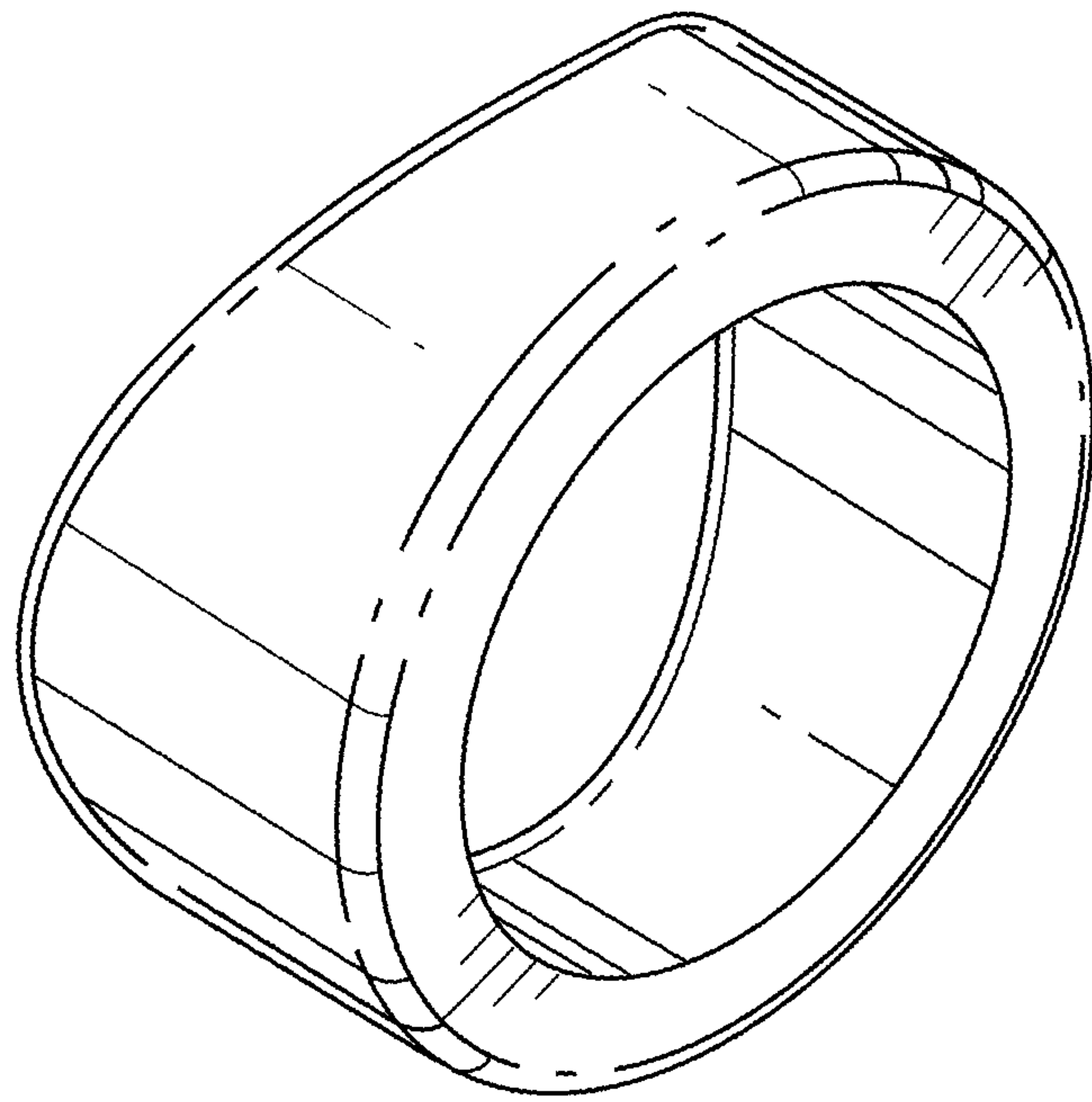
OTHER PUBLICATIONS

Photograph of Commercial Electrofusion Collar in Trial.  
 POLIplex® PE Pipe & Fittings Systems Product Catalogue, Relevant Extracted Pages.  
 PIHA 2008 Technical Data Chart, 2008, See pp. 21 and 22.

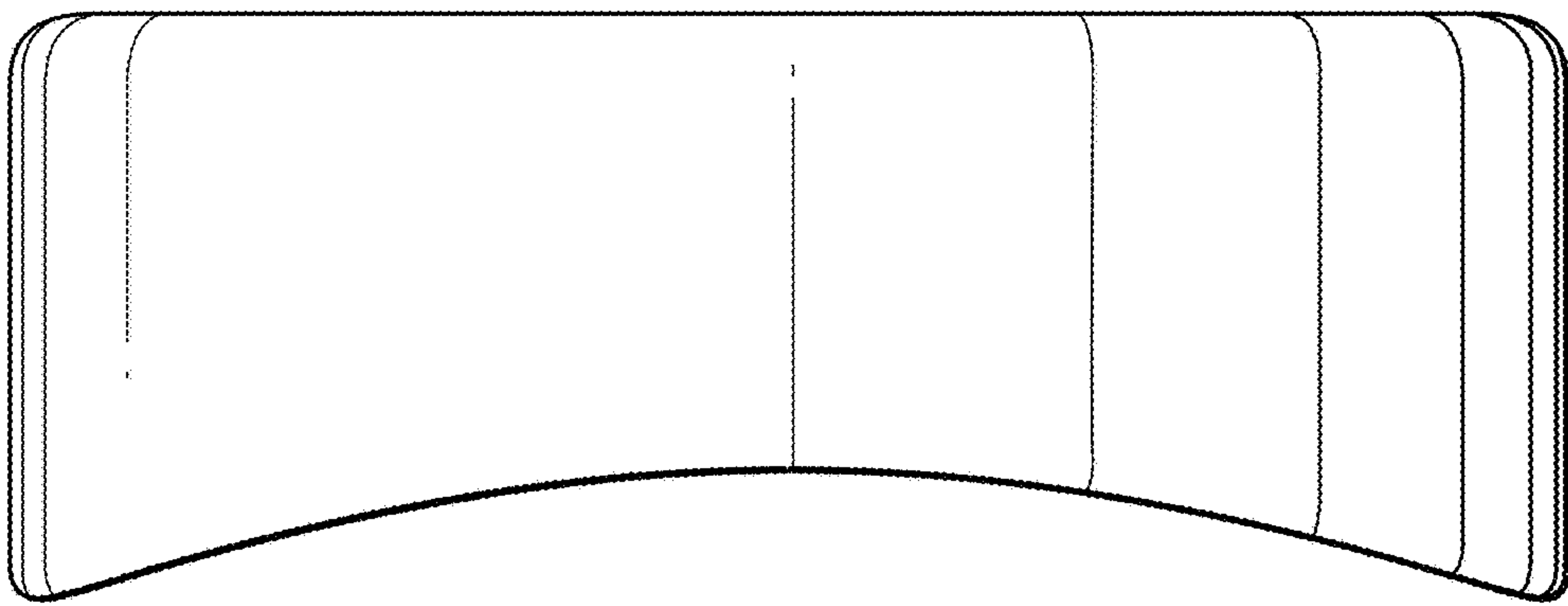
\* cited by examiner



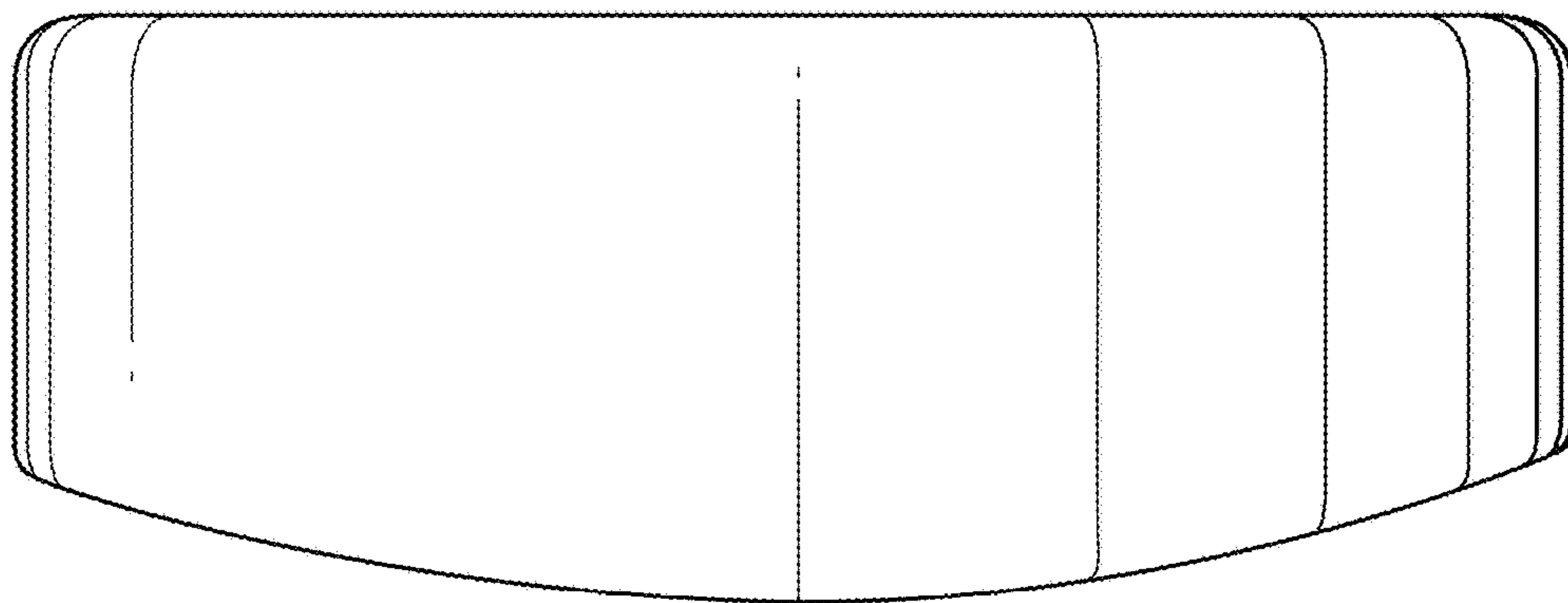
*Fig. 1*



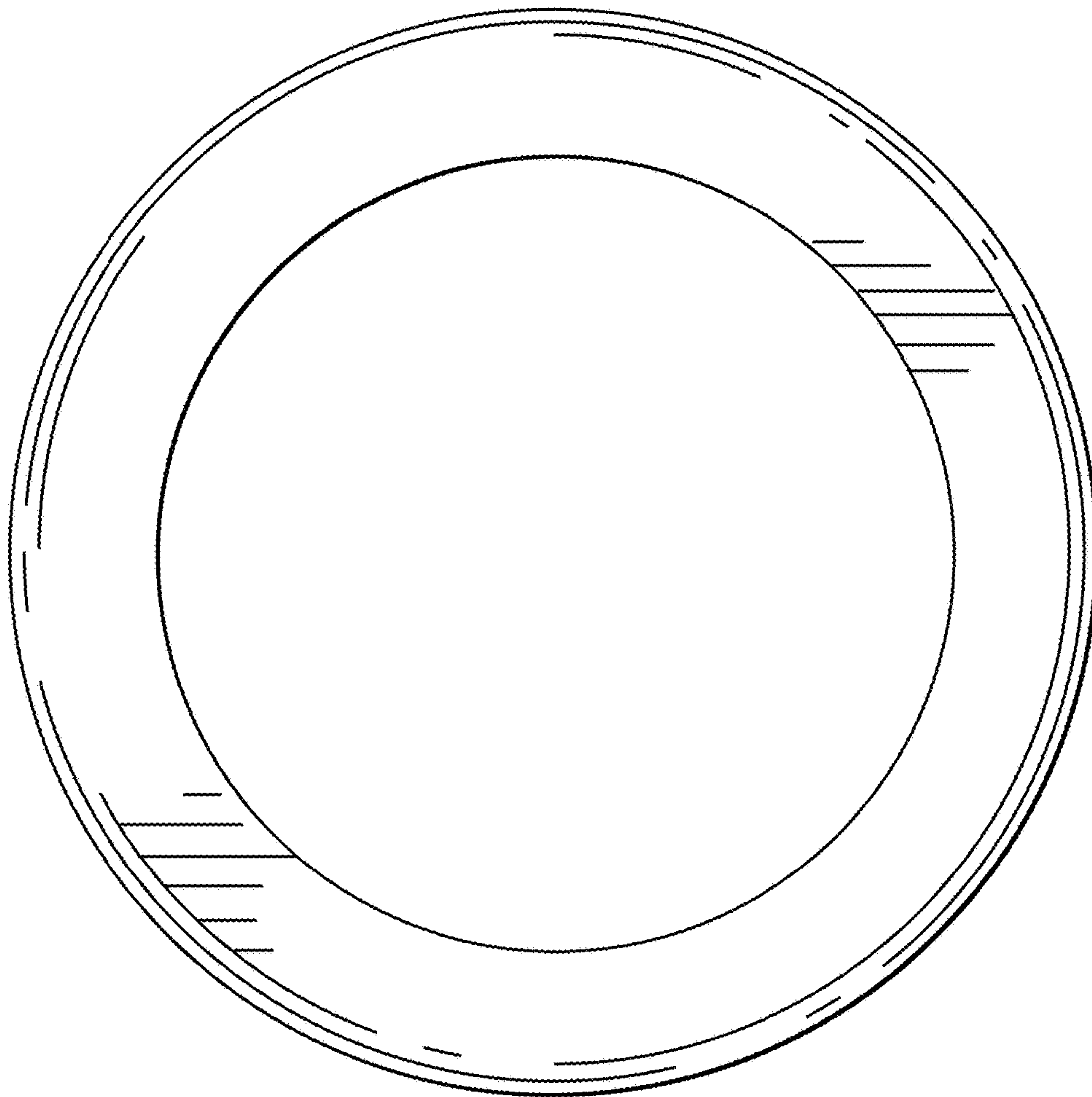
*Fig. 2*



*Fig. 3*

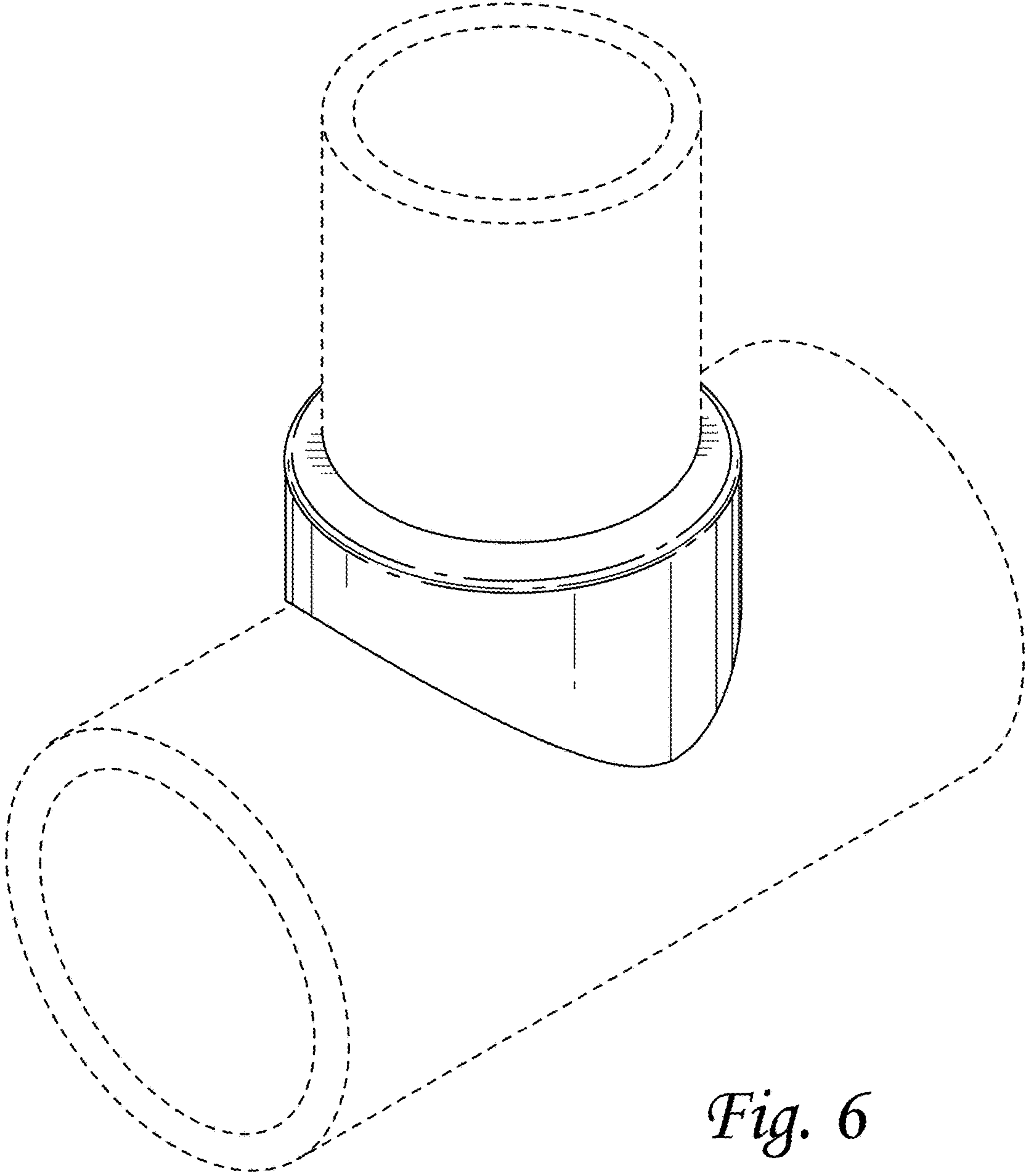


*Fig. 4*



*Fig. 5*





*Fig. 6*