



US00D803361S

(12) **United States Design Patent**
Downey et al.

(10) **Patent No.:** **US D803,361 S**
(45) **Date of Patent:** **** Nov. 21, 2017**

- (54) **FAUCET SPRAY HEAD**
- (71) Applicant: **Spectrum Brands, Inc.**, Middleton, WI (US)
- (72) Inventors: **David R. Downey**, Mission Viejo (CA); **Aaron Hanna**, Corona, CA (US)
- (73) Assignee: **Spectrum Brands, Inc.**, Middleton, WI (US)
- (**) Term: **15 Years**
- (21) Appl. No.: **29/558,341**
- (22) Filed: **Mar. 16, 2016**
- (51) **LOC (10) Cl.** **23-01**
- (52) **U.S. Cl.**
USPC **D23/257**
- (58) **Field of Classification Search**
USPC D23/238-243, 249, 255, 257
CPC E03C 1/0404; E03C 1/0409; E03C 1/02;
E03C 1/023; E03C 1/05; G05D 7/0629;
Y10T 137/9464
See application file for complete search history.

- D607,544 S * 1/2010 Roy D23/255
- D652,489 S 1/2012 Bosio
- D657,024 S 4/2012 Bosio
- D713,508 S * 9/2014 Downey D23/238
- 9,074,357 B2 * 7/2015 Meehan E03C 1/0401
- D754,301 S * 4/2016 Bahler D23/255
- D786,405 S * 5/2017 Schaubach D23/238

FOREIGN PATENT DOCUMENTS

WO D060667-001 3/2002

* cited by examiner

Primary Examiner — Robert Delehanty

(74) *Attorney, Agent, or Firm* — Banner & Witcoff, Ltd.

(57) **CLAIM**

The ornamental design for a faucet spray head, as shown and described.

DESCRIPTION

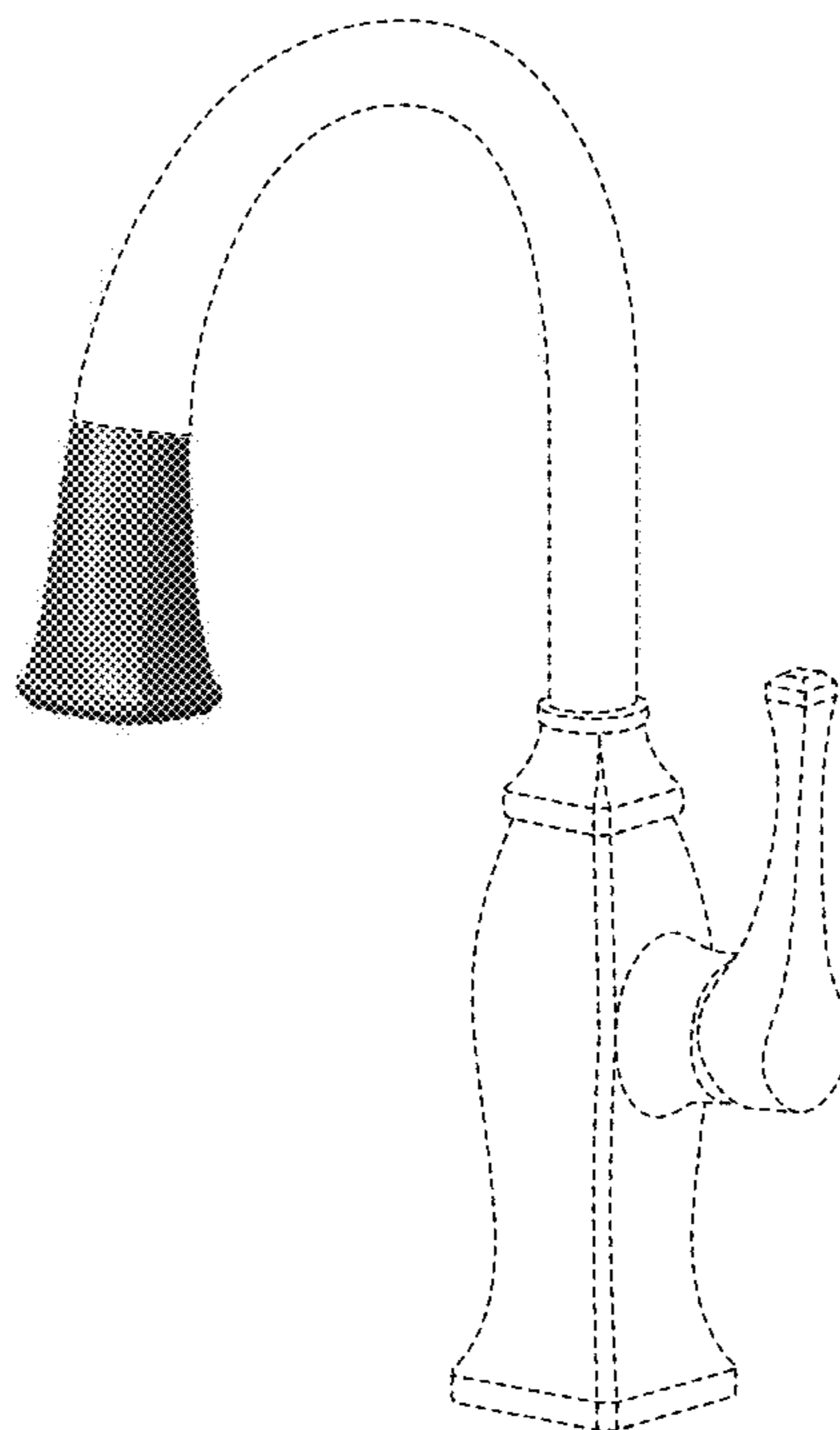
FIG. 1 is a front perspective view of a faucet spray head showing our new design;
 FIG. 2 is a front view thereof;
 FIG. 3 is a rear view thereof;
 FIG. 4 is a right side view thereof;
 FIG. 5 is a left side view thereof;
 FIG. 6 is a top view thereof; and,
 FIG. 7 is a bottom view thereof.
 The broken line showing of the underside of the sprayer head in FIG. 7 and the remainder of the faucet is for environmental purposes only and forms no part of the claimed design.

1 Claim, 5 Drawing Sheets

(56) **References Cited**

U.S. PATENT DOCUMENTS

- D270,559 S 9/1983 Clivio et al.
- D390,919 S 2/1998 Lobermeier
- D410,732 S 6/1999 Gottwald
- D472,961 S 4/2003 Ziemann
- D567,908 S 4/2008 Semchuck et al.
- D573,696 S 7/2008 Eilmus



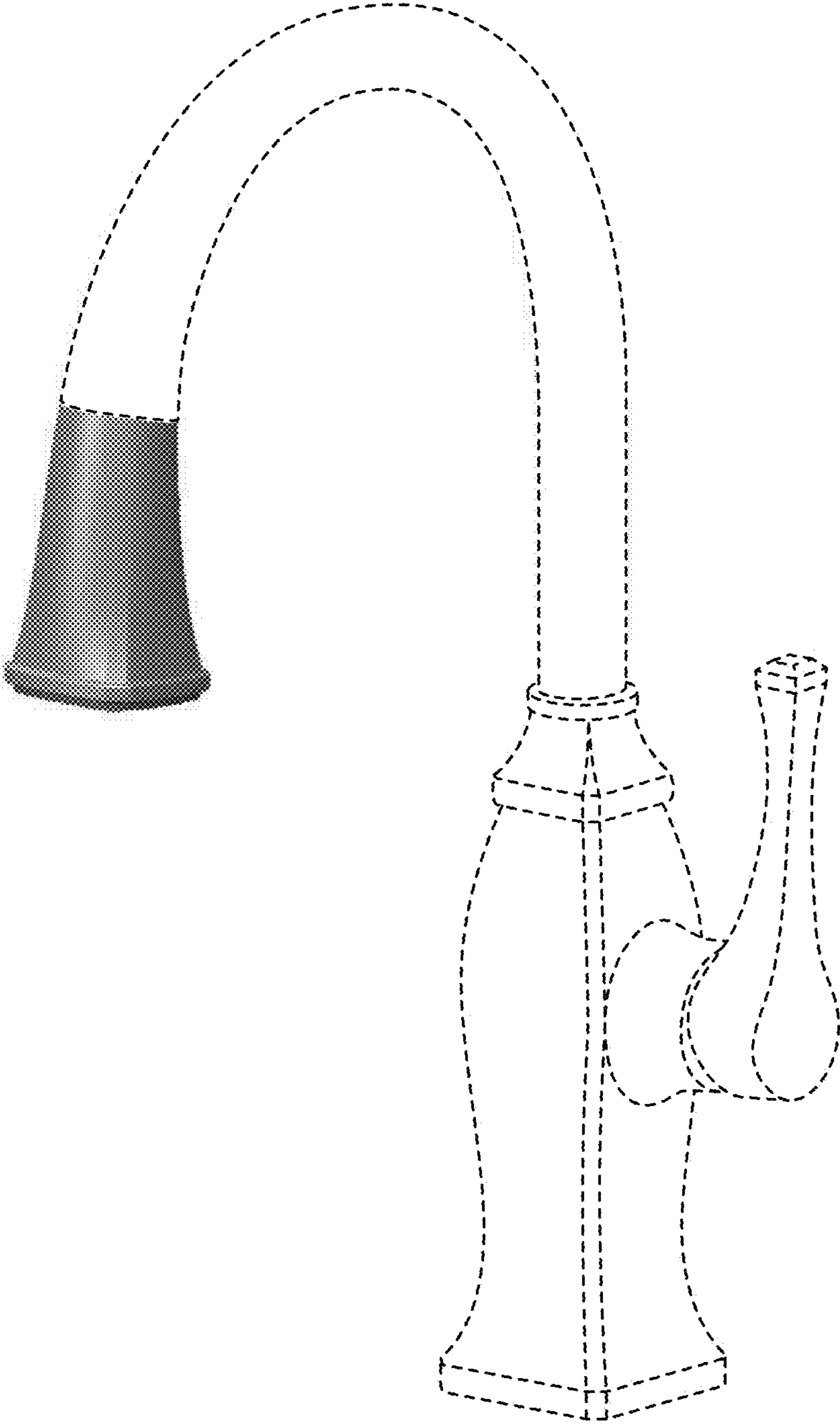


FIG. 1

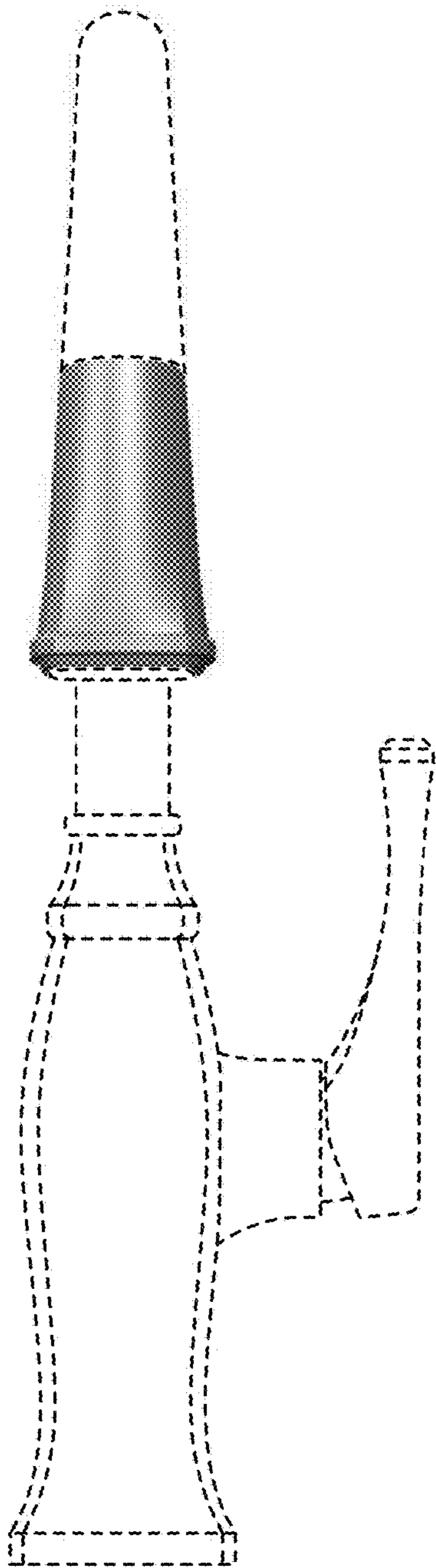


FIG. 2

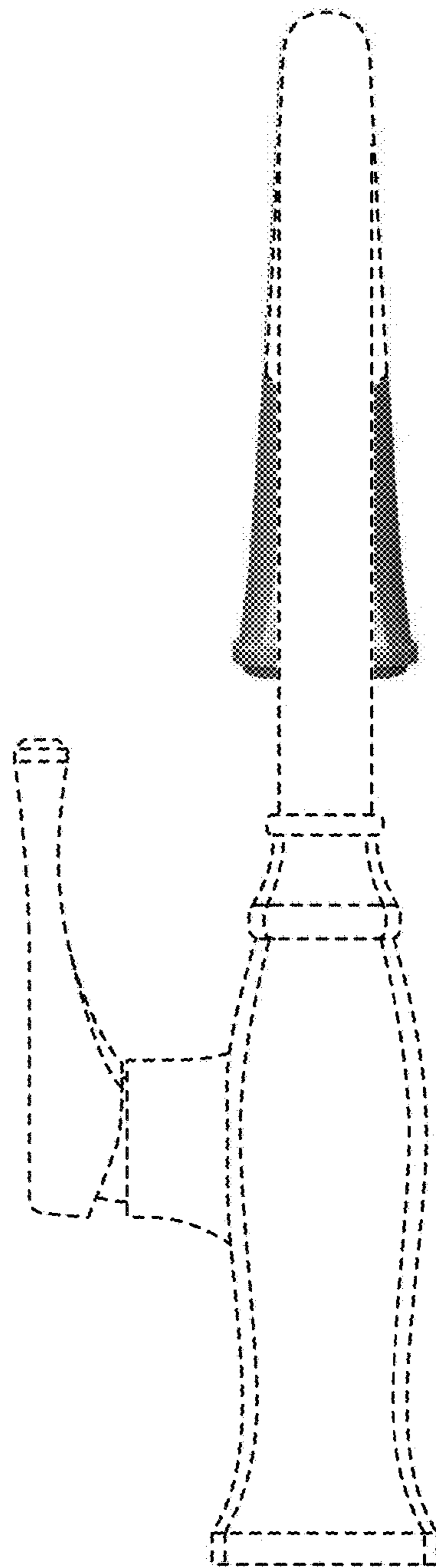


FIG. 3

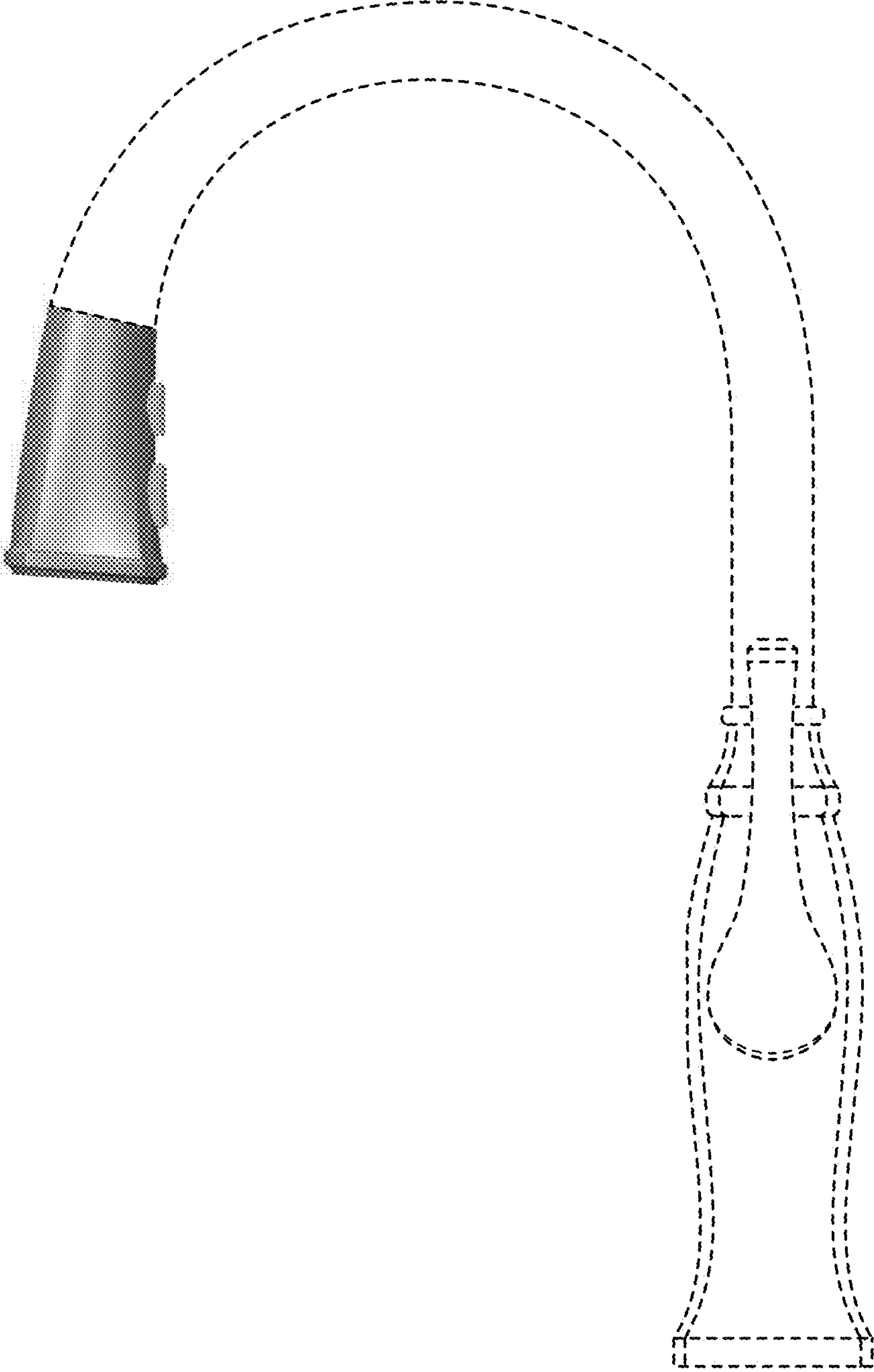


FIG. 4

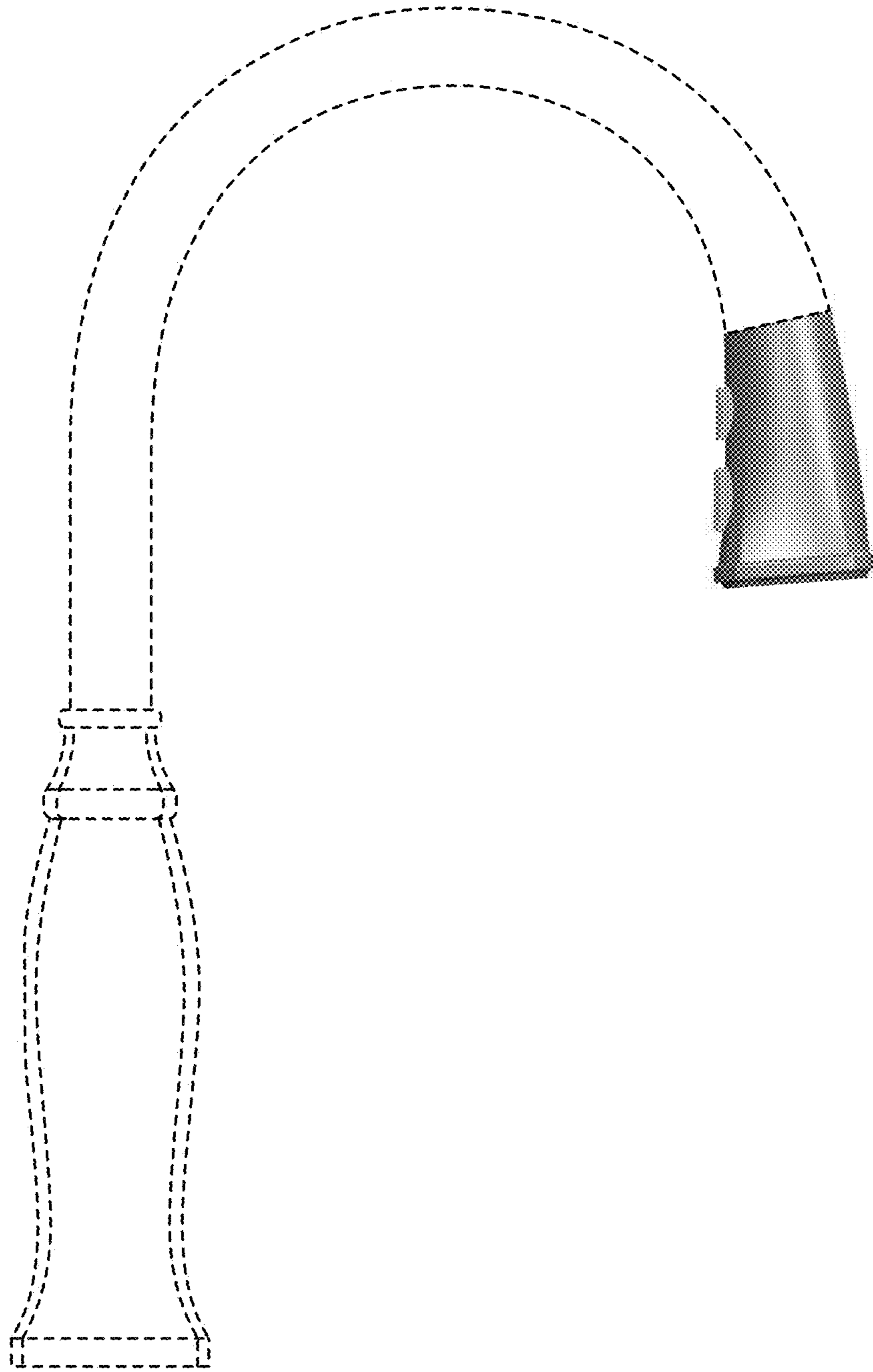


FIG. 5




FIG. 6




FIG. 7