

US00D803351S

(12) **United States Design Patent** (10) **Patent No.:** **US D803,351 S**
Ladwig et al. (45) **Date of Patent:** **** Nov. 21, 2017**

(54) **NOZZLE FOR A SHOWERHEAD**
(71) Applicant: **WATER PIK, INC.**, Fort Collins, CO (US)

D652,110 S 1/2012 Nichols
D652,894 S 1/2012 Nichols
D737,931 S * 9/2015 Schoenherr D23/223
D744,612 S * 12/2015 Peterson D23/223
(Continued)

(72) Inventors: **Jeffrey Ladwig**, Seattle, WA (US);
Adam Weisgerber, Shoreline, WA (US); **Carson Massie**, Seattle, WA (US)

FOREIGN PATENT DOCUMENTS

CN 201940296 U 8/2011
DE 10034818 A1 1/2002
(Continued)

(73) Assignee: **Water Pik, Inc.**, For Collins, CO (US)

Primary Examiner — Robin V Webster
Assistant Examiner — Rachel A Voorhies
(74) *Attorney, Agent, or Firm* — Dorsey & Whitney LLP

(**) Term: **15 Years**

(21) Appl. No.: **29/561,384**

(57) **CLAIM**

We claim the ornamental design for a nozzle for a showerhead, as shown and described.

(22) Filed: **Apr. 15, 2016**

(51) **LOC (10) Cl.** **23-01**

(52) **U.S. Cl.**
USPC **D23/223**

DESCRIPTION

(58) **Field of Classification Search**
USPC D23/213, 223, 226, 229
CPC B05B 1/18; B05B 1/00–1/08; B05B 1/14;
B05B 1/20
See application file for complete search history.

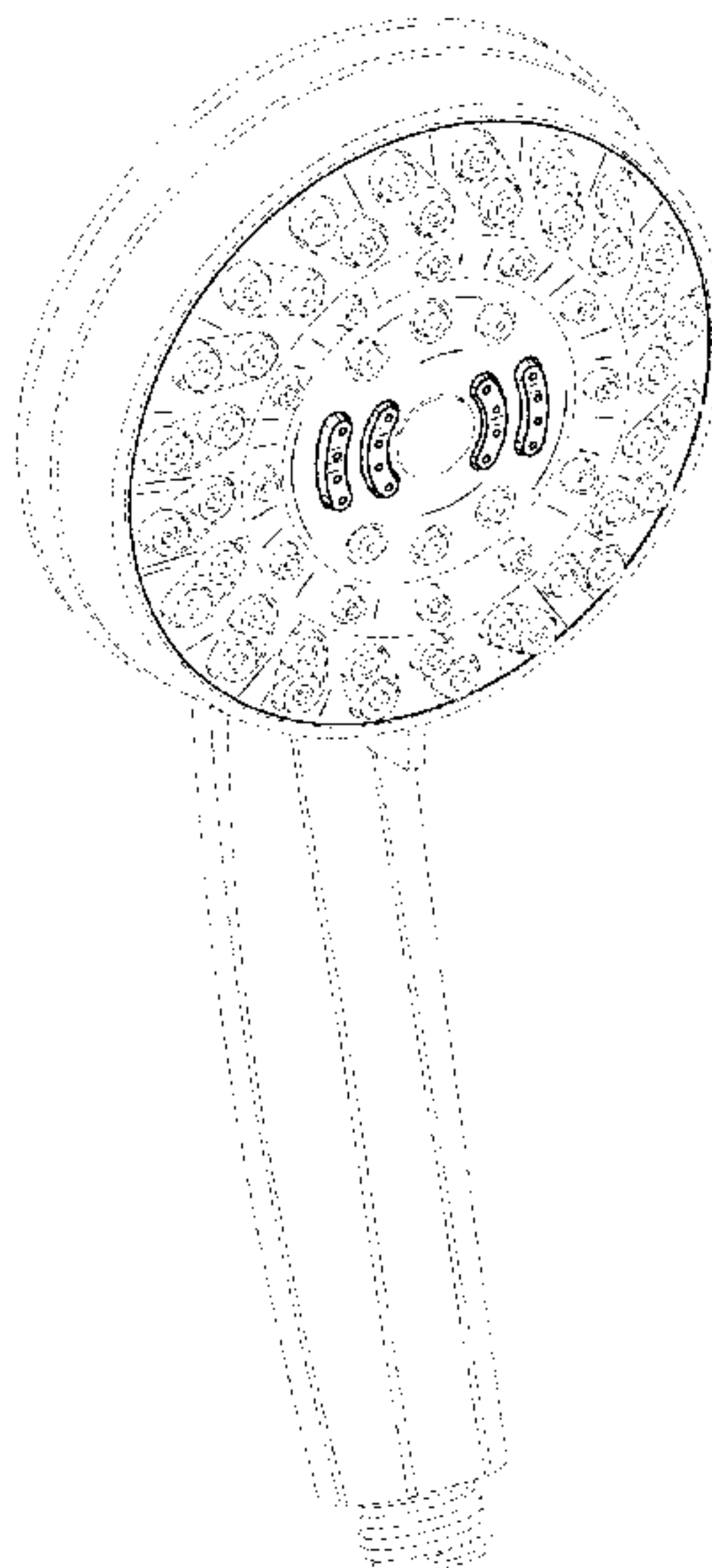
FIG. 1 is a front isometric view of a nozzle arrangement of a showerhead.
FIG. 2 is a rear isometric view of the nozzle arrangement of FIG. 1.
FIG. 3 is a front elevation view of the nozzle arrangement of FIG. 1.
FIG. 4 is a rear elevation view of the nozzle arrangement of FIG. 1.
FIG. 5 is a left side elevation view of the nozzle arrangement of FIG. 1.
FIG. 6 is a right side elevation view of the nozzle arrangement of FIG. 1.
FIG. 7 is a top plan view of the nozzle arrangement of FIG. 1; and,
FIG. 8 is a bottom plan view of the nozzle arrangement of FIG. 1.
The broken line showing of the showerhead illustrates the environment of the claimed design and forms no part thereof.

(56) **References Cited**

U.S. PATENT DOCUMENTS

3,994,443 A 11/1976 Shenker
D268,359 S * 3/1983 Klose D23/229
D317,968 S 7/1991 Tsai
D385,334 S * 10/1997 Caroan D23/229
D444,846 S 7/2001 Cross
D525,341 S * 7/2006 Bossini D23/213
D557,764 S * 12/2007 Schonherr D23/213
D580,012 S * 11/2008 Quinn D23/213
D580,513 S * 11/2008 Quinn D23/223
D606,626 S 12/2009 Zore
D617,419 S * 6/2010 Lee D23/223
D617,873 S * 6/2010 Lee D23/229
D641,830 S 7/2011 Alexander
D652,108 S 1/2012 Eads

1 Claim, 7 Drawing Sheets



(56)

References Cited

U.S. PATENT DOCUMENTS

D755,346 S * 5/2016 Yan D23/223
D778,402 S * 2/2017 Schoenherr D23/223
D778,403 S * 2/2017 Schoenherr D23/223
D778,404 S * 2/2017 Schoenherr D23/223
2014/0367482 A1* 12/2014 Cacka B05B 1/1654
239/11
2015/0211728 A1* 7/2015 Zhadanov B05B 1/185
362/96
2016/0015000 A1 1/2016 Diez

FOREIGN PATENT DOCUMENTS

DE 202008009530 9/2008
DE 202013101201 3/2013
FR 2591099 6/1987
WO WO2008/082699 7/2008

* cited by examiner

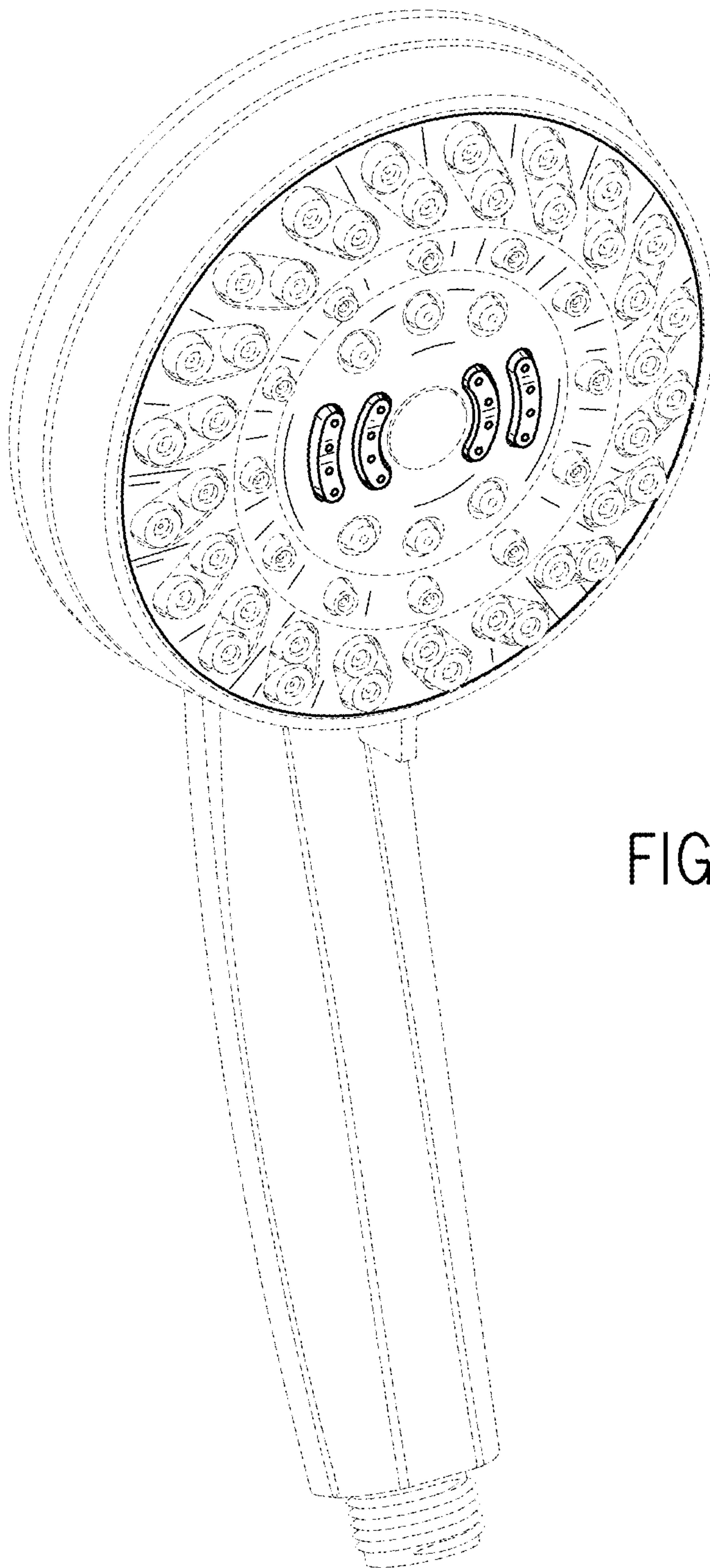


FIG. 1



FIG. 2

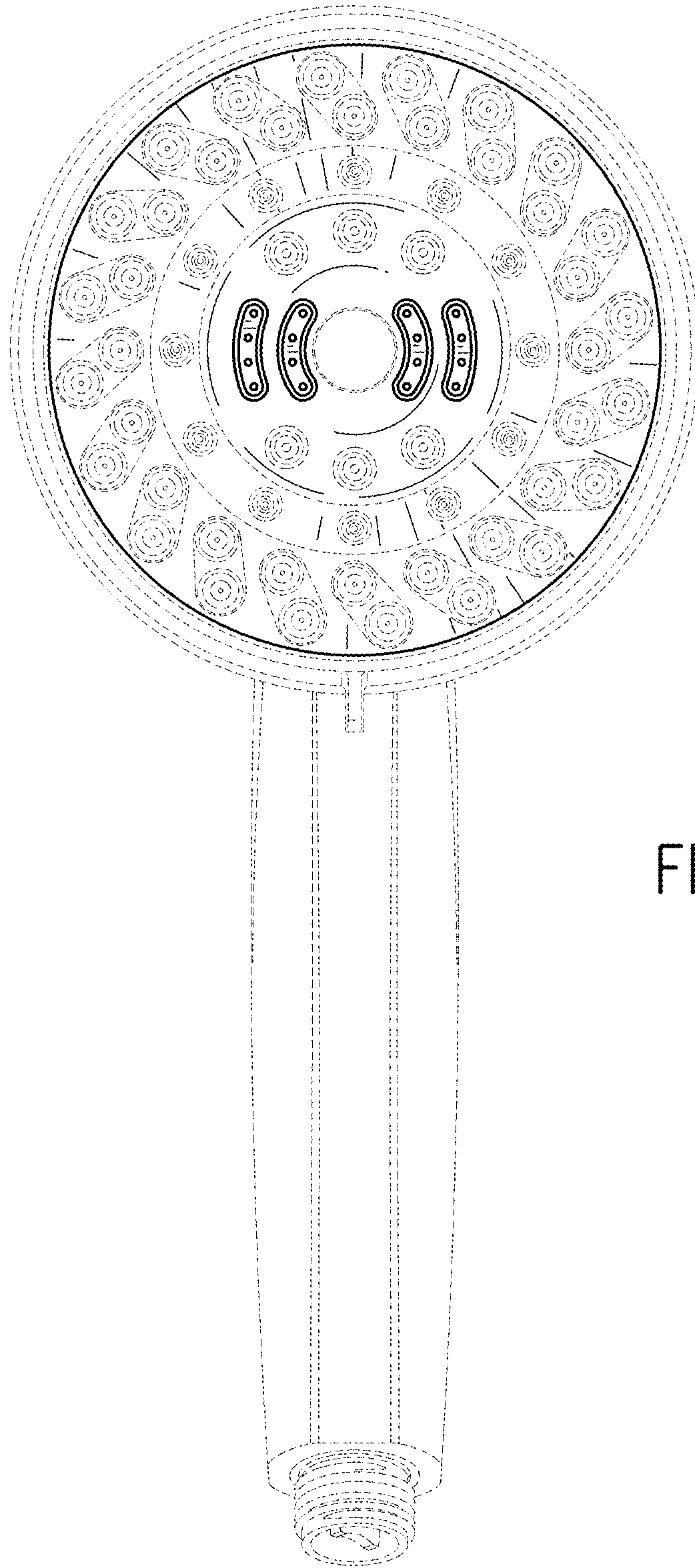


FIG. 3

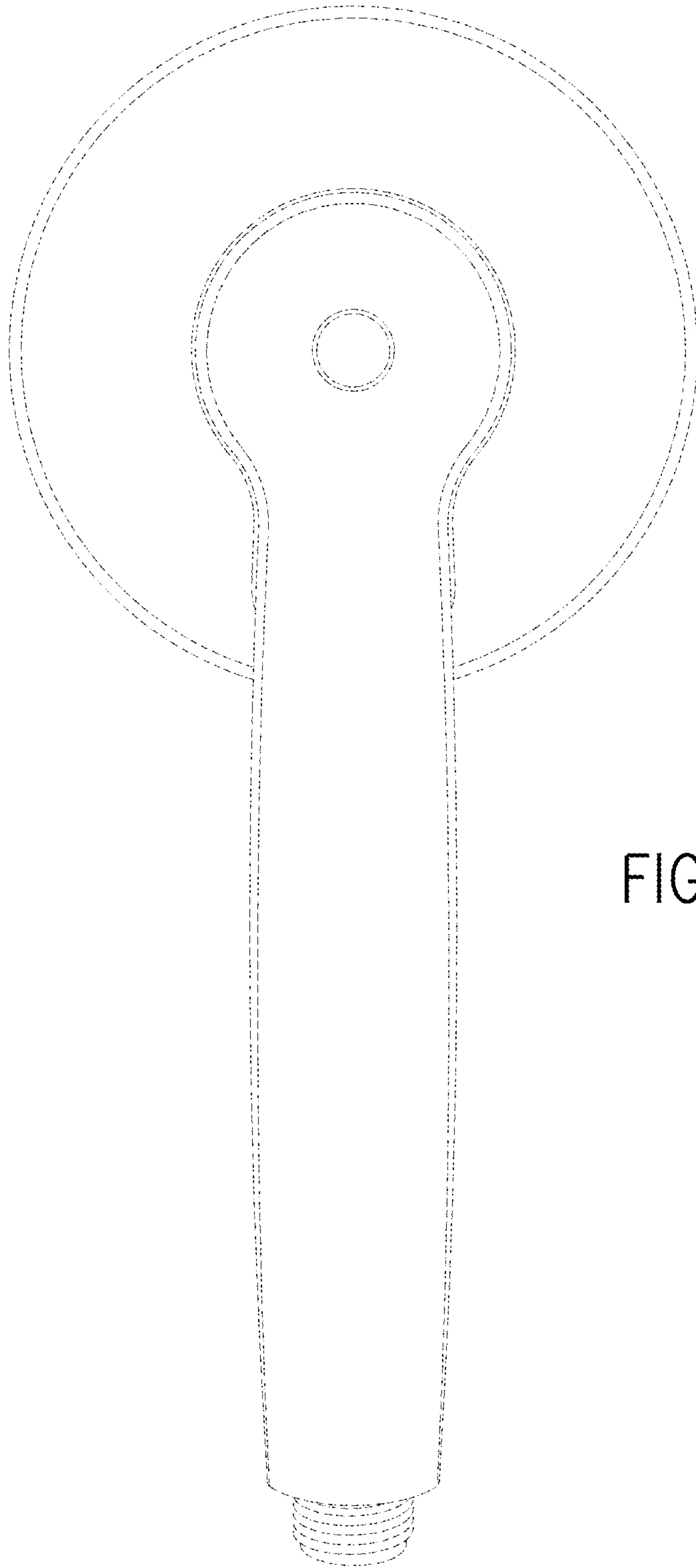


FIG. 4

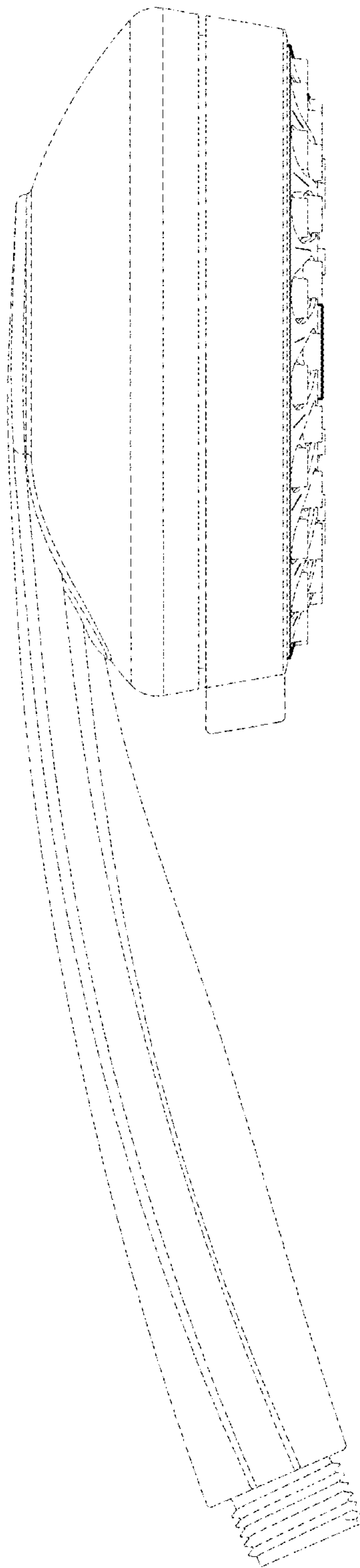


FIG. 5

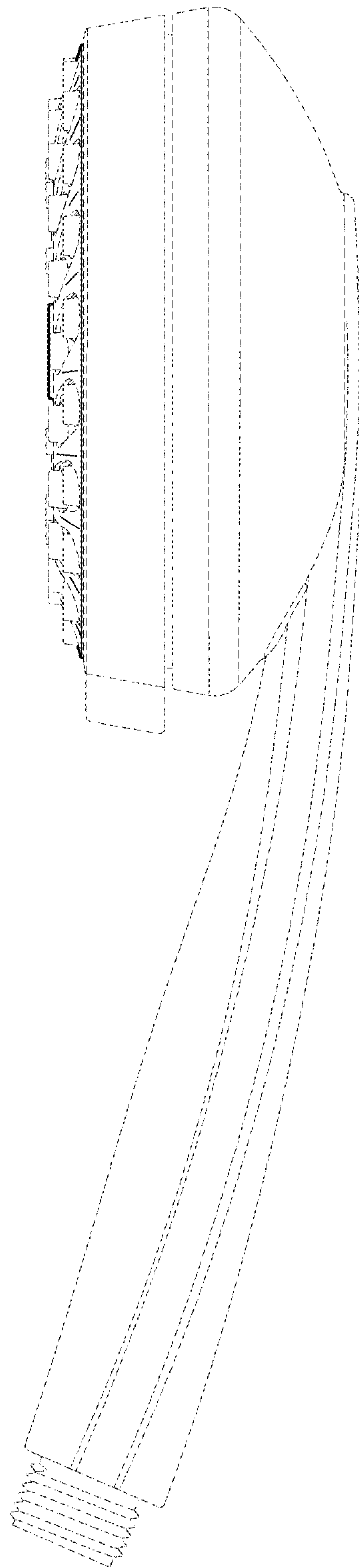


FIG. 6

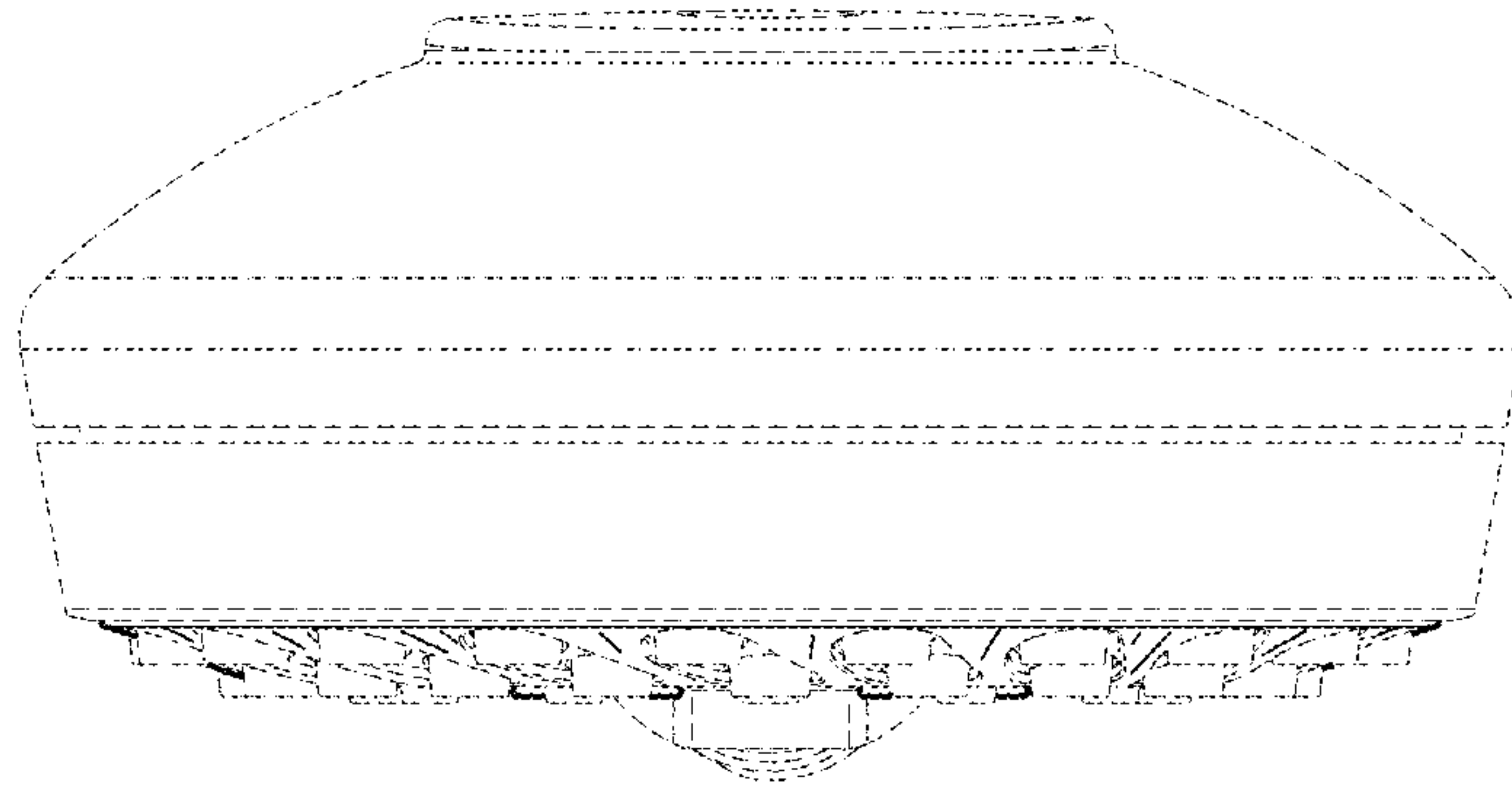


FIG. 7

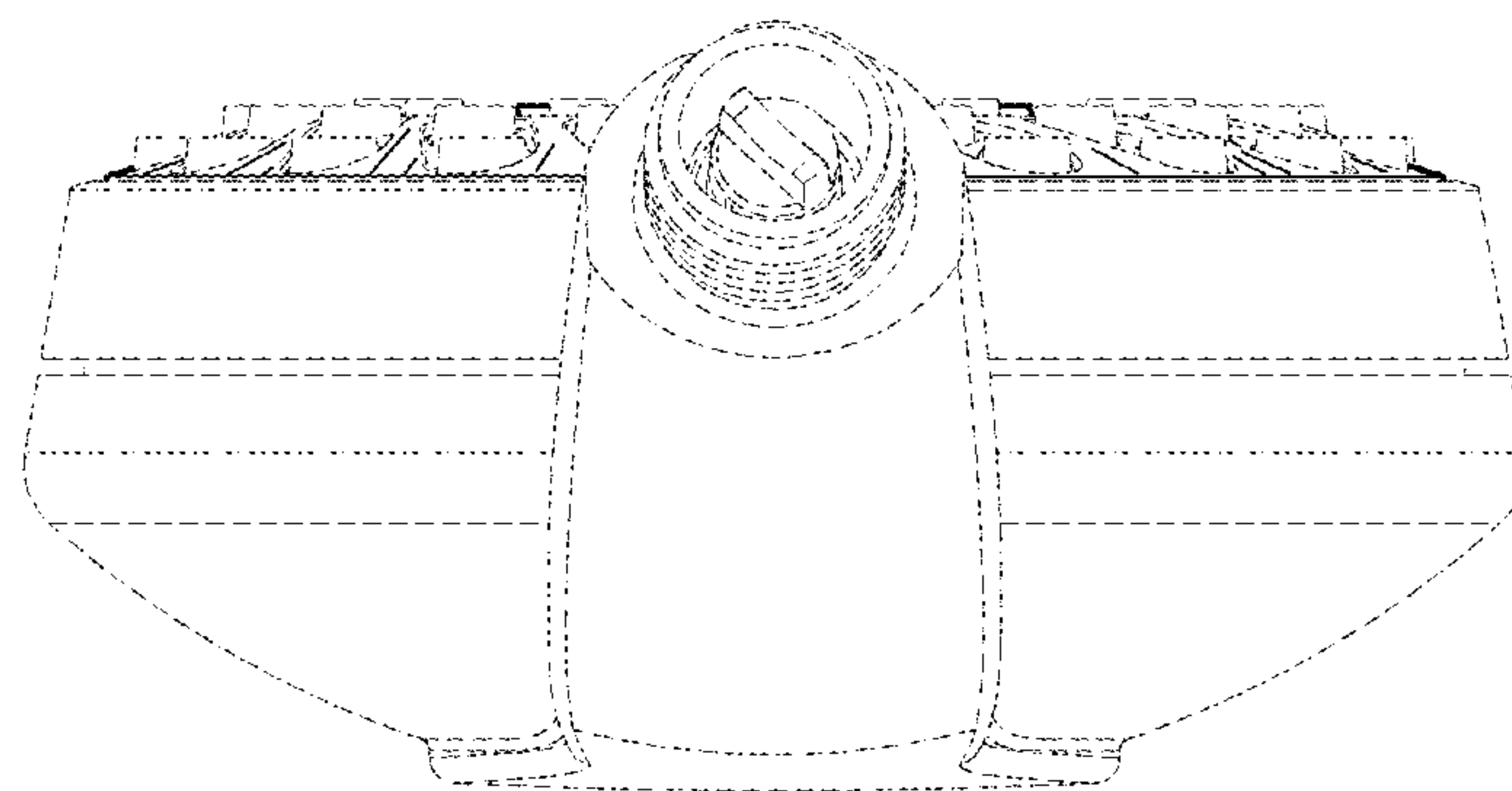


FIG. 8