



US00D803333S

(12) **United States Design Patent**  
**Wells**

(10) **Patent No.:** **US D803,333 S**

(45) **Date of Patent:** **\*\* Nov. 21, 2017**

- (54) **GOLF CLUB**
- (71) Applicant: **Branden E. Wells**, Casper, WY (US)
- (72) Inventor: **Branden E. Wells**, Casper, WY (US)
- (\*\*) Term: **15 Years**
- (21) Appl. No.: **29/576,995**
- (22) Filed: **Sep. 8, 2016**
- (51) **LOC (10) Cl.** ..... **21-02**
- (52) **U.S. Cl.**  
USPC ..... **D21/736; D21/756**
- (58) **Field of Classification Search**  
USPC ..... **D21/733, 736-752, 756, 757**  
CPC ..... **A63B 53/00; A63B 53/04; A63B 53/007;**  
**A63B 53/065; A63B 53/0487; A63B**  
**60/00; A63B 60/46; A63B 53/047; A63B**  
**53/0475; A63B 2053/0479; A63B**  
**2053/0483; A63B 2053/0445; A63B**  
**2053/002; A63B 2053/0433; A63B**  
**2053/0491; A63B 2053/0437; A63B**  
**53/0466; A63B 53/10; A63B 53/12**  
  
See application file for complete search history.

- 5,388,834 A \* 2/1995 Dawson ..... A63B 49/08  
473/211
- D356,135 S \* 3/1995 Slusher ..... D21/756
- 5,547,196 A \* 8/1996 Izett ..... A63B 53/10  
473/226
- 5,551,696 A \* 9/1996 Izett ..... A63B 53/10  
473/219
- 5,558,586 A \* 9/1996 Izett ..... A63B 53/10  
473/251
- 5,868,631 A \* 2/1999 Palonen ..... A63B 53/007  
473/203
- D407,455 S \* 3/1999 Dolce ..... D21/756
- 6,071,199 A \* 6/2000 Suzuki ..... A63B 69/3632  
473/294
- 6,394,911 B1 \* 5/2002 Vaughn ..... A63B 53/14  
473/294
- 6,616,545 B2 \* 9/2003 Lacoste ..... A63B 53/007  
473/248
- 6,863,618 B2 3/2005 Perry
- D557,760 S \* 12/2007 Higgins ..... D21/791

(Continued)

*Primary Examiner* — Mitchell I. Siegel  
(74) *Attorney, Agent, or Firm* — Craig R. Miles; CR Miles P.C.

(57) **CLAIM**

I claim the ornamental design for a golf club, as shown and described.

**DESCRIPTION**

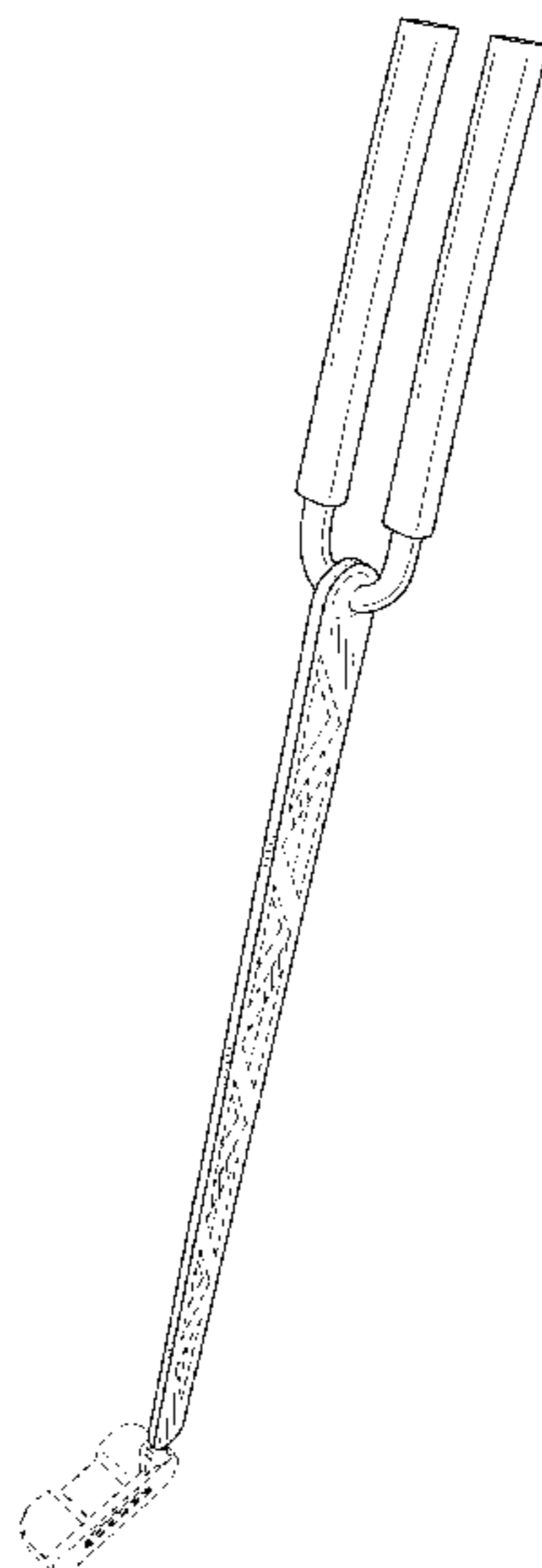
FIG. 1 is a top and right side perspective view of a golf club, embodying my new design;  
FIG. 2 is a front view thereof;  
FIG. 3 is a back view thereof;  
FIG. 4 is a right view thereof;  
FIG. 5 is a left view thereof;  
FIG. 6 is a top view thereof; and,  
FIG. 7 is a bottom view thereof.  
The broken line showing is included for the purpose of illustrating and forms no part of the claimed design.

**1 Claim, 5 Drawing Sheets**

(56) **References Cited**

**U.S. PATENT DOCUMENTS**

- 1,919,221 A \* 7/1933 Janes ..... A63B 53/14  
473/294
- D290,486 S \* 6/1987 Reynolds ..... D21/726
- 4,754,978 A \* 7/1988 Dworacek ..... A63B 53/14  
473/204
- 4,932,659 A 6/1990 Freeberg
- 5,037,103 A \* 8/1991 Williams ..... A63B 53/007  
473/294
- 5,209,475 A \* 5/1993 Loman ..... A63B 53/007  
473/294
- 5,308,073 A \* 5/1994 McKoon ..... A63B 53/007  
473/294
- D349,546 S \* 8/1994 MacDougall ..... D21/756



(56)

**References Cited**

U.S. PATENT DOCUMENTS

7,544,135 B1 \* 6/2009 Higgins ..... A63B 69/3676  
473/219  
7,658,683 B1 \* 2/2010 Daniel ..... A63B 53/007  
473/294  
D626,613 S \* 11/2010 Ru ..... D21/756  
2011/0077099 A1 3/2011 DeZalia

\* cited by examiner

FIG. 1

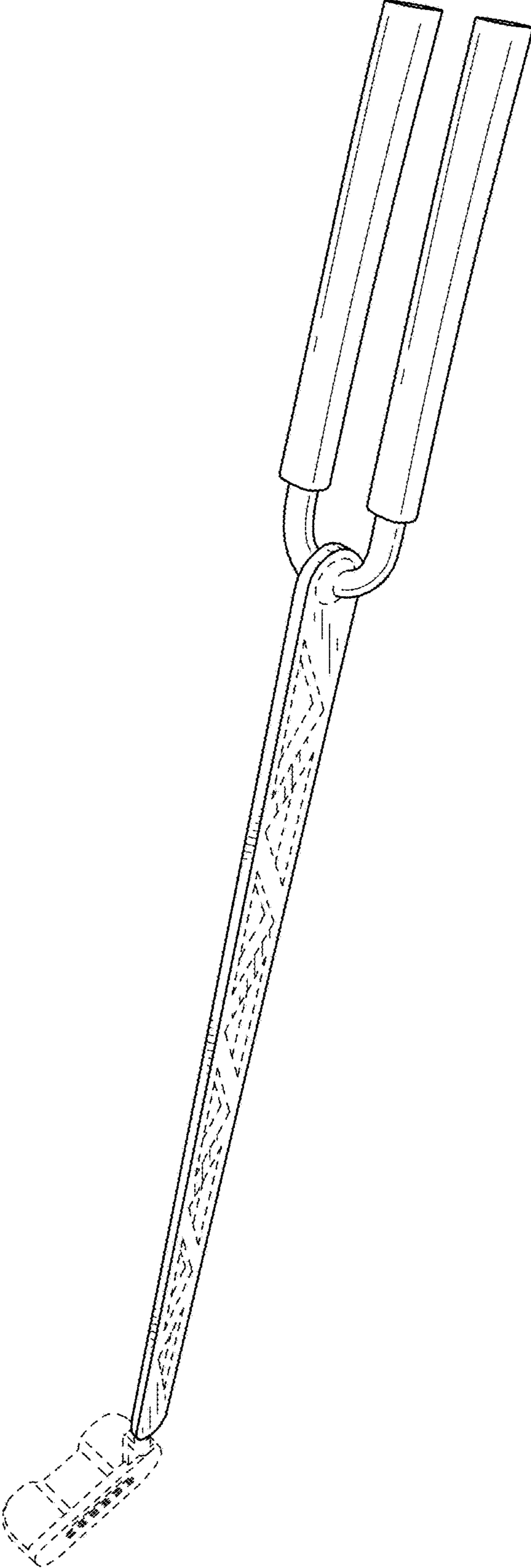


FIG. 2

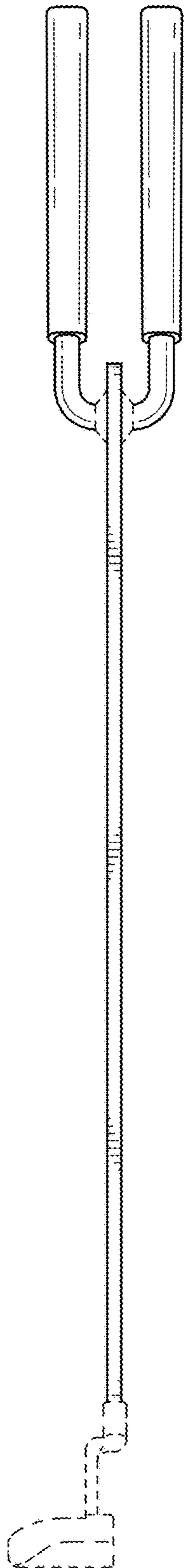


FIG. 3

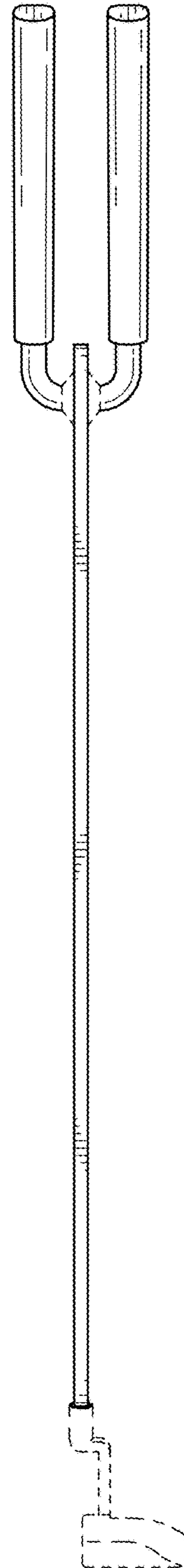


FIG. 4

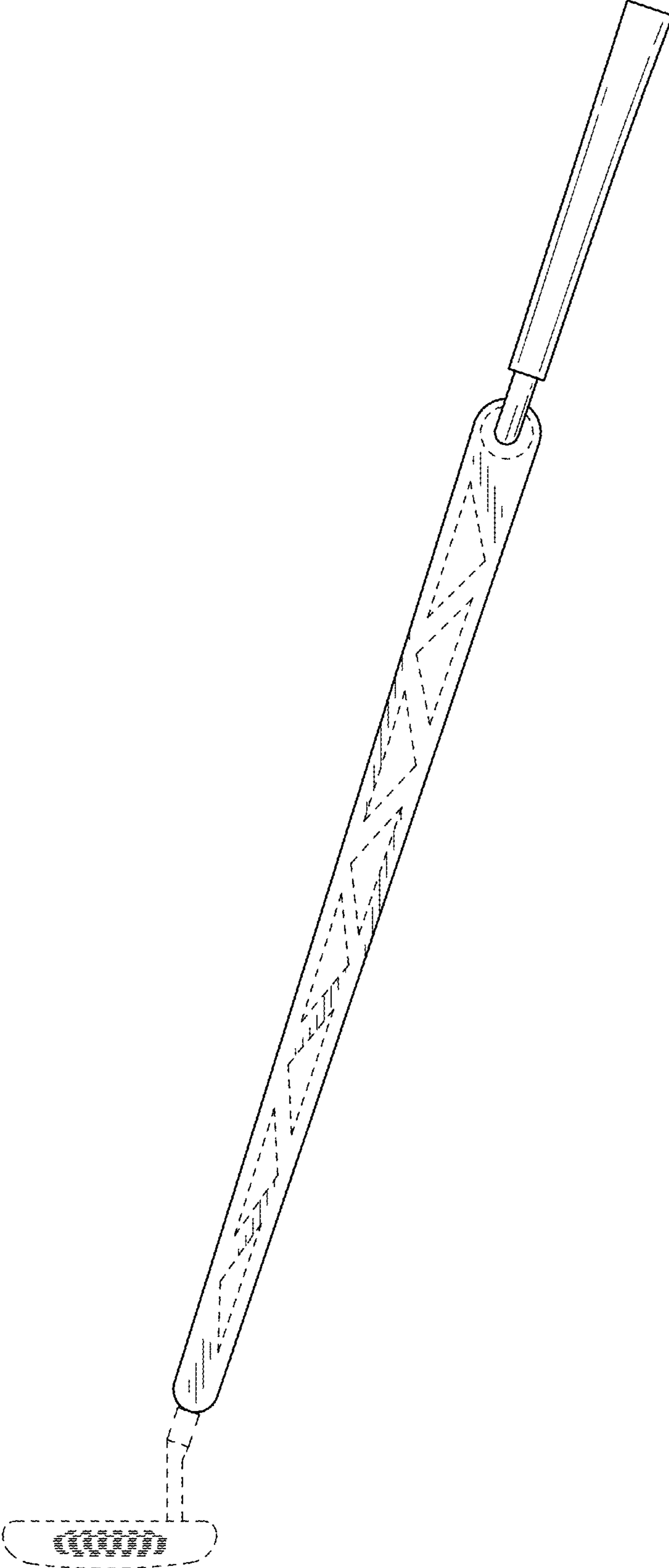


FIG. 5

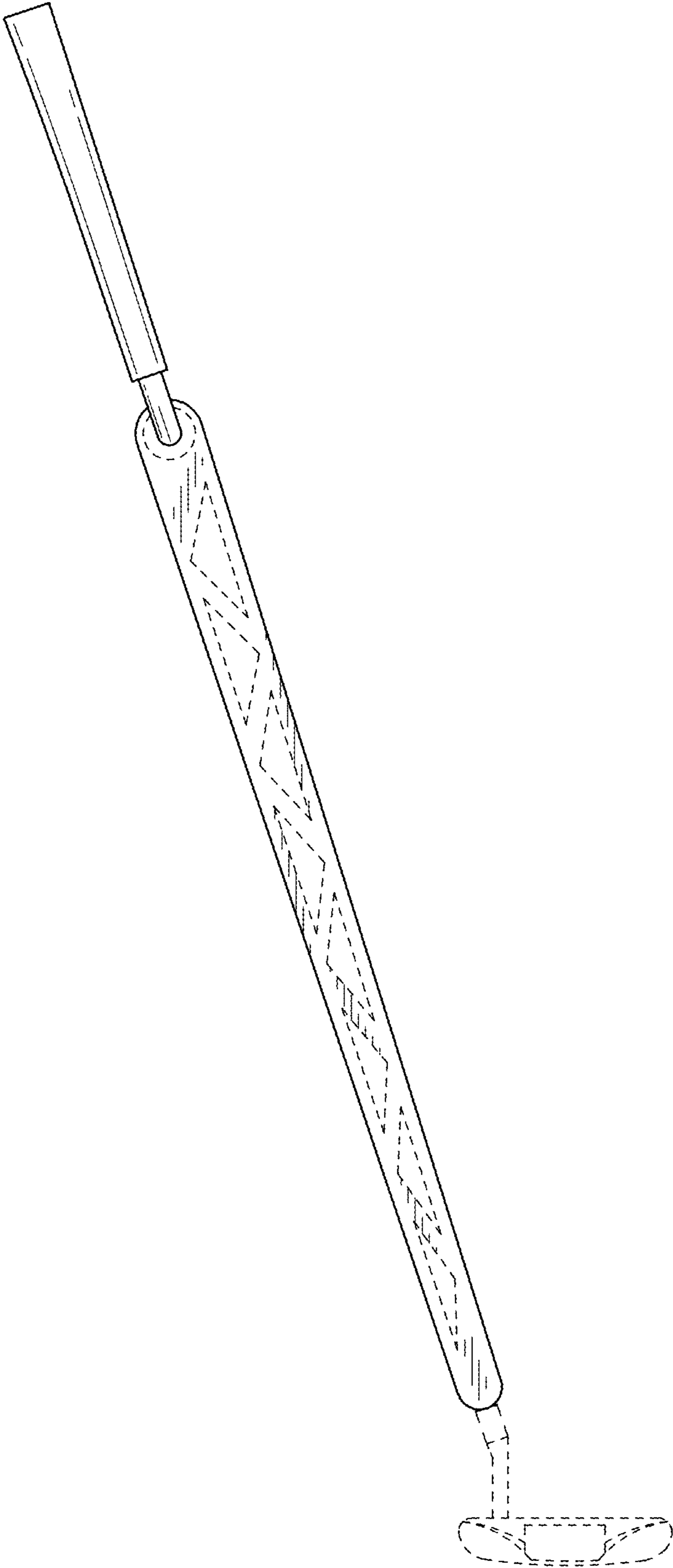


FIG. 6

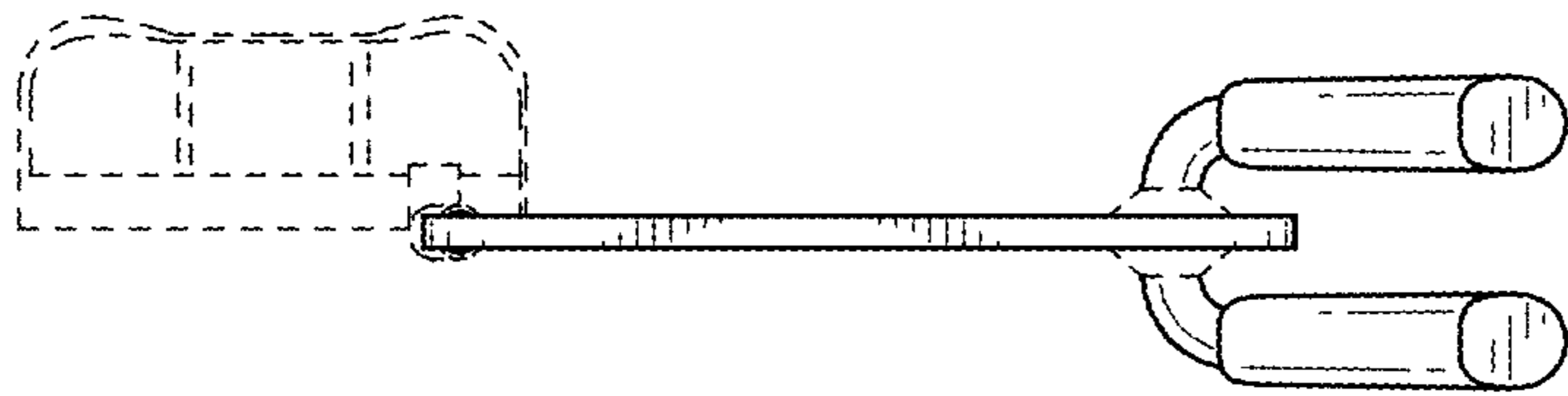


FIG. 7

