



US00D803318S

(12) **United States Design Patent** (10) **Patent No.:** **US D803,318 S**
Ennis et al. (45) **Date of Patent:** **** *Nov. 21, 2017**

- (54) **BARCODED BLOODBAND WITH ADJACENT LABELS**
- (71) Applicant: **Precision Dynamics Corporation**,
Valencia, CA (US)
- (72) Inventors: **Ron Ennis**, Los Angeles, CA (US);
Kim Canchola, Canyon Country, CA (US);
Shane Taghavi, Valencia, CA (US)
- (73) Assignee: **Precision Dynamics Corporation**,
Valencia, CA (US)
- (*) Notice: This patent is subject to a terminal disclaimer.
- (**) Term: **14 Years**
- (21) Appl. No.: **29/496,481**
- (22) Filed: **Jul. 14, 2014**
- (51) **LOC (10) Cl.** **19-08**
- (52) **U.S. Cl.**
USPC **D20/22**
- (58) **Field of Classification Search**
USPC D20/10, 11, 19, 22-28, 40, 99; D11/3, 5;
D19/1, 2, 4, 9, 10
CPC G09F 1/00; G09F 1/02; G09F 1/06; G09F
1/10; G09F 1/12; G09F 3/00; G09F 3/02;
G09F 3/04; G09F 3/08; G09F 3/14; G09F
3/16; G09F 3/20; G09F 3/203; G09F
3/207; G09F 3/0288; G09F 3/0289; G09F
3/0298; G09F 2003/0208; G09F
2003/0264; G09F 2003/0266; G09F
2003/0272; G09F 2003/0273; G09F
2003/0285
See application file for complete search history.

(56) **References Cited**
U.S. PATENT DOCUMENTS

2,641,074 A 6/1953 Richard
3,106,028 A 10/1963 Baumgartner

3,656,247 A	4/1972	Bushnell et al.
3,965,589 A	6/1976	McDermott
4,226,036 A	10/1980	Krug
4,233,715 A	11/1980	McDermott
4,612,718 A	9/1986	Golub et al.
5,581,924 A	12/1996	Peterson
D519,871 S *	5/2006	Curtis D11/3
7,119,690 B2 *	10/2006	Lerch G06K 19/07381 340/568.2
7,204,425 B2 *	4/2007	Mosher, Jr. A61B 5/117 235/375
RE41,822 E *	10/2010	Henley D20/19
8,028,450 B2	10/2011	Landsman et al.
D653,148 S *	1/2012	Bekker D11/3
8,099,889 B2	1/2012	Landsman et al.
8,117,777 B2	2/2012	Chadwick
8,296,982 B2	10/2012	Bekker
8,319,601 B2	11/2012	Gelman et al.
8,490,307 B2	7/2013	Landsman et al.
D703,755 S *	4/2014	Joseph D11/3
D703,756 S *	4/2014	Ennis D11/3
2001/0015553 A1	8/2001	Herreros Rodriguez et al.

(Continued)

Primary Examiner — Mary Ann Calabrese

(57) **CLAIM**

The ornamental design for a barcoded bloodband with adjacent labels, substantially as shown and described.

DESCRIPTION

FIG. 1 is a top, front, and left side perspective view of a bloodband with adjacent labels, as shown and described shown with one of the labels partially removed.

FIG. 2 is a top plan view thereof;

FIG. 3 is a bottom plan view thereof;

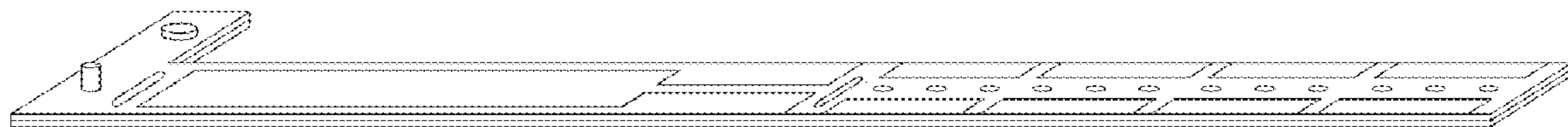
FIG. 4 is a rear elevational view thereof;

FIG. 5 is a front elevational view thereof;

FIG. 6 is an enlarged side elevational view thereof; and,

FIG. 7 is an opposite side elevational view thereof.

1 Claim, 2 Drawing Sheets



(56)

References Cited

U.S. PATENT DOCUMENTS

2005/0091896 A1 5/2005 Kotik et al.
2005/0184508 A1 8/2005 Verden et al.
2006/0202829 A1* 9/2006 Girvin G06K 19/07381
340/572.3
2006/0230661 A1* 10/2006 Bekker G09F 3/005
40/633
2007/0120358 A1 5/2007 Waggoner et al.
2012/0023796 A1 2/2012 Waltersdorf
2012/0036753 A1* 2/2012 Landsman A44C 5/0015
40/633
2012/0062368 A1 3/2012 Graells Ferrandez et al.
2012/0180351 A1 7/2012 Kalyankar et al.
2012/0313364 A1* 12/2012 Tessitore G09F 3/005
283/70

* cited by examiner



FIG. 1

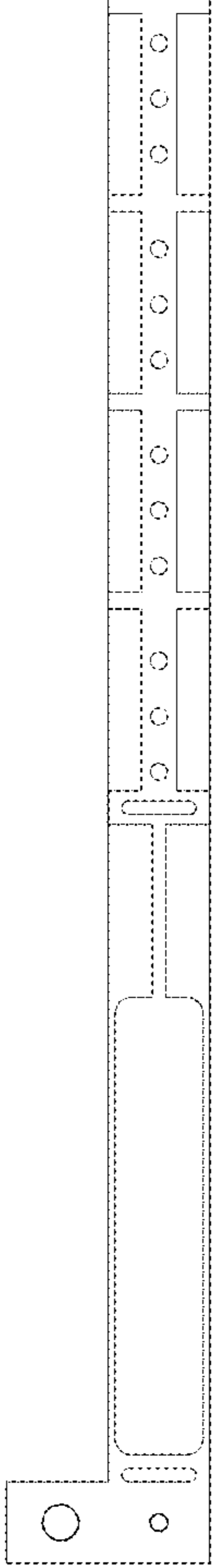


FIG. 2

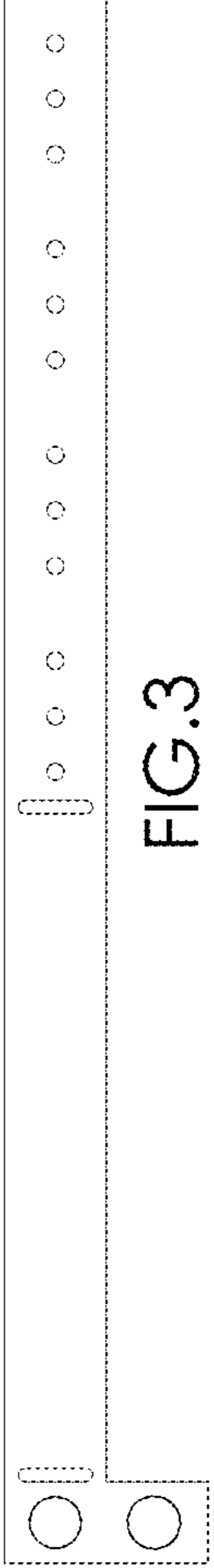


FIG. 3




FIG. 4



FIG. 5

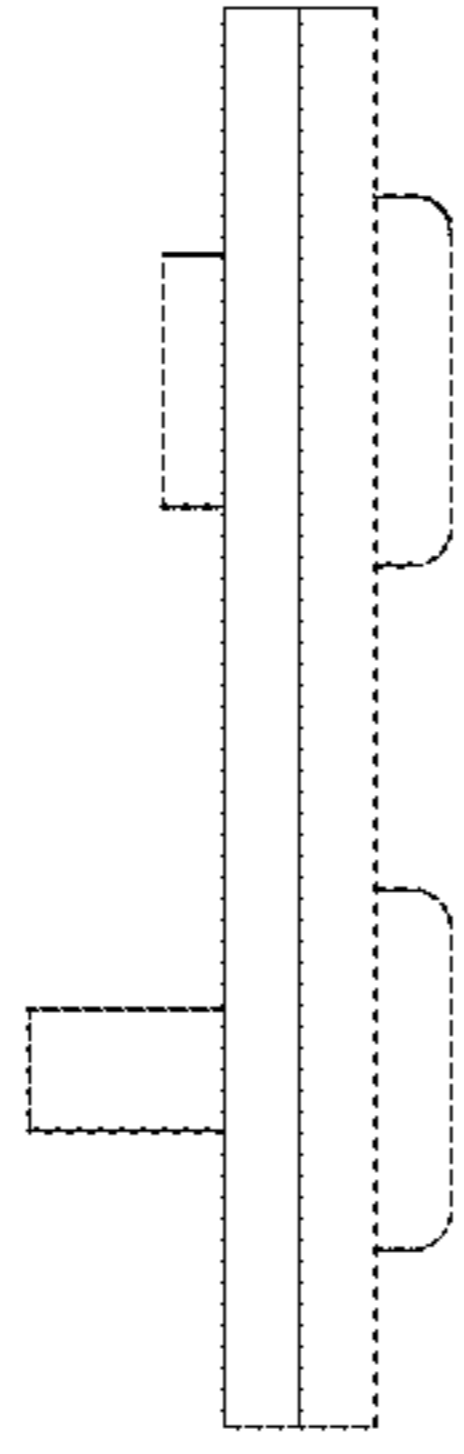


FIG. 7

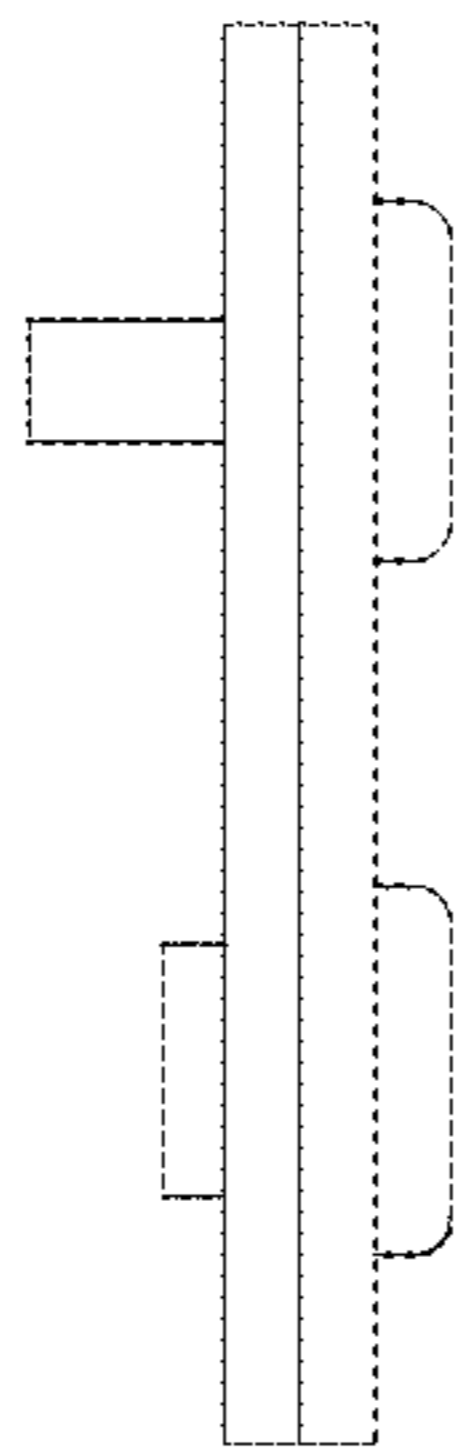


FIG. 6