

US00D803316S

(12) **United States Design Patent**
Theobald, III

(10) **Patent No.:** **US D803,316 S**

(45) **Date of Patent:** **** Nov. 21, 2017**

(54) **BANNER SIGN**

(71) Applicant: **C. J. Theobald, III**, Louisville, KY
(US)

(72) Inventor: **C. J. Theobald, III**, Louisville, KY
(US)

(**) Term: **15 Years**

(21) Appl. No.: **29/569,635**

(22) Filed: **Jun. 29, 2016**

(51) **LOC (10) Cl.** **20-03**

(52) **U.S. Cl.**
USPC **D20/10**

(58) **Field of Classification Search**
USPC D20/10, 20, 27, 28, 39, 40, 41, 99;
D21/477; D10/46, 49, 50, 98, 103, 102,
D10/122-127; D12/192; D14/126, 131,
D14/157, 443, 210, 224.1, 258, 315;
D15/110, 114, 415
CPC G09F 1/00; G09F 1/02; G09F 2003/023;
G09F 2003/0261; G09F 2003/0264; G09F
7/00; G09F 3/206; G09F 13/00; G09F
2007/1807; G09F 13/04; G09F
2013/0427; G09F 2013/0495; G09F
21/00; G09F 21/04; G09F 2021/041;
G09F 2007/1886; G09D 3/00; B60R
21/045; B60R 21/205; B60R 11/02; B60R
7/04; B60R 7/08; B60K 35/00; B60H
3/06

See application file for complete search history.

(56) **References Cited**

U.S. PATENT DOCUMENTS

D261,012 S * 9/1981 White D20/10
D327,096 S * 6/1992 Hobbs D20/10

D348,906 S * 7/1994 Hubble D20/41
D367,078 S * 2/1996 Oakley D20/41
D376,821 S * 12/1996 Hathaway D20/41
D433,713 S * 11/2000 Olivetti D20/10
D443,308 S * 6/2001 Kovel D20/10
D450,775 S * 11/2001 Albrecht D20/10
D450,776 S * 11/2001 Albrecht D20/10
D505,456 S * 5/2005 Green D20/40
D509,543 S * 9/2005 Hillstrom D20/41
D546,395 S * 7/2007 Pederson D20/41
7,730,653 B2 * 6/2010 Zazworsky, Jr. G09F 15/00
206/555
D786,978 S * 5/2017 Hemphill D20/22

* cited by examiner

Primary Examiner — Mary Ann Calabrese

Assistant Examiner — Sloan Rozin

(74) *Attorney, Agent, or Firm* — Duncan Galloway Egan
Greenwald, PLLC; Theresa Camoriano

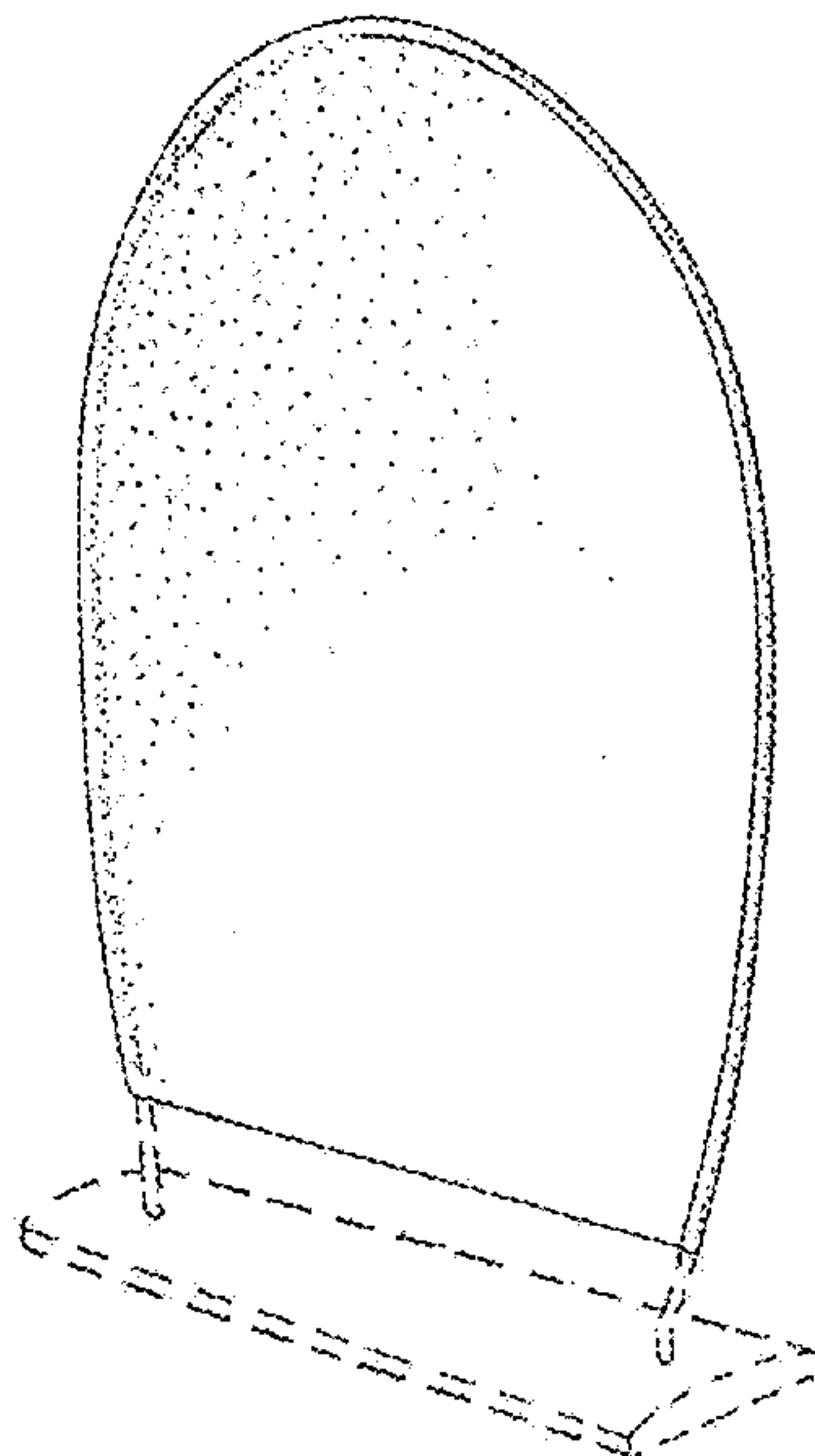
(57) **CLAIM**

The ornamental design for a banner sign, as shown and described.

DESCRIPTION

FIG. 1 is a perspective view of a banner sign showing my design;
FIG. 2 is a front view thereof, which is the same as the rear view thereof;
FIG. 3 is a top view thereof;
FIG. 4 is a bottom view thereof; and,
FIG. 5 is a left side view thereof, which is the same as the right side view thereof.
The broken lines in FIGS. 1-3 and 5 form no part of the claimed design but show an environment in which the design may be used.

1 Claim, 2 Drawing Sheets



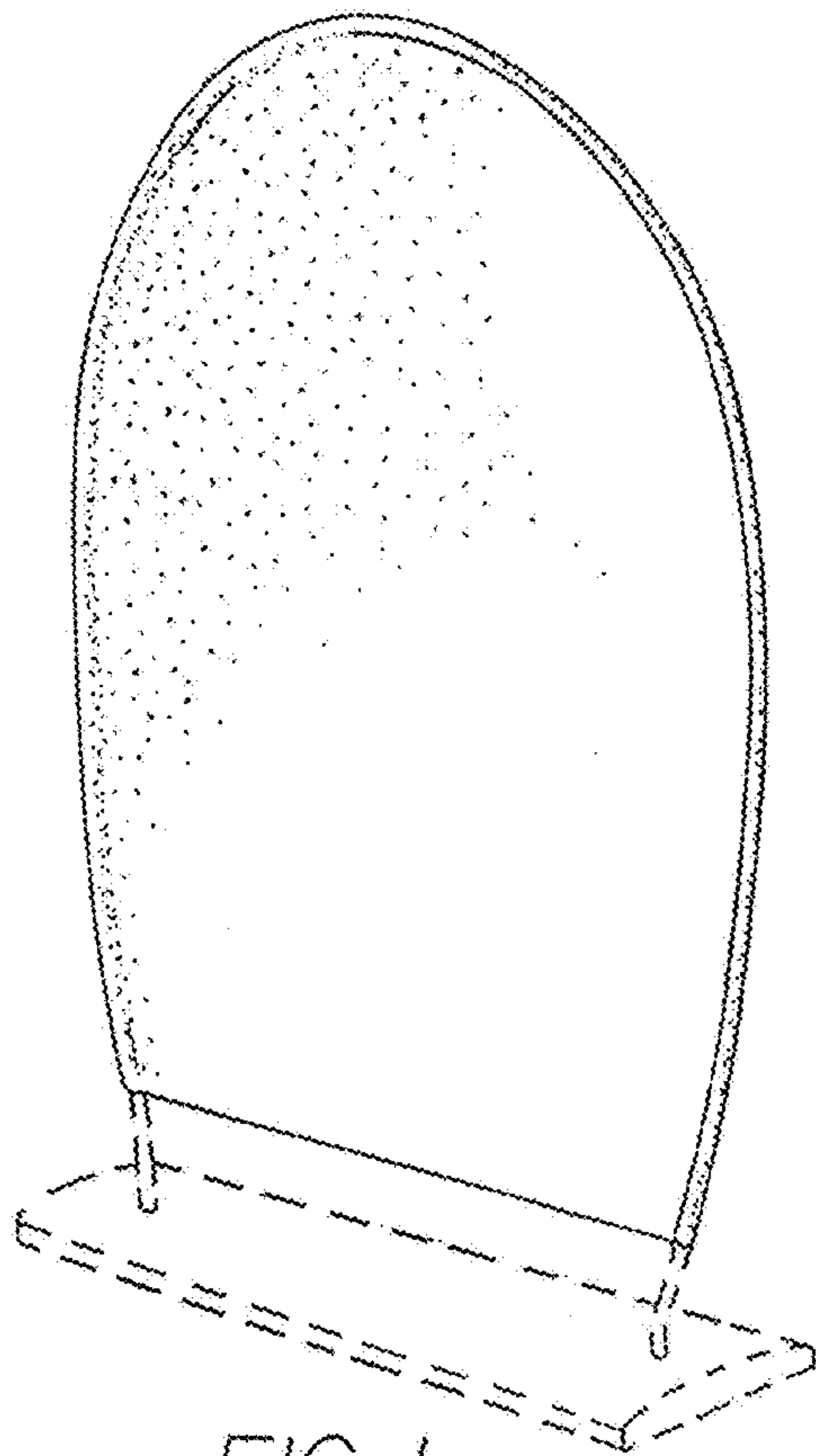


FIG. 1




FIG. 3

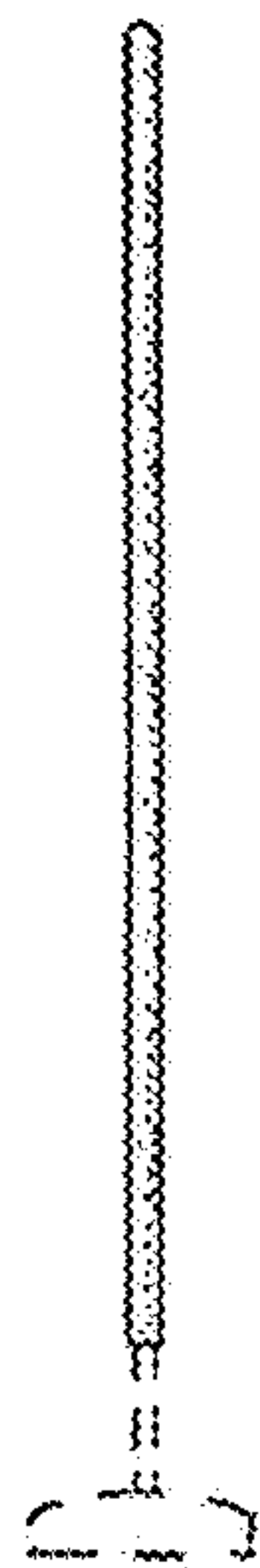


FIG. 5

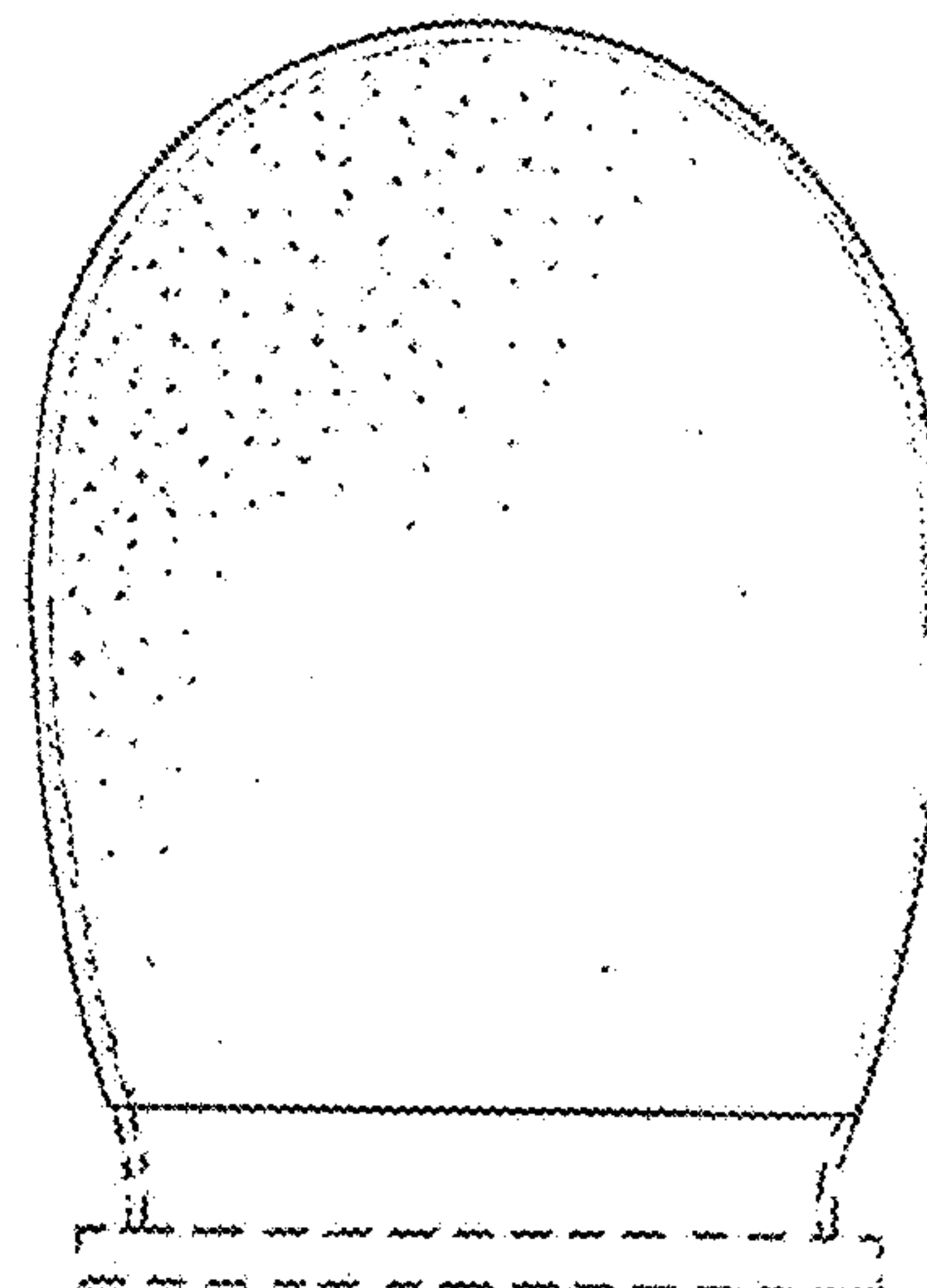


FIG. 2




FIG. 4