



US00D803312S

(12) **United States Design Patent** (10) **Patent No.:** **US D803,312 S**
Talbot et al. (45) **Date of Patent:** **** Nov. 21, 2017**

(54) **PIÑATA GREETING CARD**

(71) Applicant: **American Greetings Corporation**,
Cleveland, OH (US)

(72) Inventors: **Johnathan Talbot**, Bay Village, OH
(US); **Kelle Schwab**, Lakewood, OH
(US)

(73) Assignee: **American Greetings Corporation**,
Cleveland, OH (US)

(**) Term: **15 Years**

(21) Appl. No.: **29/579,921**

(22) Filed: **Oct. 4, 2016**

(51) **LOC (10) Cl.** **19-01**

(52) **U.S. Cl.**
USPC **D19/4**

(58) **Field of Classification Search**
USPC D19/1-8, 82, 100; 40/124.01-124.15,
40/582, 540, 443, 442, 902, 672, 617,
40/599, 331, 359, 360, 625, 717, 455,
40/124.191; 446/147; 362/806, 808;
428/42.1, 203-204, 913.3; 283/2-4,
283/74-75, 91, 103, 105-106; D20/10,
D20/22, 42, 27, 40; 229/92, 92.1, 92.8,
229/116.1, 116.3, 116.5; D11/131, 117;
D21/660, 606-608
CPC B42D 25/00; B42D 25/20; B42D 25/23;
B42D 25/26; B42D 25/29; B42D 25/30;
B42D 25/285; B42D 15/022; B42D
15/027; B42D 15/045; B42D 15/042;
B42D 2033/00; B42D 2033/02; B42D
2033/04; B42D 2033/08; B42D 2033/10;
B42D 2033/16; B42D 2033/18; B42D
2033/20; B42D 2033/22; B42D 2033/28;
B42D 2033/30

See application file for complete search history.

(56) **References Cited**

U.S. PATENT DOCUMENTS

2,012,545 A *	8/1935	Pickering	A47B 65/00 211/42
D443,297 S *	6/2001	Lester, Jr.	D19/7
D684,211 S *	6/2013	Roth	D19/2
D765,169 S *	8/2016	Deckerd	D19/7
D766,365 S *	9/2016	Begin	D19/6

* cited by examiner

Primary Examiner — Abraham Bahta
(74) *Attorney, Agent, or Firm* — Christine Flanagan

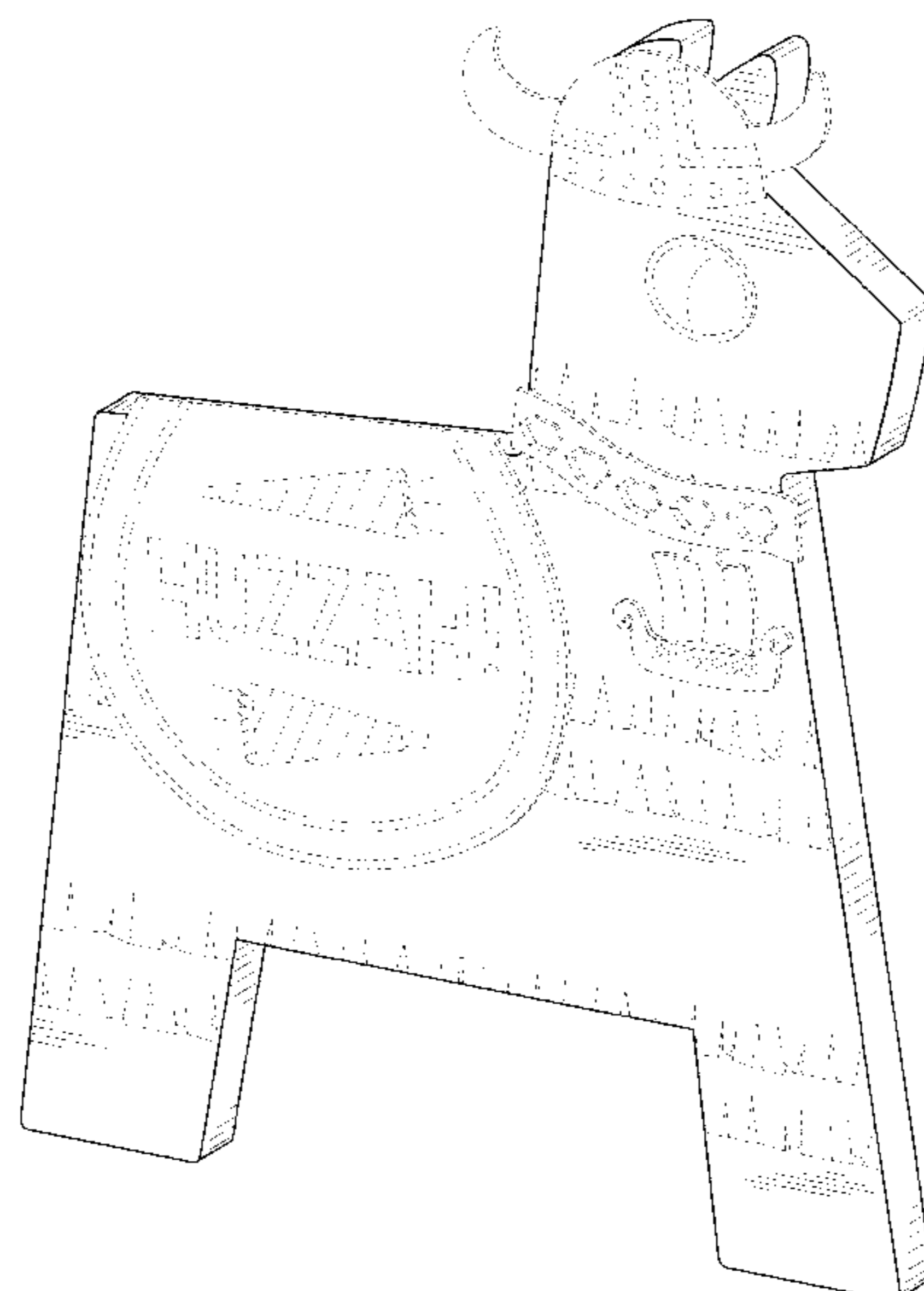
(57) **CLAIM**

The ornamental design for a piñata greeting card, as shown and described.

DESCRIPTION

FIG. 1 is a perspective view of the piñata greeting card, showing our new design;
FIG. 2 is a rear perspective view of the piñata greeting card of FIG. 1.
FIG. 3 is a front view of the piñata greeting card of FIG. 1.
FIG. 4 is a rear view of the piñata greeting card of FIG. 1.
FIG. 5 is a left side view of the piñata greeting card of FIG. 1.
FIG. 6 is a right side view of the piñata greeting card of FIG. 1.
FIG. 7 is a top down view of the piñata greeting card of FIG. 1; and,
FIG. 8 is a bottom up view of the piñata greeting card of FIG. 1.
The broken line showing of portions of the piñata greeting card is included for the purpose of illustrating environmental structure and forms no part of the claimed design.

1 Claim, 6 Drawing Sheets



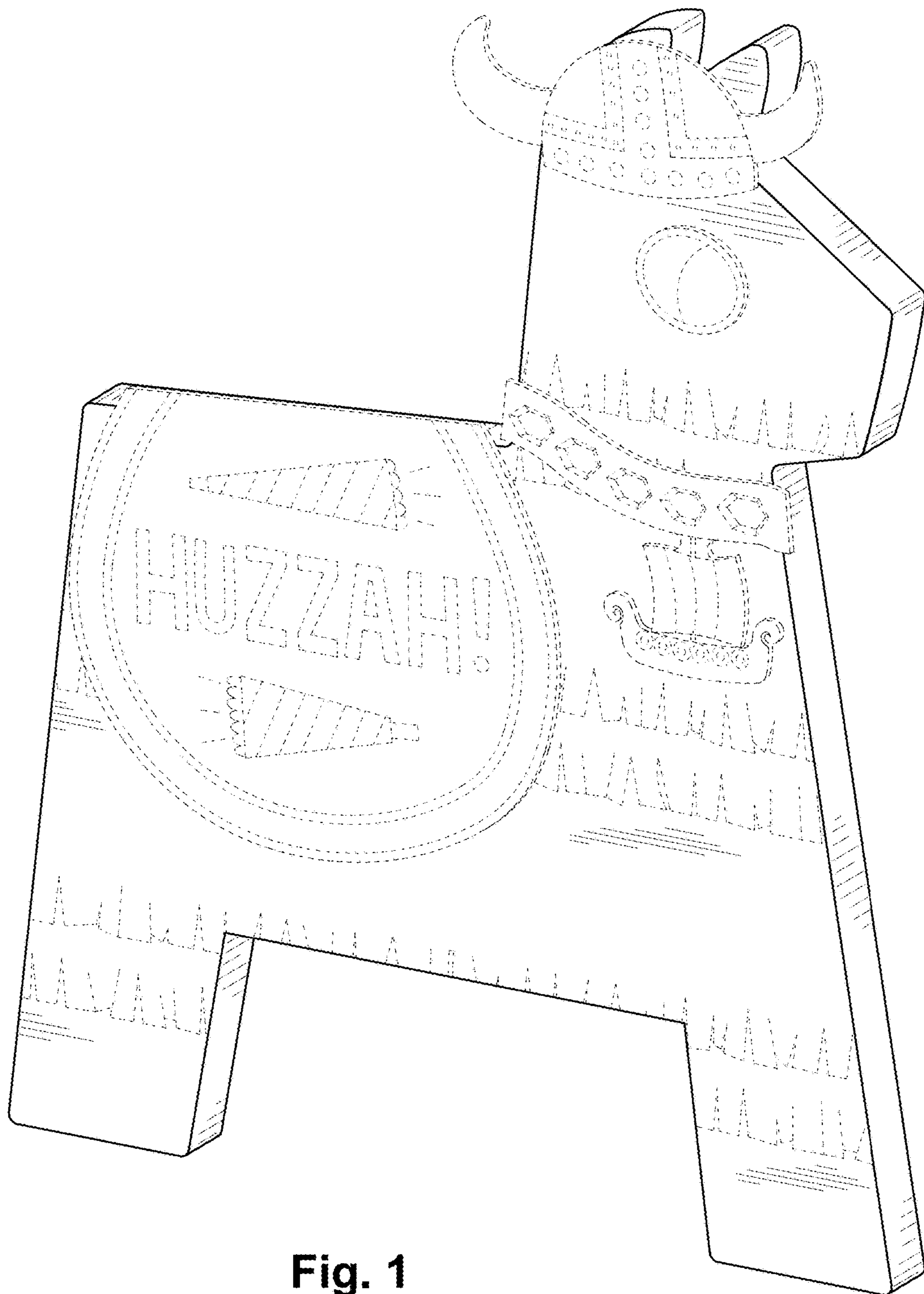


Fig. 1




Fig. 2

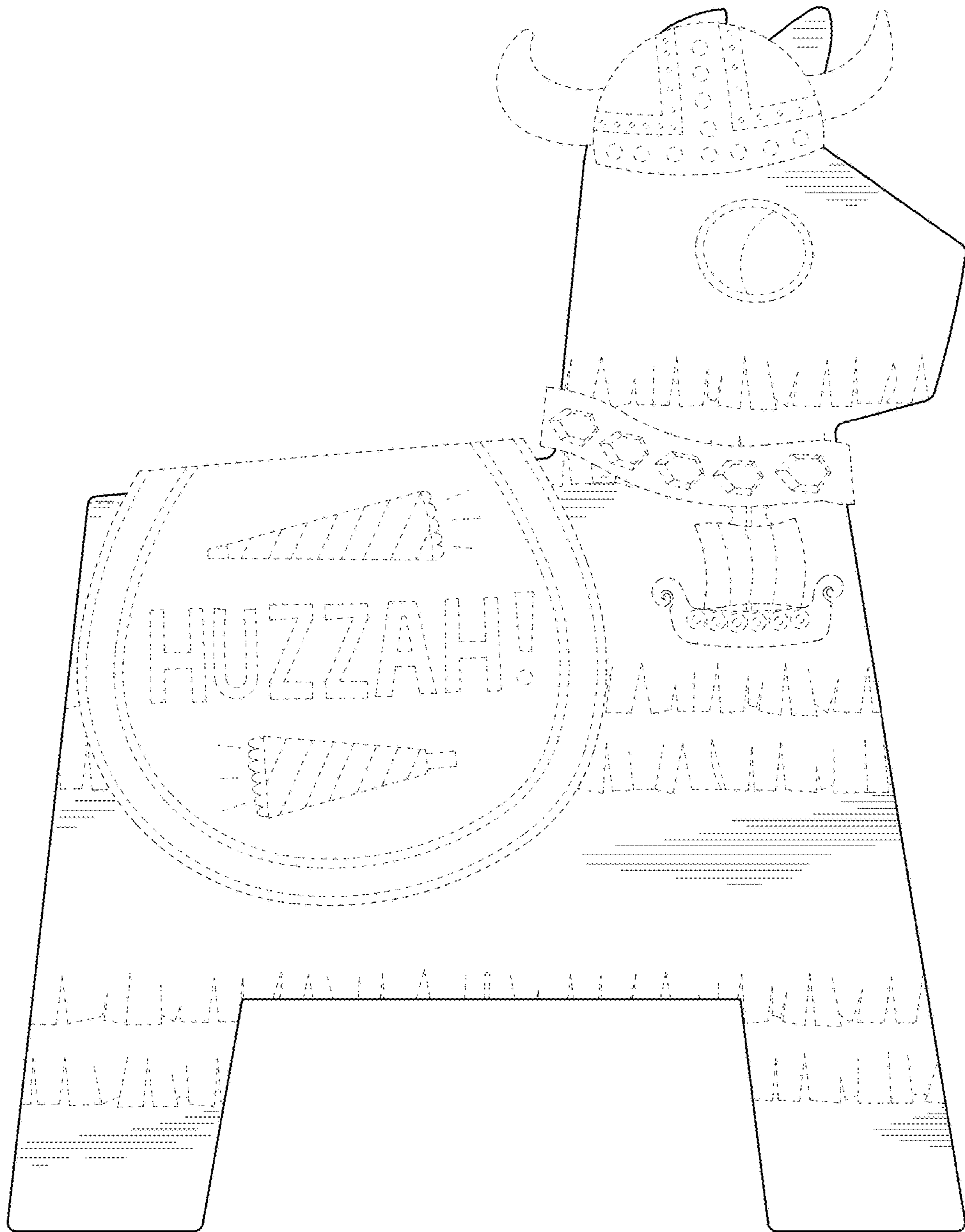


Fig. 3

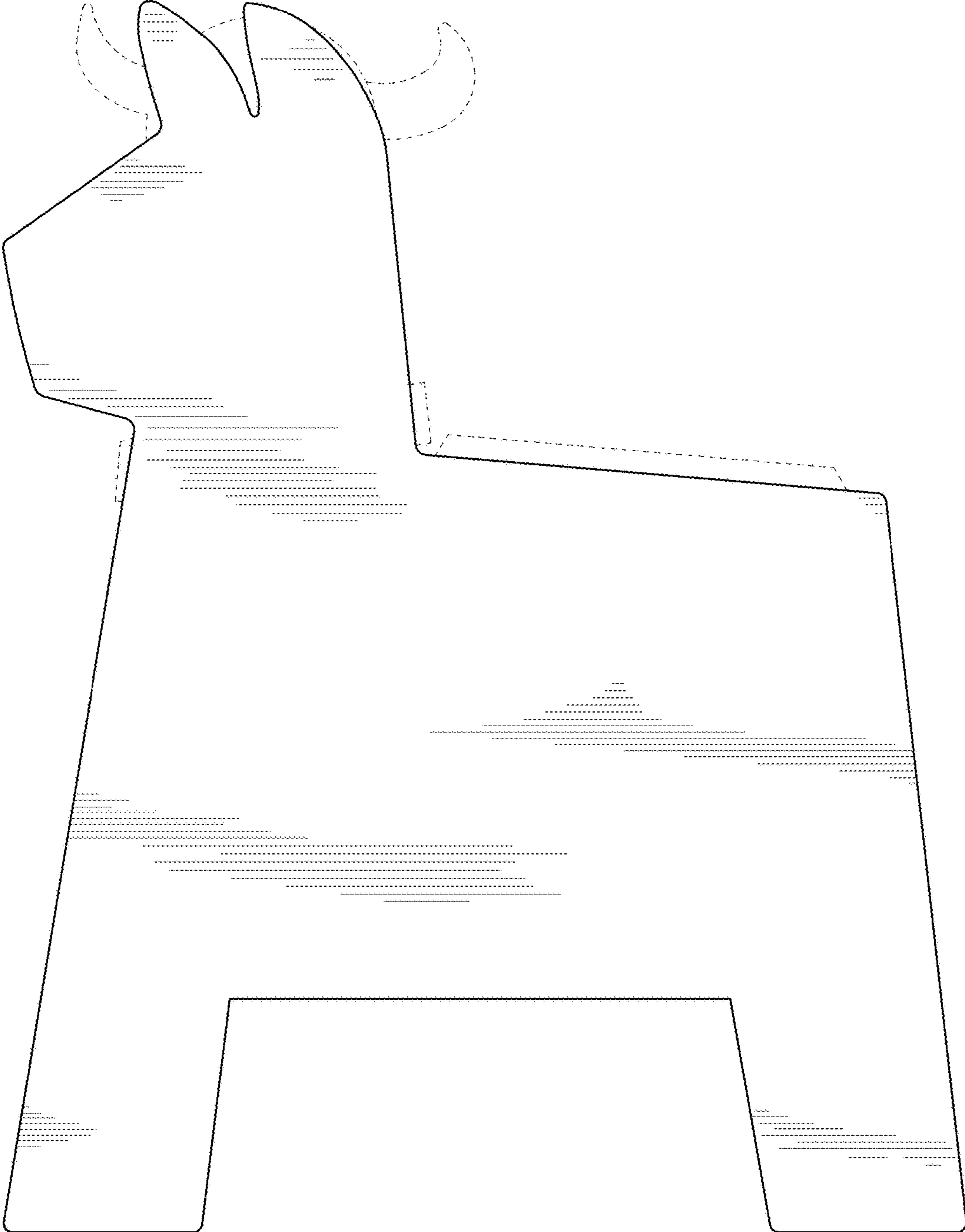


Fig. 4




Fig. 5




Fig. 6



Fig. 7

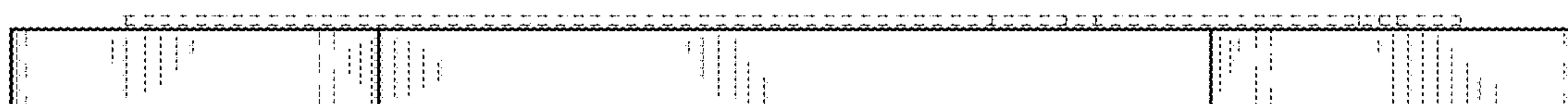


Fig. 8