



US00D803286S

(12) **United States Design Patent** (10) **Patent No.:** **US D803,286 S**  
**Egami et al.** (45) **Date of Patent:** **\*\* Nov. 21, 2017**

(54) **PRINTER**

(71) Applicant: **BROTHER INDUSTRIES, LTD.**,  
Nagoya-shi, Aichi-ken (JP)

(72) Inventors: **Keiichiro Egami**, Kuwana (JP);  
**Kazuhisa Tashima**, Nagoya (JP)

(73) Assignee: **BROTHER INDUSTRIES, LTD.**,  
Nagoya-shi (JP)

(\*\*) Term: **15 Years**

(21) Appl. No.: **29/581,455**

(22) Filed: **Oct. 19, 2016**

(30) **Foreign Application Priority Data**

May 25, 2016 (JP) ..... 2016-11099

(51) **LOC (10) Cl.** ..... **18-02**

(52) **U.S. Cl.**  
USPC ..... **D15/148**; D15/122

(58) **Field of Classification Search**  
USPC ..... D14/420-425; D15/122; D18/6-7, 14,  
D18/19, 50, 52, 54, 54.1, 55  
CPC ... B41J 3/36; B41J 3/4075; B41J 11/58; B41J  
13/00; B41J 15/00; B41J 15/02; B41J  
15/042; B41J 17/00; B41J 29/00; B41J  
29/02; B41J 29/08; B41J 29/13; G06F  
3/12; G06K 15/14  
See application file for complete search history.

(56) **References Cited**

**U.S. PATENT DOCUMENTS**

D578,494 S	10/2008	Hattori	
D633,139 S *	2/2011	Park	D18/55
D639,847 S	6/2011	Nakata et al.	
D641,398 S *	7/2011	Kim	D18/55
D647,132 S *	10/2011	Kim	D18/55

D693,873 S *	11/2013	Fukasawa	D18/55
D697,964 S *	1/2014	Fukasawa	D18/55
D722,339 S	2/2015	Nakagawa et al.	
D723,615 S	3/2015	Sato et al.	
D723,616 S	3/2015	Nakagawa et al.	
D724,141 S *	3/2015	Kim	D18/55
D725,183 S	3/2015	Sato et al.	
D725,184 S *	3/2015	Kim	D18/55
D740,359 S *	10/2015	So	D18/55
D749,171 S *	2/2016	Nakagawa	D18/55
D770,545 S *	11/2016	Olive	D15/122
D777,808 S *	1/2017	Chang	D15/122
9,597,907 B2 *	3/2017	Kohyama	B41J 15/042
D786,970 S *	5/2017	Mita	D18/56
D786,971 S *	5/2017	Mita	D18/56
D787,574 S *	5/2017	Lee	D15/122
D788,843 S *	6/2017	Lee	D18/55

(Continued)

**OTHER PUBLICATIONS**

Design U.S. Appl. No. 29/571,079, filed Jul. 14, 2016.  
Design U.S. Appl. No. 29/577,326, filed Sep. 12, 2016.  
Design U.S. Appl. No. 29/571,075, filed Jul. 14, 2016.

*Primary Examiner* — Patricia Palasik  
(74) *Attorney, Agent, or Firm* — Oliff PLC

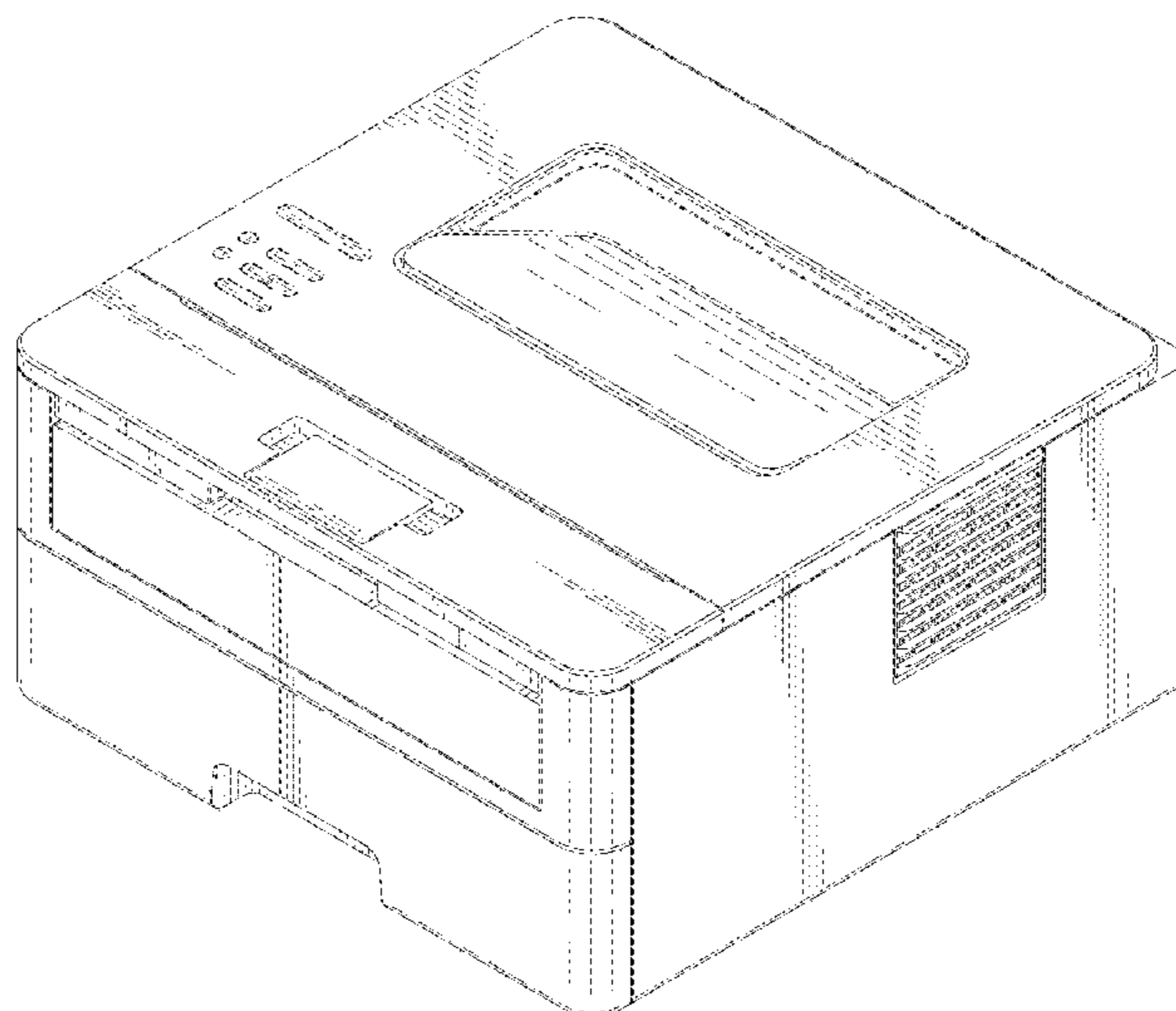
(57) **CLAIM**

The ornamental design for a printer, as shown and described.

**DESCRIPTION**

FIG. 1 is a perspective view of a printer;  
FIG. 2 is a front view thereof;  
FIG. 3 is a top view thereof;  
FIG. 4 is a right-side view thereof;  
FIG. 5 is a left-side view thereof;  
FIG. 6 is a rear view thereof; and,  
FIG. 7 is a bottom view thereof.  
The broken lines depict environmental subject matter only  
and form no part of the claimed design.

**1 Claim, 4 Drawing Sheets**



(56)

**References Cited**

U.S. PATENT DOCUMENTS

D792,508 S \* 7/2017 Nakagawa ..... D18/50  
D792,923 S \* 7/2017 Kim ..... D18/55

\* cited by examiner

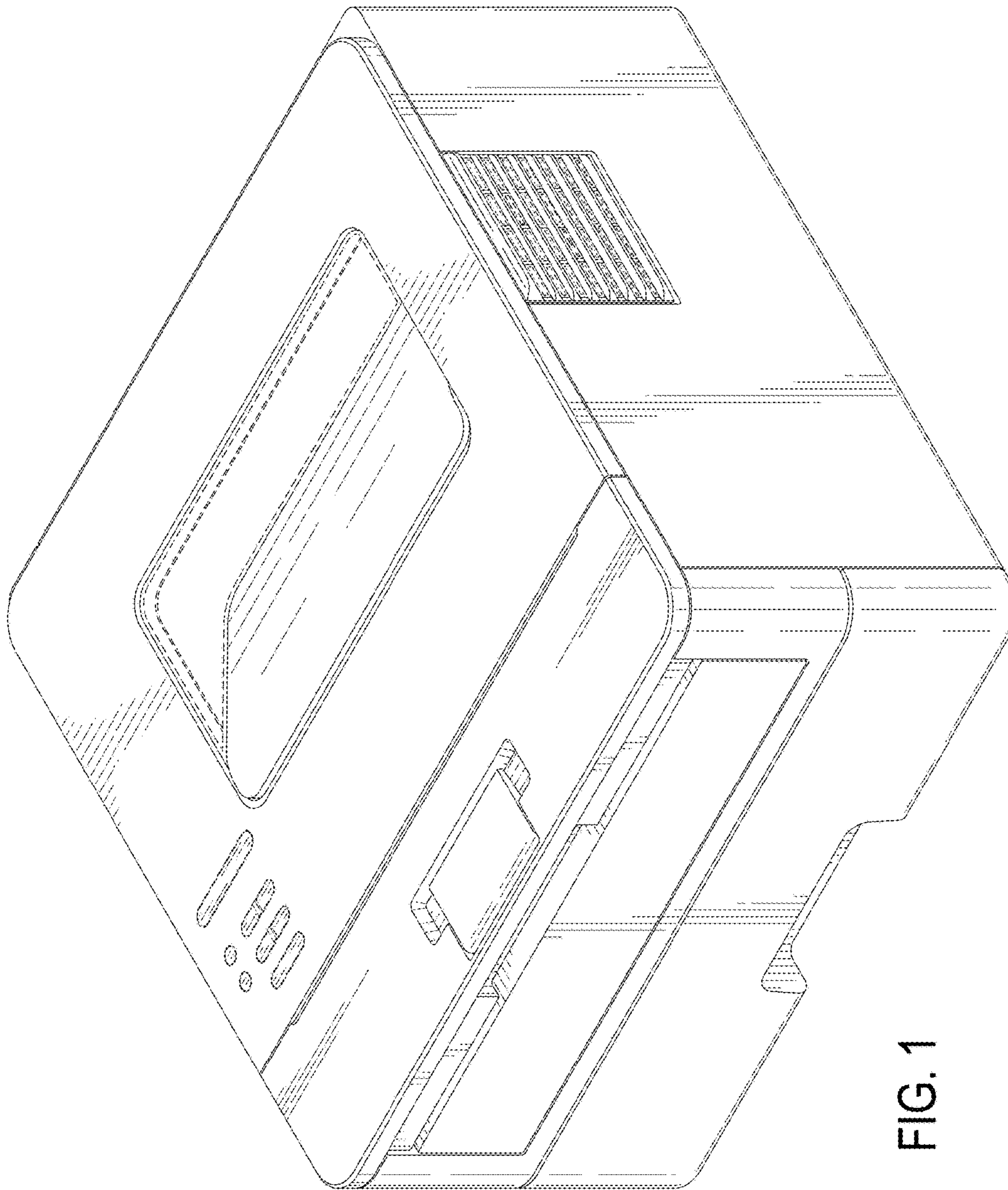


FIG. 1

FIG. 2

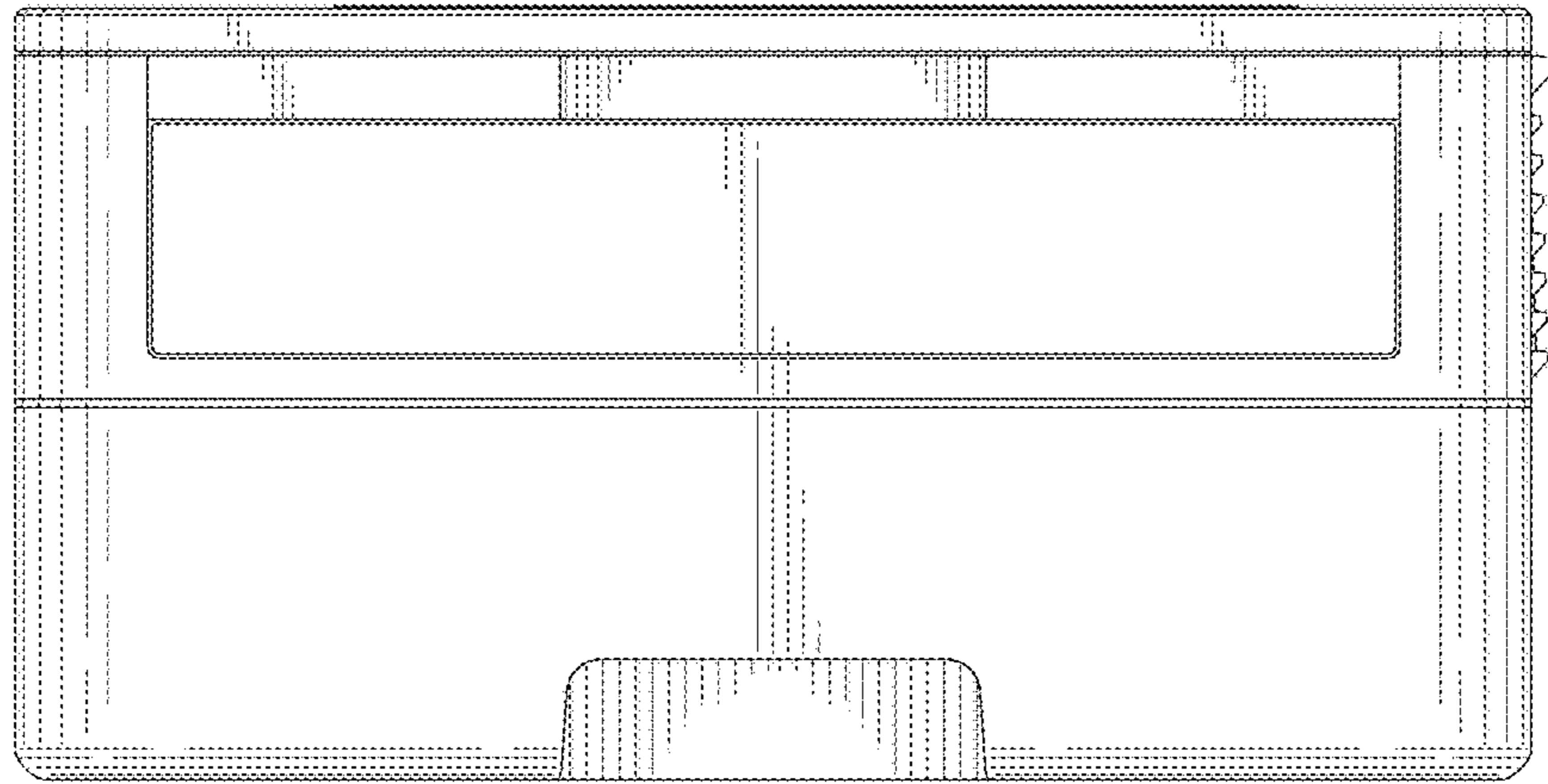
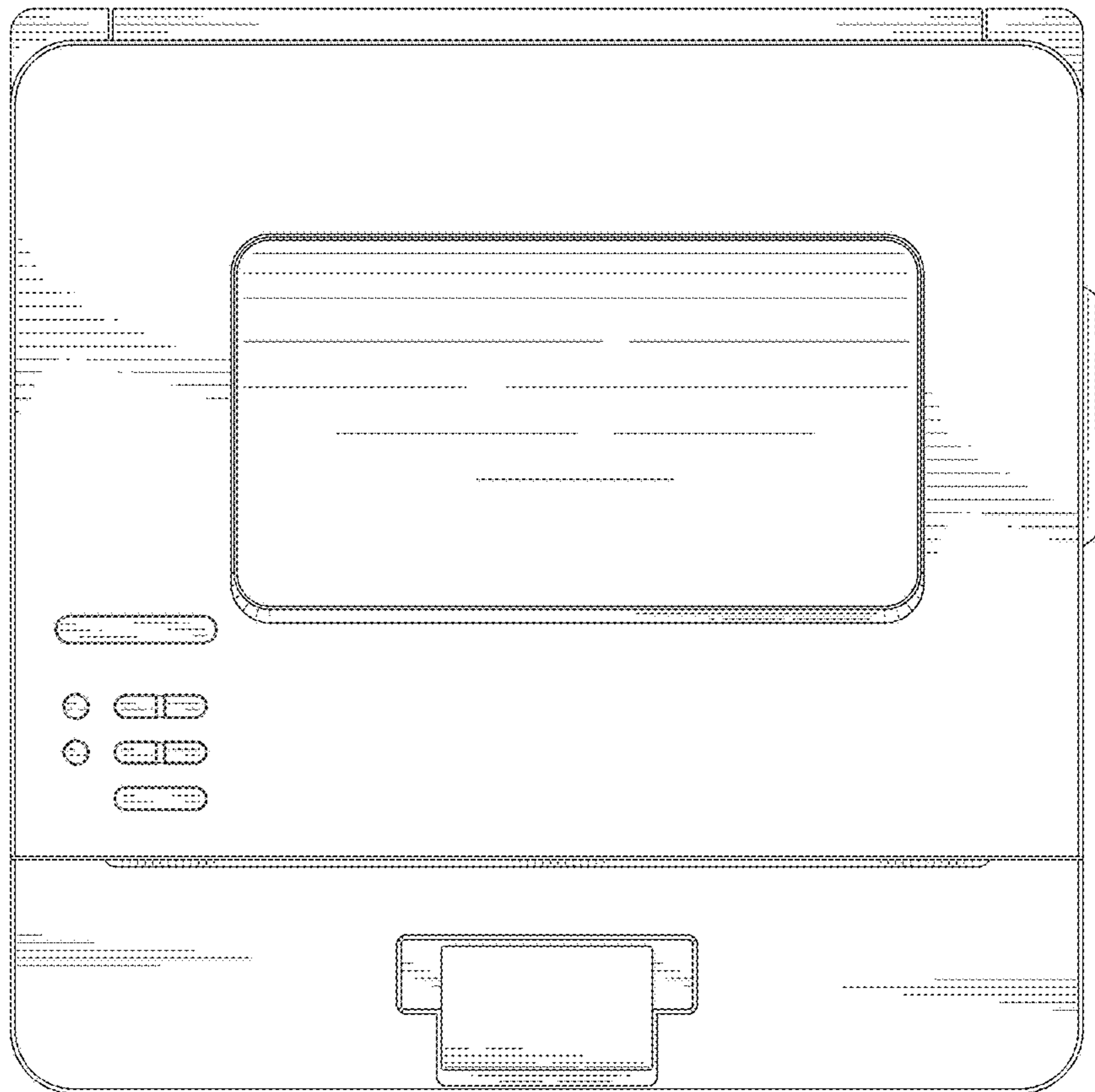


FIG. 3



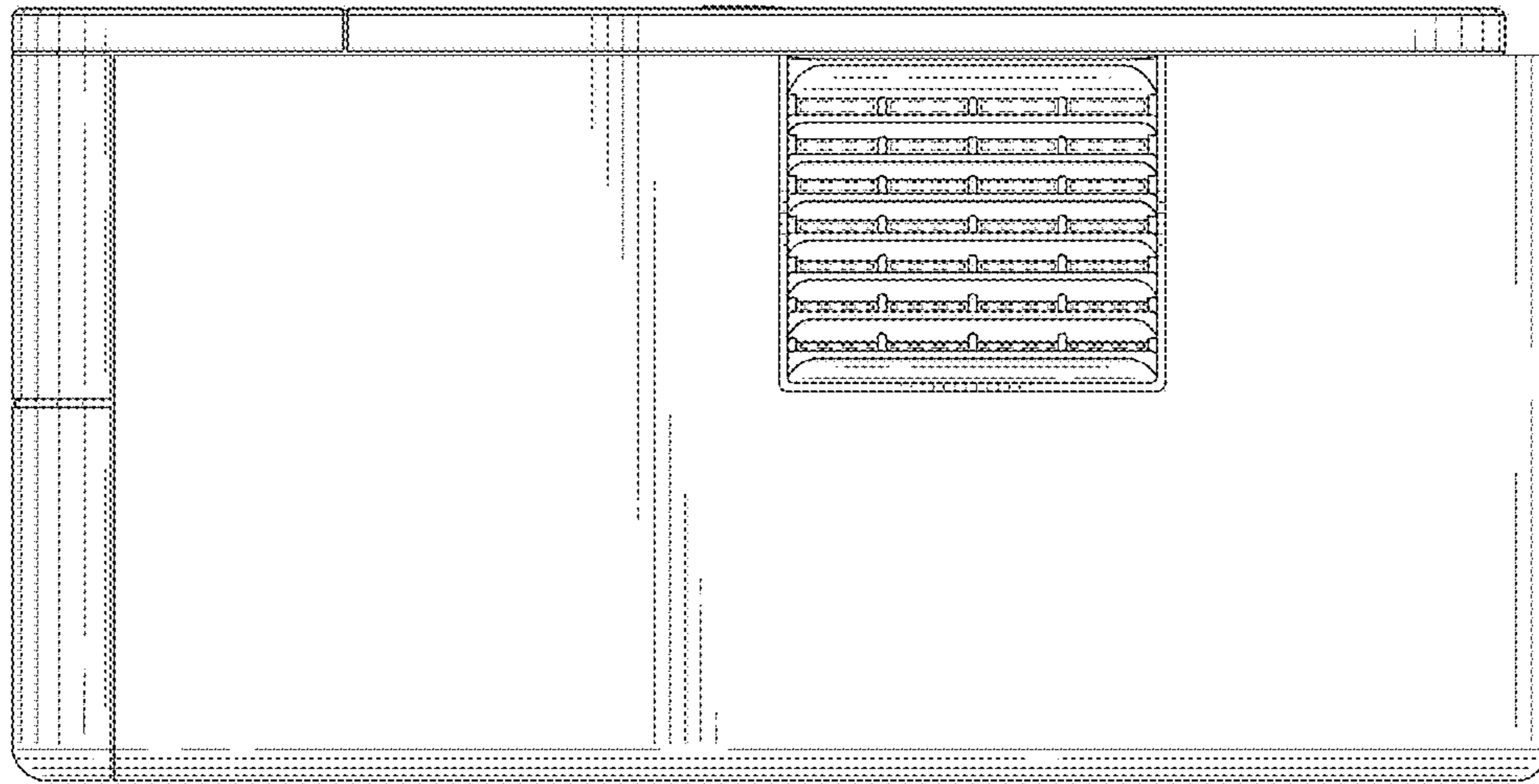


FIG. 4




FIG. 5

FIG. 6




FIG. 7

