



US00D803273S

(12) **United States Design Patent**
Sewell

(10) **Patent No.:** **US D803,273 S**

(45) **Date of Patent:** **** Nov. 21, 2017**

(54) **CONTROL PANEL BARS**

(71) Applicant: **The Charles Machine Works, Inc.,**
Perry, OK (US)

(72) Inventor: **Cody L. Sewell,** Perry, OK (US)

(73) Assignee: **The Charles Machine Works, Inc.,**
Perry, OK (US)

(**) Term: **15 Years**

(21) Appl. No.: **29/569,825**

(22) Filed: **Jun. 30, 2016**

Related U.S. Application Data

(63) Continuation-in-part of application No. 29/507,527,
filed on Oct. 28, 2014, now abandoned.

(51) **LOC (10) Cl.** **15-04**

(52) **U.S. Cl.**
USPC **D15/28**

(58) **Field of Classification Search**
USPC D15/10, 15, 22-26, 28, 30
CPC G05G 9/00-9/10; G05G 1/00; G05G 1/62;
E02F 9/2004
See application file for complete search history.

(56) **References Cited**

U.S. PATENT DOCUMENTS

- 5,146,735 A * 9/1992 McDonner A01D 34/6806
180/19.3
- 5,488,818 A * 2/1996 Powers A01D 34/6806
180/6.48
- D420,685 S * 2/2000 Muranen D15/30
- 6,460,640 B1 * 10/2002 Keagle A01B 51/02
180/19.3

- 6,601,386 B1 8/2003 Hori et al.
- 6,612,636 B2 * 9/2003 Arthur G05G 9/047
180/89.12
- 7,059,434 B2 * 6/2006 Bares G05G 9/047
180/19.1
- 7,549,200 B2 6/2009 Graham et al.
- 7,650,960 B2 * 1/2010 Bock E02F 9/2004
180/335
- 8,037,952 B2 * 10/2011 Bock E02F 9/2004
180/19.1
- 8,109,356 B2 * 2/2012 Brock E02F 9/2025
180/305

OTHER PUBLICATIONS

“SK750/SK755 Operator’s Manual Controls” with photograph of
control panel for SK750/SK755, 2 pages, CMW.

* cited by examiner

Primary Examiner — Mitchell Siegel

(74) *Attorney, Agent, or Firm* — Tomlinson McKinstry,
P.C.

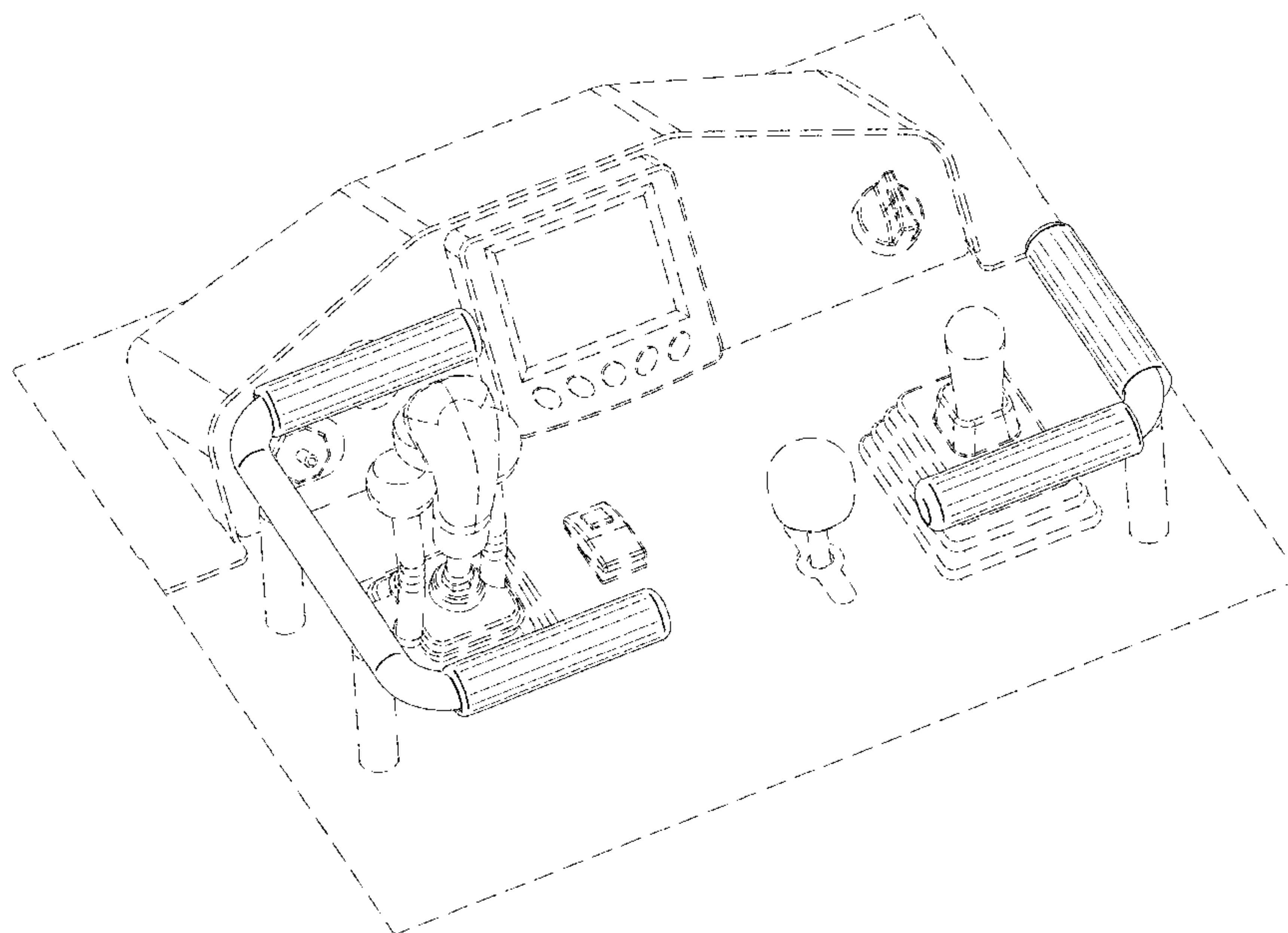
(57) **CLAIM**

The ornamental design for control panel bars, as shown and
described.

DESCRIPTION

FIG. 1 is a top plan view of the control panel bars of our new
design;
FIG. 2 is an enlarged top plan view thereof;
FIG. 3 is a rear elevation view of FIG. 1;
FIG. 4 is an enlarged view of FIG. 3; and,
FIG. 5 is a perspective view.
The broken line showing is included for the purpose of
illustrating and forms no part of the claimed design.

1 Claim, 5 Drawing Sheets



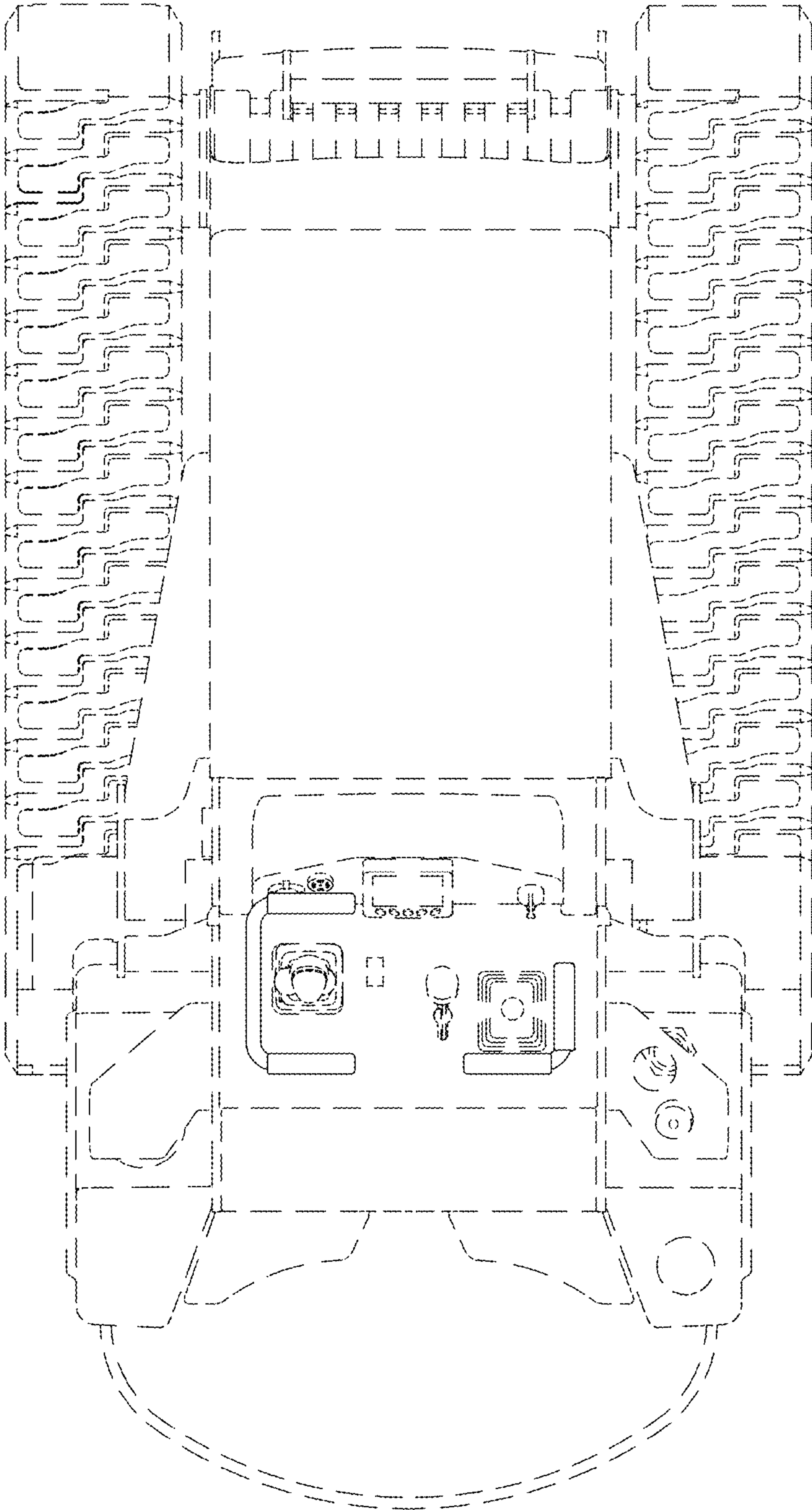


FIG. 1

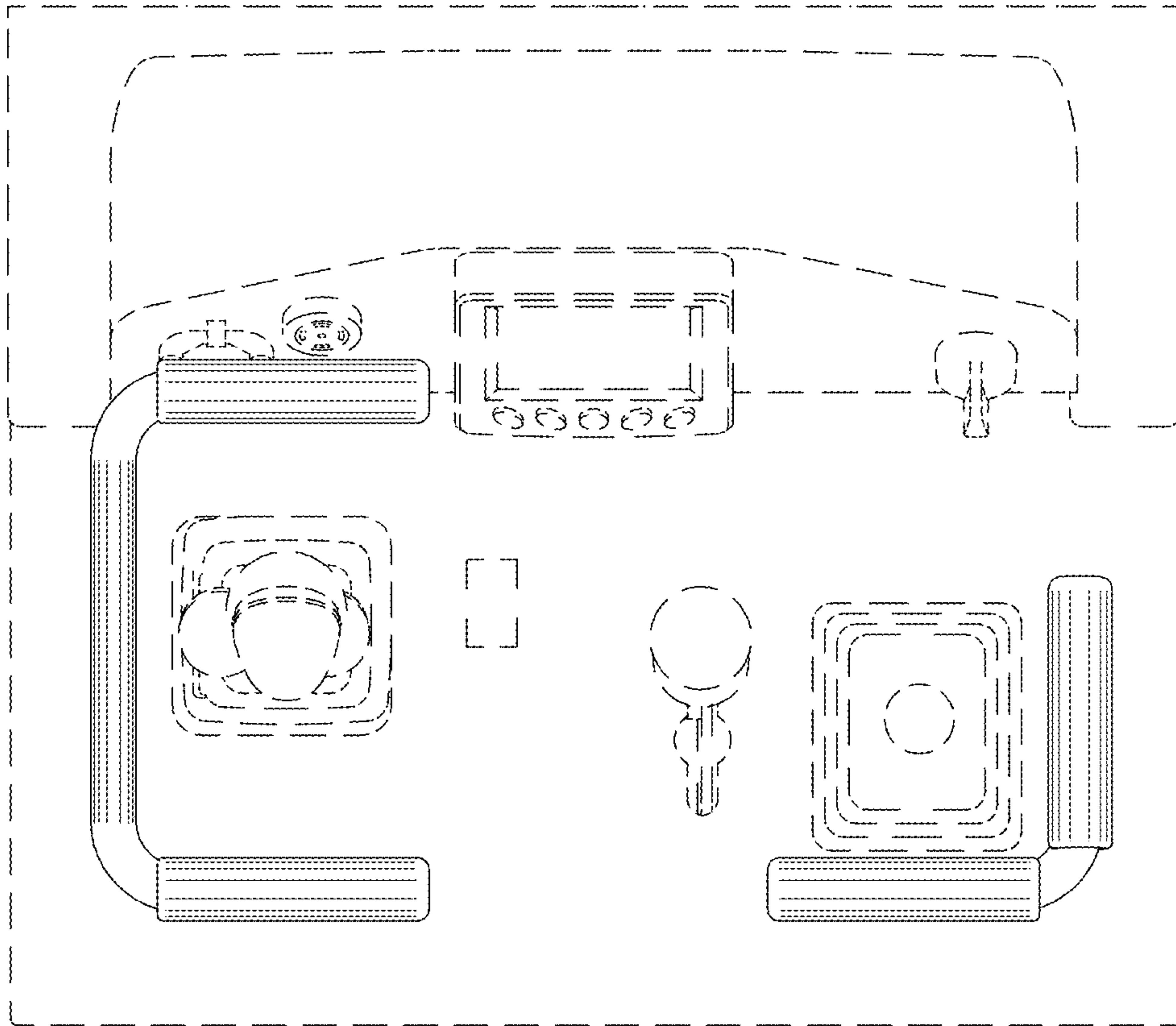


FIG. 2

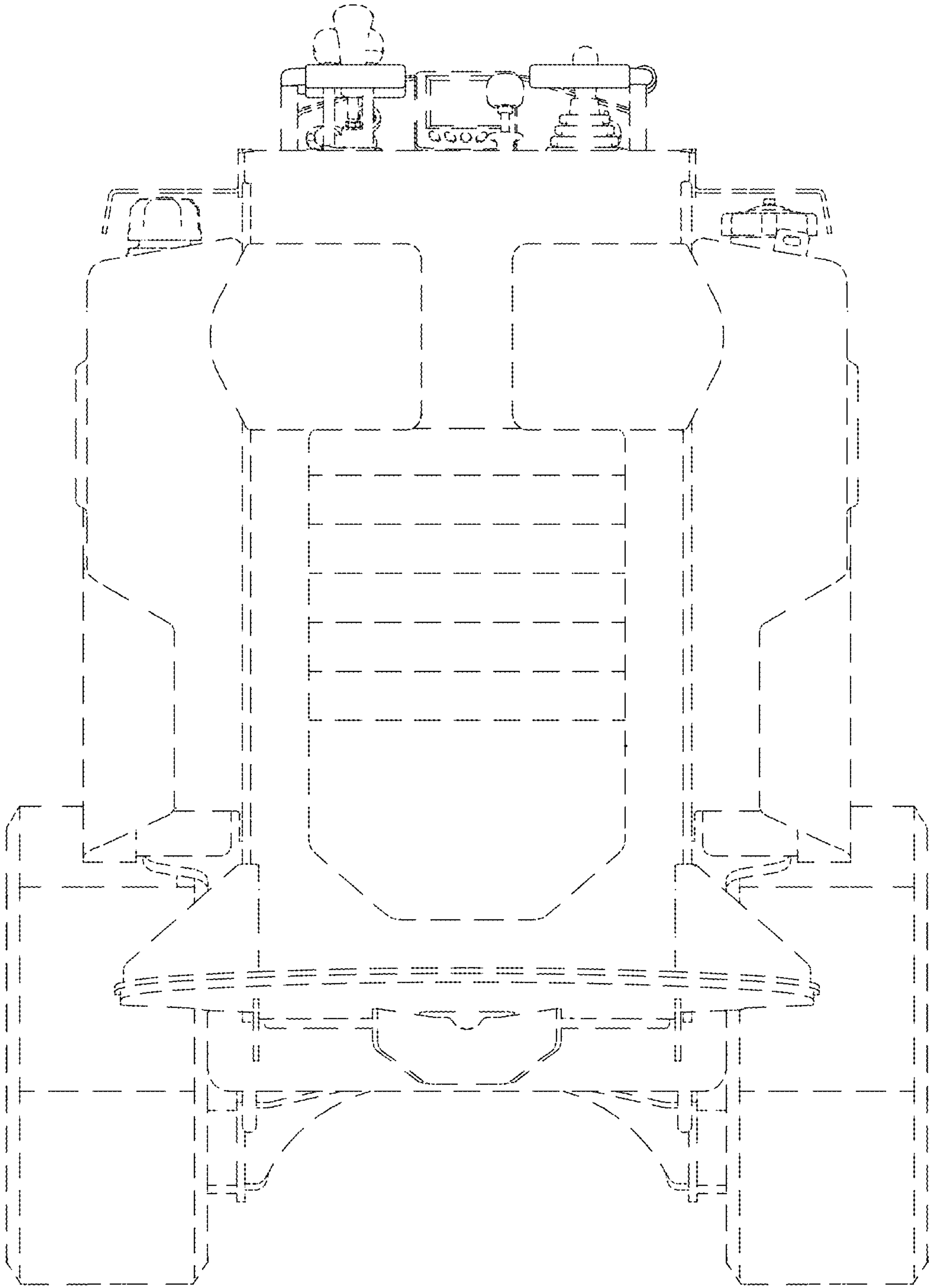


FIG. 3

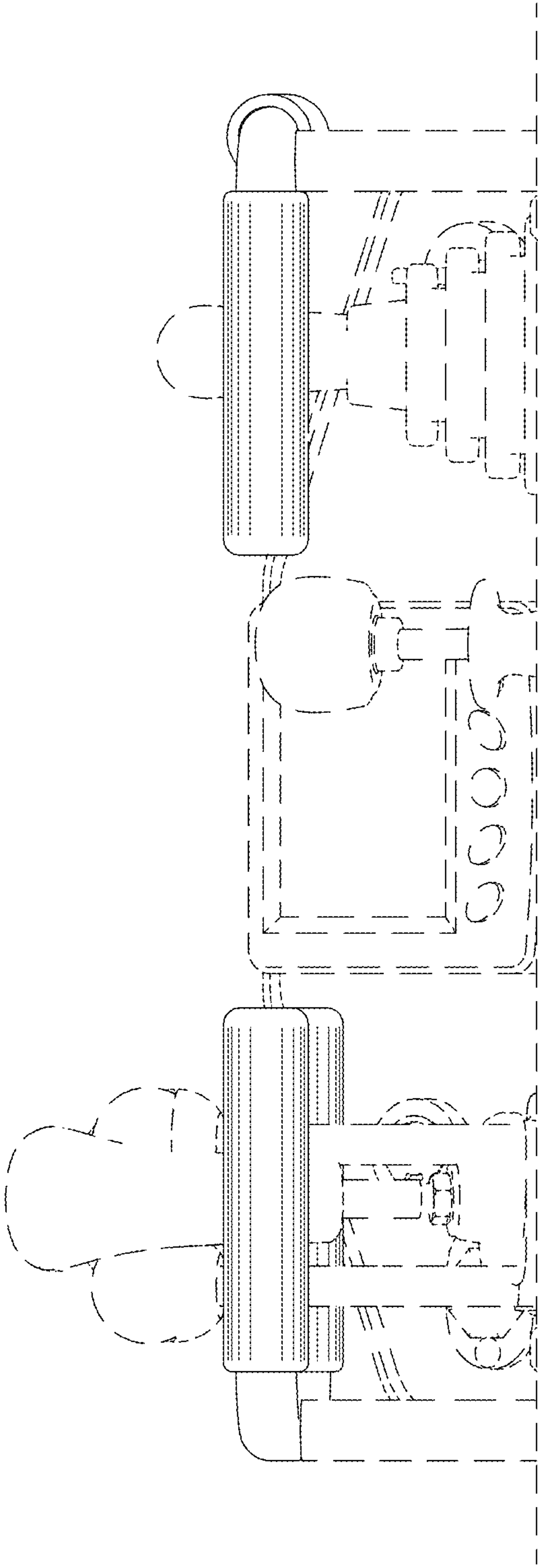


FIG. 4

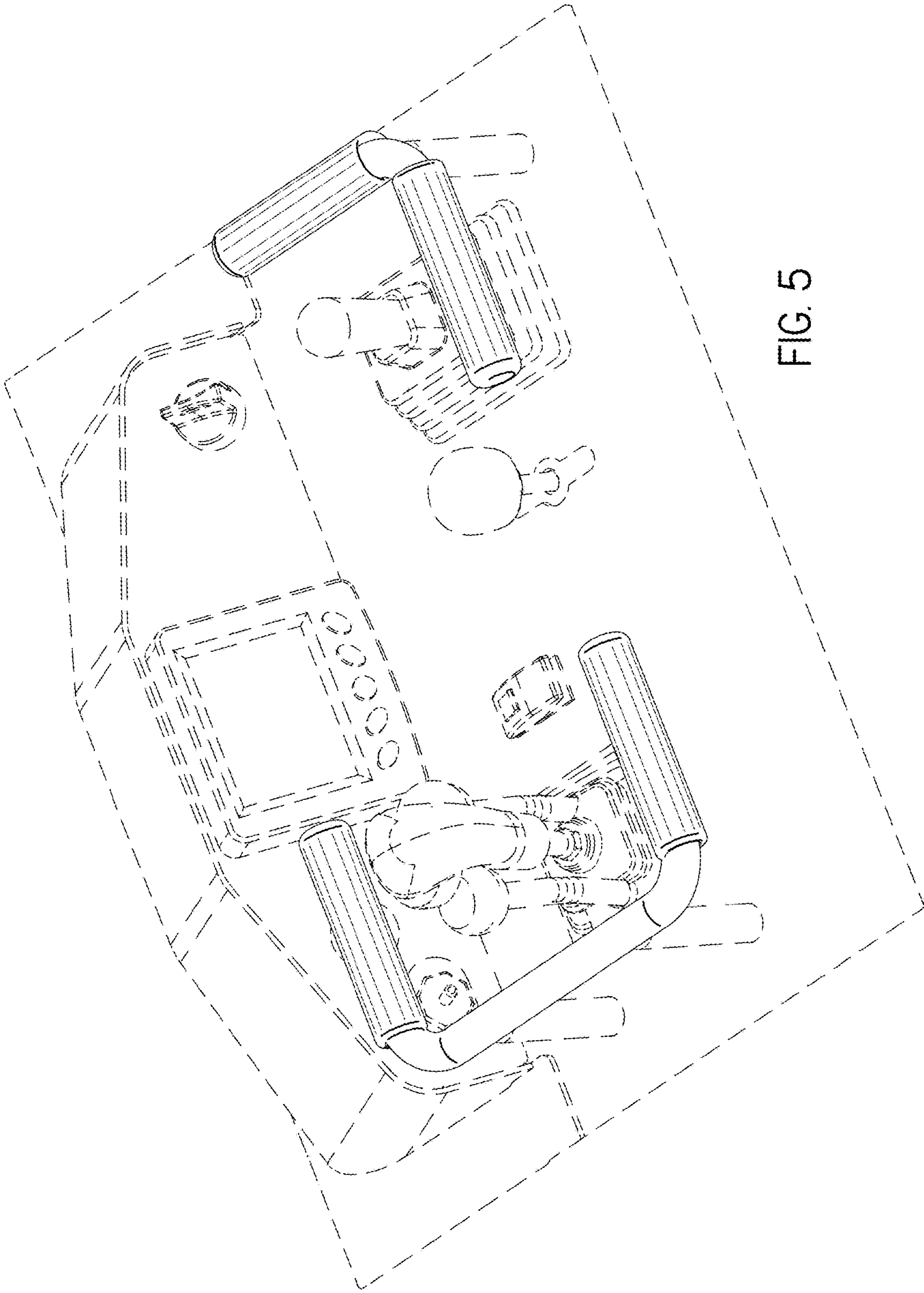


FIG. 5