



US00D803265S

(12) **United States Design Patent**
Spindler

(10) **Patent No.:** **US D803,265 S**

(45) **Date of Patent:** **** Nov. 21, 2017**

(54) **ELECTRONIC GAMES APPARATUS**

(71) Applicant: **Identity Games International B.V.**,
Rotterdam (NL)

(72) Inventor: **Erik Spindler**, Rotterdam (NL)

(73) Assignee: **Identity Games International B.V.**,
Rotterdam (NL)

(**) Term: **15 Years**

(21) Appl. No.: **29/567,247**

(22) Filed: **Jun. 7, 2016**

(30) **Foreign Application Priority Data**

Feb. 27, 2016 (EM) 0022961177-0002

(51) **LOC (10) Cl.** **14-03**

(52) **U.S. Cl.**
USPC **D14/496; D14/203.3; D21/328**

(58) **Field of Classification Search**
USPC D14/496, 474, 203.1, 203.3; 345/156,
345/169, 173-179, 905; 715/727-729,
715/864; 710/1, 5, 8; 713/1, 600;
455/1.1, 1.7, 73, 344-347, 93, 95,
455/3.01-3.06, 550.1, 573.1;
370/342-344; 369/1, 2, 6-12;
463/43-47; 273/148 B; D21/424-433
CPC A63F 9/00; A63F 9/24; A63F 13/08; A63F
3/0421; A63F 3/04
See application file for complete search history.

(56) **References Cited**

U.S. PATENT DOCUMENTS

4,216,965 A * 8/1980 Morrison A63F 9/24
463/10
4,298,198 A * 11/1981 Huang A63F 9/24
273/460

4,322,073 A * 3/1982 Slavik A63F 9/24
273/460
4,978,129 A * 12/1990 Komeda A63F 3/0421
434/201
5,056,798 A * 10/1991 Wehrley A63F 9/24
273/460
6,656,049 B1 * 12/2003 Masaki A63F 13/08
273/273
D546,894 S * 7/2007 Meyer D21/328
D551,302 S * 9/2007 Breslow D21/324
D565,121 S * 3/2008 Proud D21/324
7,677,571 B2 * 3/2010 Adams, III A63F 1/14
273/142 J
D673,617 S * 1/2013 Klitsner D21/324
(Continued)

Primary Examiner — Prabhakar G Deshmukh

(74) *Attorney, Agent, or Firm* — Miller & Martin PLLC

(57) **CLAIM**

The ornamental design for an electronic games apparatus, as shown and described.

DESCRIPTION

The patent or application file contains at least one drawing executed in color. Copies of this patent with color drawings will be provided by the Office upon request and payment of the necessary fee.

FIG. 1 is a front perspective view of an electronic games apparatus showing my new design;
FIG. 2 is a rear elevation view of the electronic games apparatus shown in FIG. 1;
FIG. 3 is a right side elevation view of the electronic games apparatus shown in FIG. 1;
FIG. 4 is a left side elevation view of the electronic games apparatus shown in FIG. 1;
FIG. 5 is top perspective view of the electronic games apparatus shown in FIG. 1; and,
FIG. 6 is a bottom plan view of the electronic games apparatus shown in FIG. 1.

1 Claim, 6 Drawing Sheets
(6 of 6 Drawing Sheet(s) Filed in Color)



(56)

References Cited

U.S. PATENT DOCUMENTS

8,585,500 B2 * 11/2013 Smith A63F 9/24
463/35
D737,860 S * 9/2015 Mar D14/496

* cited by examiner




Fig. 1




Fig. 2




Fig. 3




Fig. 4




Fig. 5




Fig. 6