



US00D803264S

(12) **United States Design Patent** (10) **Patent No.:** **US D803,264 S**  
**Jewitt** (45) **Date of Patent:** **\*\* Nov. 21, 2017**

(54) **PRINTER MACHINE USER INTERFACE  
SCREEN WITH ICON**

(71) Applicant: **XEROX CORPORATION**, Norwalk,  
CT (US)

(72) Inventor: **Shane Jewitt**, Webster, NY (US)

(73) Assignee: **Xerox Corporation**, Norwalk, CT (US)

(\*\*) Term: **15 Years**

(21) Appl. No.: **29/573,722**

(22) Filed: **Aug. 9, 2016**

(51) **LOC (10) Cl.** ..... **14-04**

(52) **U.S. Cl.**  
USPC ..... **D14/495**

(58) **Field of Classification Search**  
USPC ..... D14/485-495  
CPC .... G06F 3/048; G06F 3/0481; G06F 3/04812;  
G06F 3/04815; G06F 3/04817; G06F  
3/0482; G06F 3/0483; G06F 3/0484;  
G06F 3/04842; G06F 3/04845; G06F  
3/04847; G06F 3/0485; G06F 3/04855;  
G06F 3/0486; G06F 3/0487; G06F  
3/0488; G06F 3/04883; G06F 3/04886;  
H04N 1/00424

See application file for complete search history.

(56) **References Cited**

**U.S. PATENT DOCUMENTS**

D546,836 S \* 7/2007 Armstrong ..... D14/495  
D554,665 S \* 11/2007 Pieratt ..... D14/492  
D593,111 S \* 5/2009 Danton ..... D14/485

D627,789 S \* 11/2010 Jewitt ..... D14/485  
D633,525 S \* 3/2011 Trabona ..... D14/495  
D704,738 S \* 5/2014 Jewitt ..... D14/495  
D717,339 S \* 11/2014 Wen ..... D14/495  
D737,849 S \* 9/2015 Tursi ..... D14/488  
D755,241 S \* 5/2016 Kim ..... D14/495  
D761,869 S \* 7/2016 Tursi ..... D14/493  
D786,930 S \* 5/2017 Okumura ..... D14/494  
2008/0307360 A1 \* 12/2008 Chaudhri ..... G06F 3/0481  
715/835  
2009/0265657 A1 \* 10/2009 Bamford ..... G06F 3/04886  
715/786  
2010/0058244 A1 \* 3/2010 Wang ..... G06F 3/04817  
715/838

\* cited by examiner

*Primary Examiner* — Melanie H Tung  
*Assistant Examiner* — Bao-Yen Nguyen

(57) **CLAIM**

The ornamental design for a printer machine user interface screen with icon, as shown and described.


**DESCRIPTION**

FIG. 1 is a front view of a printer machine user interface screen with icon showing the new design, the icon is shown in an enlarge view without the broken lines for clarity of illustration; and,

FIG. 2 is a front view of printer machine user interface screen with icon showing the new design.

The broken lines illustrate the printer machine user interface screen and form no part of the claim design. The broken lines illustrate portions of the graphical user interface and form no part of the claimed design.

**1 Claim, 2 Drawing Sheets**






FIG. 1

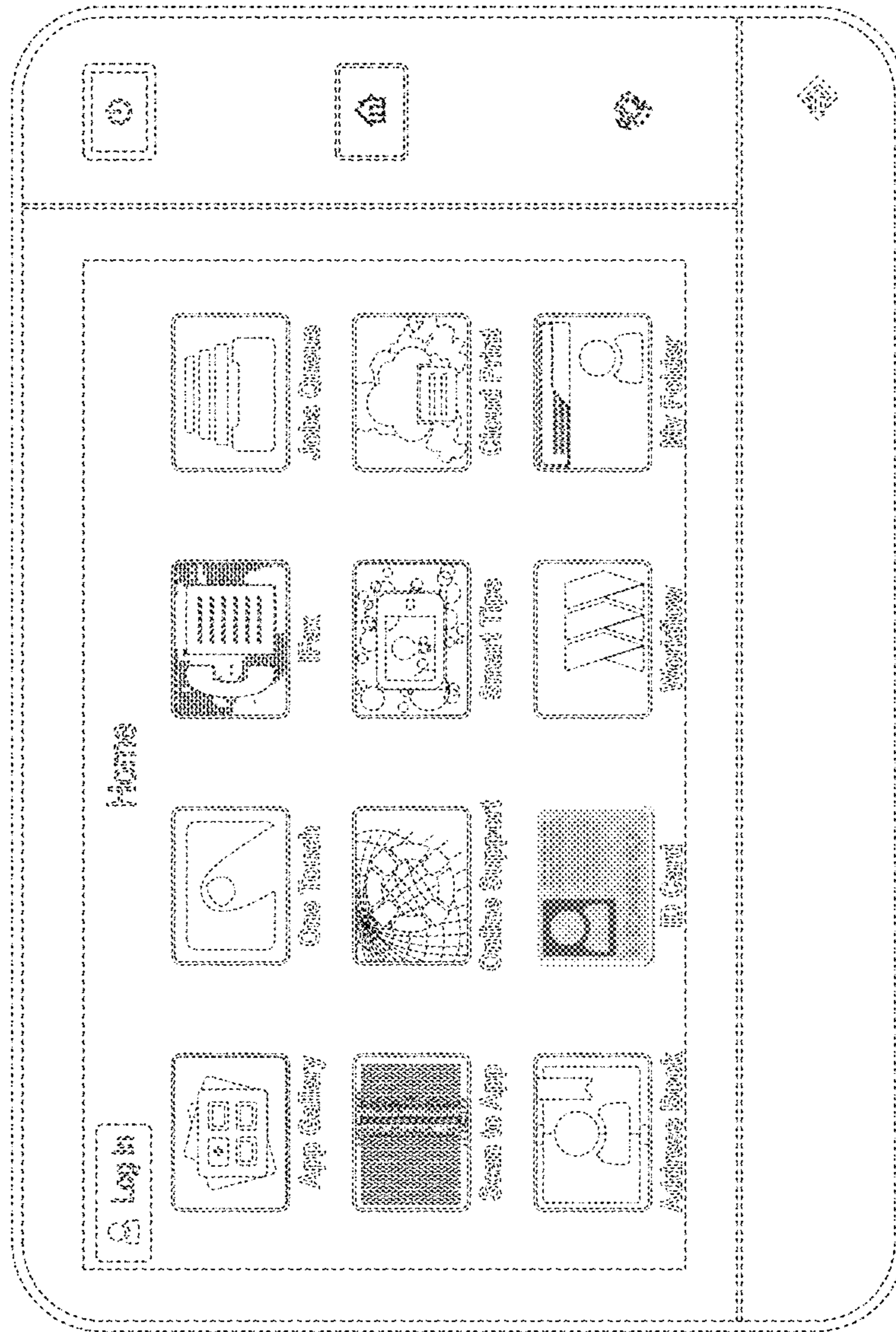


FIG. 2