



US00D803190S

(12) **United States Design Patent**
Lee et al.

(10) **Patent No.:** **US D803,190 S**
(45) **Date of Patent:** **** Nov. 21, 2017**

(54) **SPEAKER**

(71) Applicant: **Samsung Electronics Co., Ltd.**,
Suwon-si (KR)

(72) Inventors: **Minhee Lee**, Seoul (KR); **Yonggu Do**,
Seoul (KR); **Gyoo-sang Choi**, Suwon-si
(KR)

(73) Assignee: **SAMSUNG ELECTRONICS CO.,
LTD.**, Gyeonggi-Do (KR)

(**) Term: **15 Years**

(21) Appl. No.: **29/546,177**

(22) Filed: **Nov. 19, 2015**

(30) **Foreign Application Priority Data**

Jun. 3, 2015 (KR) 30-2015-0027938

(51) **LOC (10) Cl.** **14-03**

(52) **U.S. Cl.**
USPC **D14/216**

(58) **Field of Classification Search**
USPC D14/167, 168, 170-172, 188, 194-196,
D14/204, 207, 209.1, 210-216, 219, 221,
D14/222, 224, 239, 496; 181/143, 144,
181/147, 148, 150, 153, 157, 198, 199;
381/300-303, 306, 332, 333, 336, 345,
381/361-364, 386-388; 369/6-12
CPC B60R 11/0217; G06F 1/1688; G10K 9/22;
G10K 11/004; H03F 1/327; H04M 1/03;
H04M 1/035; H04N 5/642; H04N
21/4852; H04R 1/02; H04R 1/06; H04R
1/021; H04R 1/025; H04R 1/026; H04R
1/028; H04R 1/105; H04R 1/323; H04R
1/403; H04R 1/2803; H04R 1/2834;
H04R 5/02; H04R 7/20; H04R 9/06;

H04R 9/025; H04R 2201/021; H04R
2400/00; H04R 2400/07; H04R 2499/11;
H04R 2499/13; H04R 2499/15; H04S
3/00; H04S 7/30

See application file for complete search history.

(56) **References Cited**

U.S. PATENT DOCUMENTS

D230,997 S *	3/1974	Shannon	D14/211
D343,231 S *	1/1994	Lim	D14/210
D364,165 S *	11/1995	Esslinger	D14/213
D686,186 S *	7/2013	Kaneko	D14/168
D687,017 S *	7/2013	Ashcraft	D14/216
D697,496 S *	1/2014	Ashcraft	D14/216
D725,076 S *	3/2015	Wong	D14/216
D725,077 S *	3/2015	Wong	D14/216

* cited by examiner

Primary Examiner — Keli L Hill

(74) *Attorney, Agent, or Firm* — Cantor Colburn LLP

(57) **CLAIM**

The ornamental design for a speaker, as shown and described.

DESCRIPTION

FIG. 1 is a front perspective view of a speaker showing our new design;
FIG. 2 is a front view thereof;
FIG. 3 is a rear view thereof;
FIG. 4 is a left side view thereof;
FIG. 5 is a right side view thereof;
FIG. 6 is a top view thereof; and,
FIG. 7 is a bottom view thereof.
The broken lines illustrating portions of the speaker form no part of the claimed design.

1 Claim, 7 Drawing Sheets




FIG. 1




FIG. 2




FIG. 3

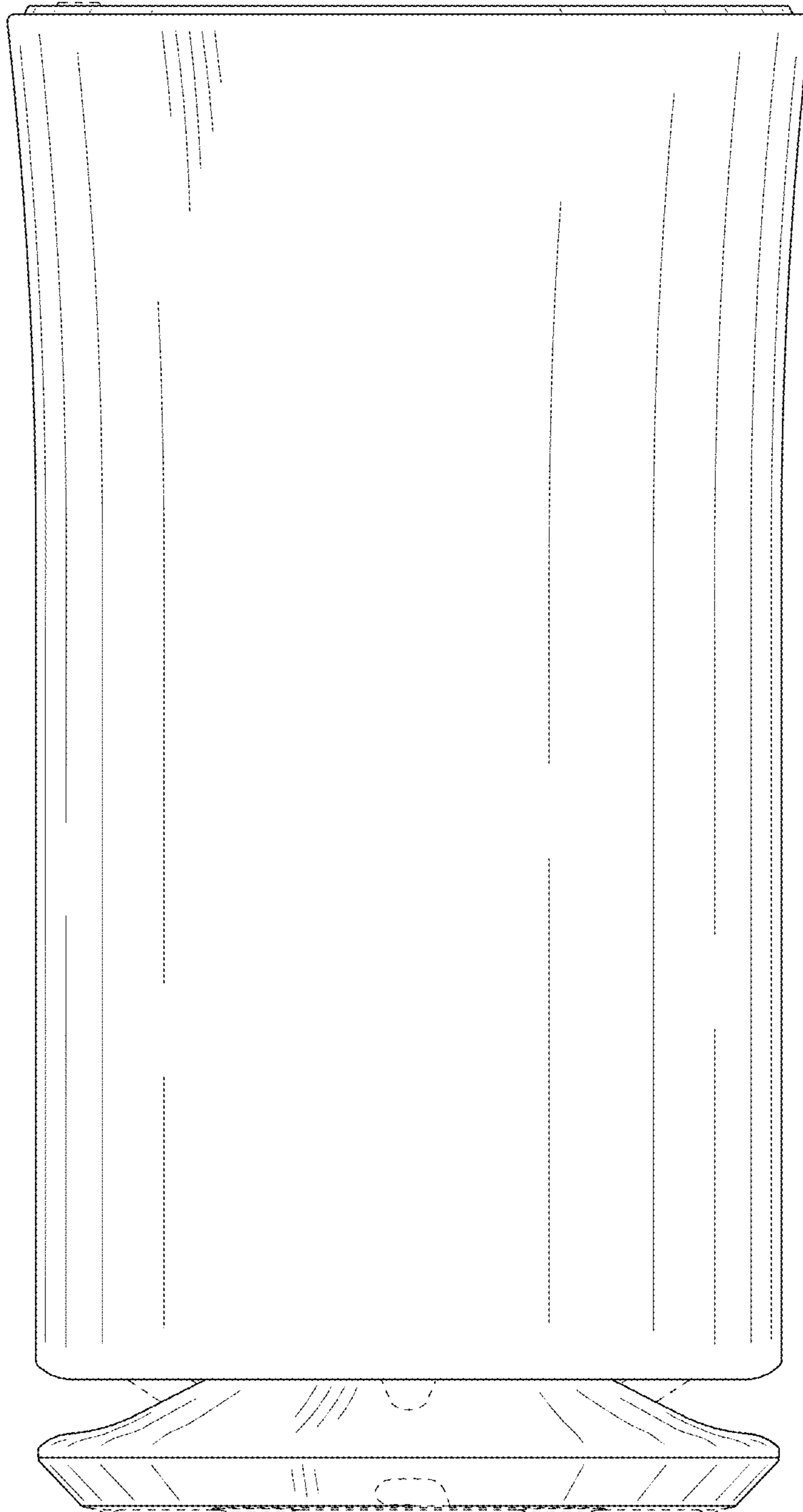


FIG. 4

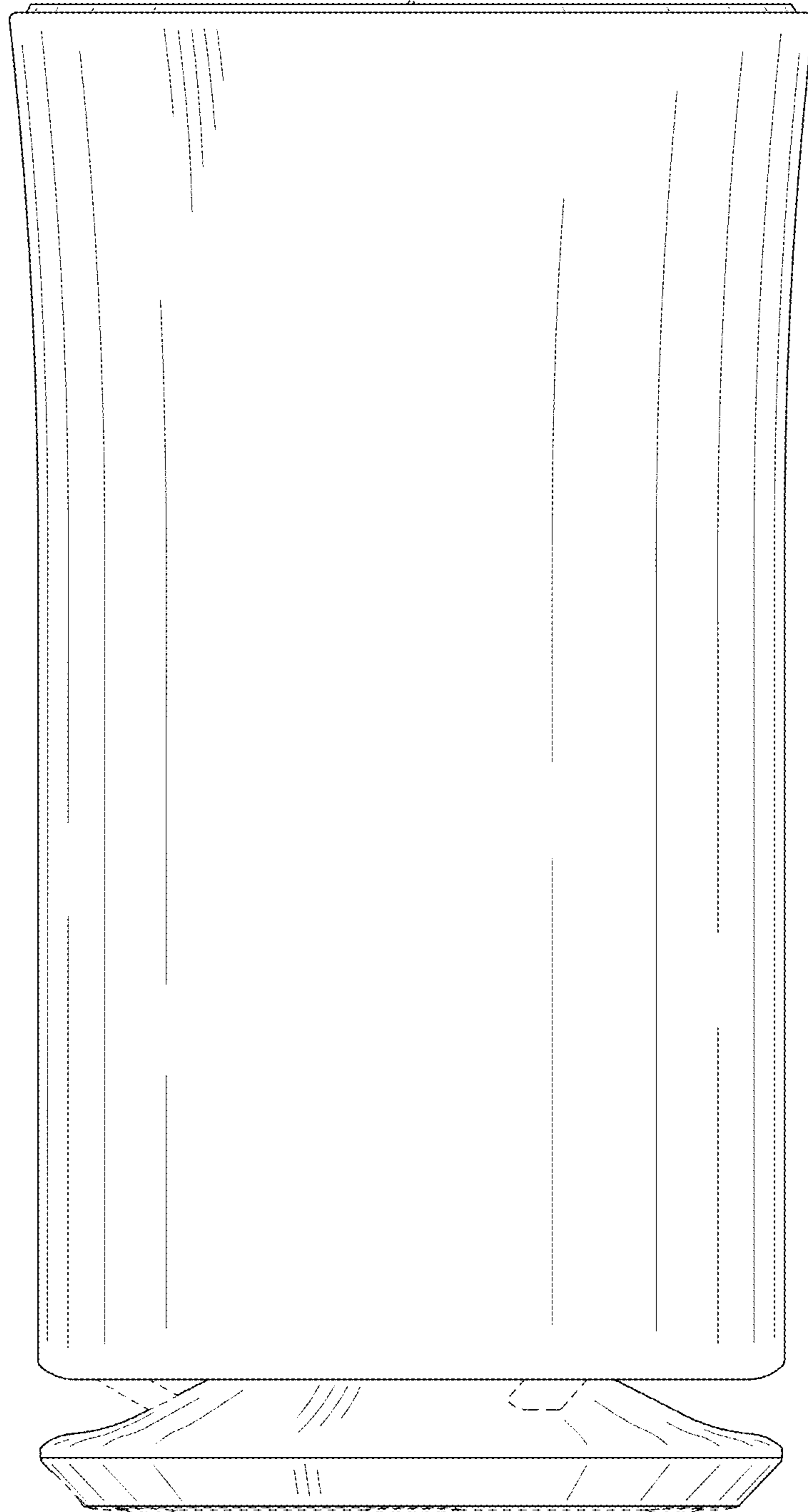


FIG. 5




FIG. 6

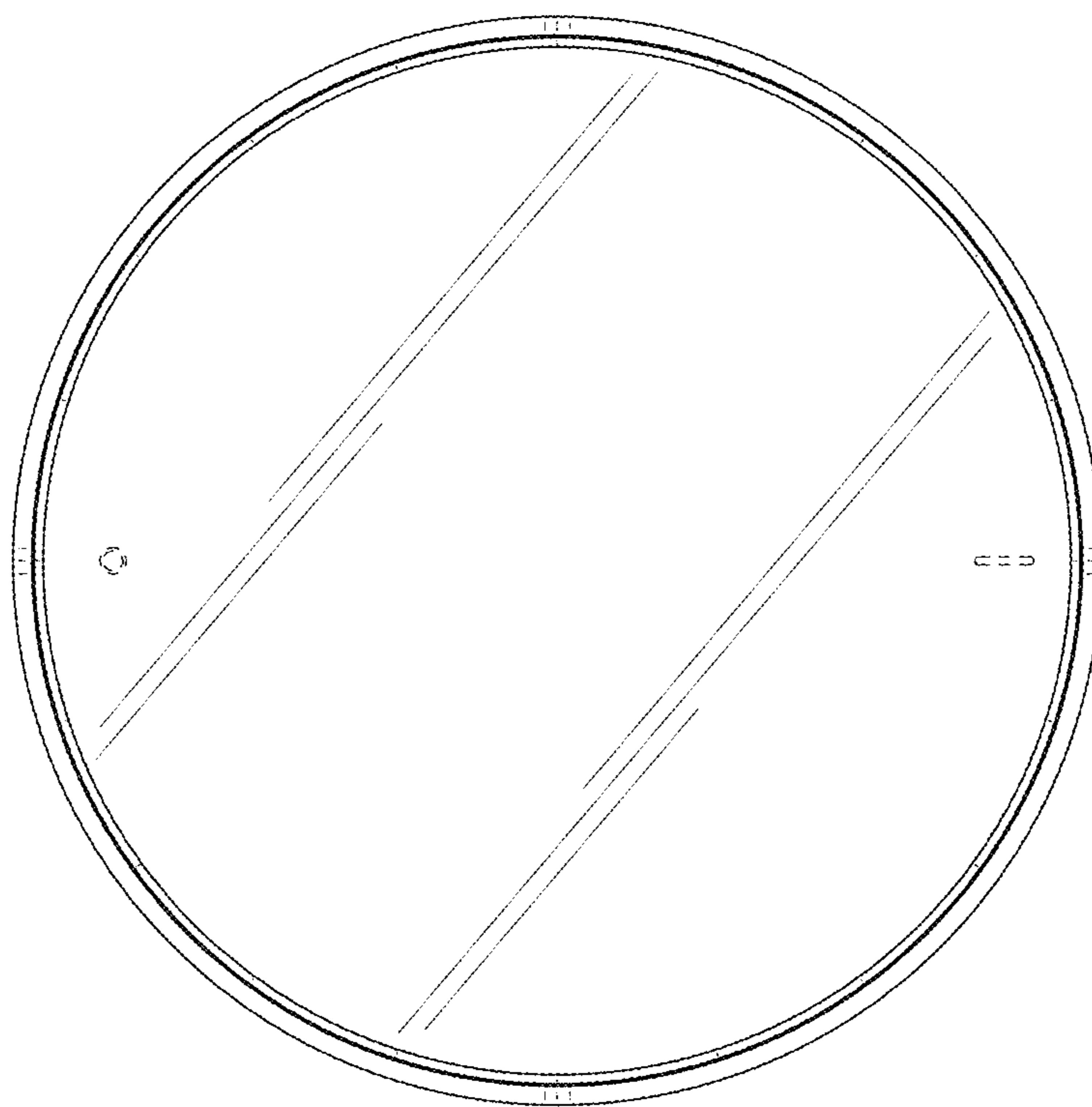


FIG. 7

