



US00D803185S

(12) **United States Design Patent** (10) **Patent No.:** **US D803,185 S**  
**Loh Jun Kern et al.** (45) **Date of Patent:** **\*\* Nov. 21, 2017**

(54) **PAIR OF EARPHONES**

(56) **References Cited**

(71) Applicant: **Sennheiser electronic GmbH & Co. KG, Wedemark (DE)**

U.S. PATENT DOCUMENTS

(72) Inventors: **Rodney Loh Jun Kern, Singapore (SG); Chang Tat Lee, Singapore (SG); Alden Koh, Singapore (SG); Thomas Pierre Rene Tellier, Singapore (SG)**

1,406,510 A	2/1922	Weber	
2,248,837 A *	7/1941	Walters .....	H04R 25/62 181/130
3,440,365 A	4/1969	Bryant et al.	
4,720,857 A	1/1988	Burris et al.	
D316,550 S	4/1991	Sogabe et al.	
D340,932 S	11/1993	Yan et al.	
5,410,608 A	4/1995	Lucey et al.	
D357,921 S	5/1995	Ming-Chin et al.	
D382,874 S	8/1997	Peschke et al.	
D431,553 S	10/2000	Suzuki et al.	
D459,342 S *	6/2002	Marion .....	D14/223

(73) Assignee: **Sennheiser electronic GmbH & Co. KG, Wedemark (DE)**

(\*\*) Term: **15 Years**

(Continued)

(21) Appl. No.: **29/561,362**

*Primary Examiner* — Paula Allen Greene

(22) Filed: **Apr. 15, 2016**

(74) *Attorney, Agent, or Firm* — Haug Partners LLP

**Related U.S. Application Data**

(62) Division of application No. 29/519,004, filed on Mar. 2, 2015, now Pat. No. Des. 774,489.

(57) **CLAIM**

The ornamental design for a pair of earphones, as shown and described.

(30) **Foreign Application Priority Data**

Sep. 3, 2014	(EM) .....	002530527-0001
Sep. 3, 2014	(EM) .....	002530527-0004
Sep. 3, 2014	(EM) .....	002530527-0008
Sep. 3, 2014	(EM) .....	002530527-0013

**DESCRIPTION**

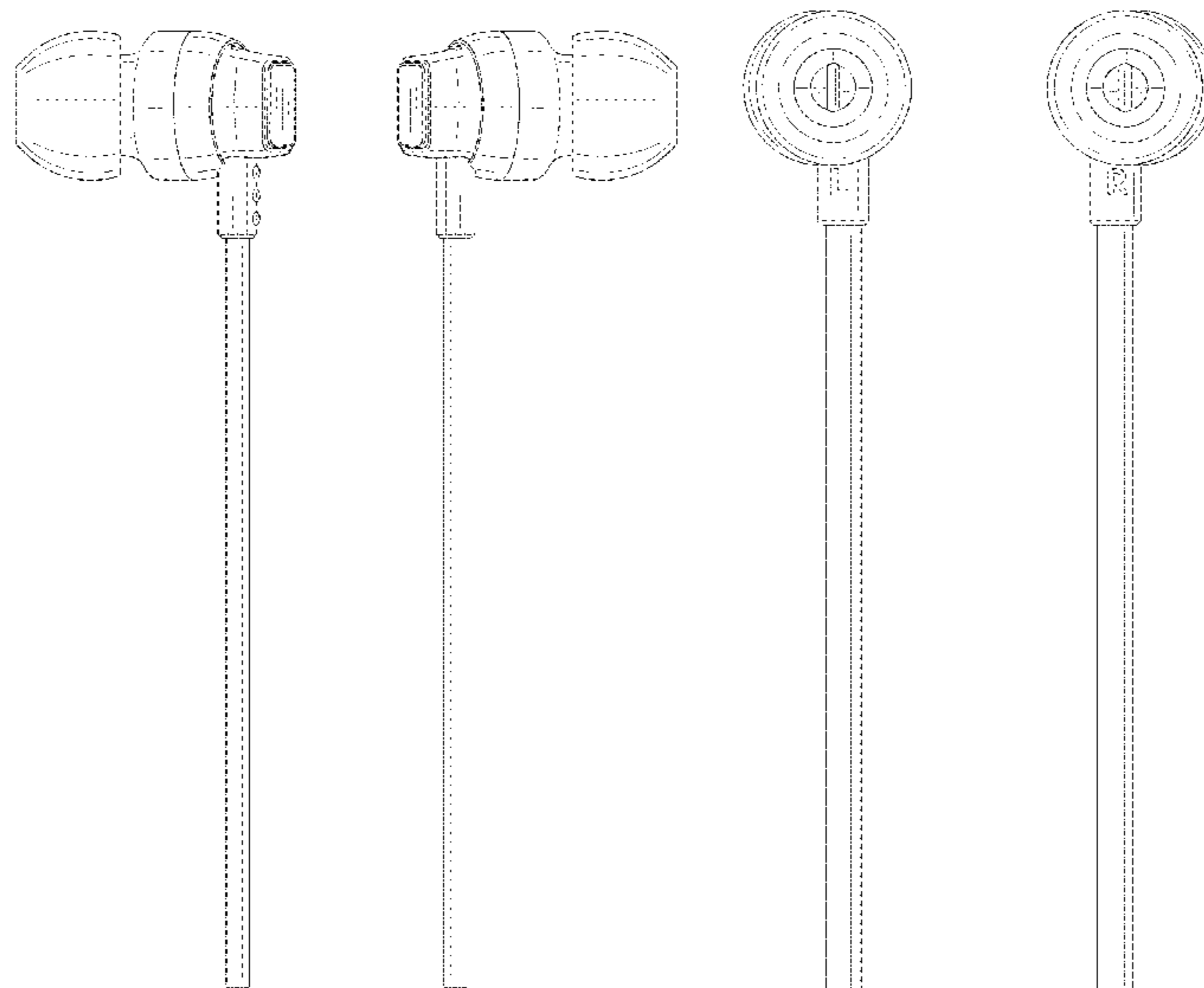
(51) **LOC (10) Cl.** ..... **14-01**

(52) **U.S. Cl.**  
USPC ..... **D14/205; D14/223**

(58) **Field of Classification Search**  
USPC ..... D14/205, 223; 181/129, 130, 135;  
379/430, 431; 381/380, 381; 455/90.3,  
455/575.1, 569.1  
CPC ..... H04R 1/10; H04R 1/1066; H04R 1/1016;  
H04R 25/00; H04R 1/1091  
See application file for complete search history.

FIG. 1 is an isometric view of the pair of earphones in accordance with an embodiment of the invention.  
FIG. 2 is a left side view of the pair of earphones in accordance with an embodiment of the invention.  
FIG. 3 is a rear side view of the pair of earphones in accordance with an embodiment of the invention.  
FIG. 4 is a right side view of the pair of earphones in accordance with an embodiment of the invention.  
FIG. 5 is a front side view of the pair of earphones in accordance with an embodiment of the invention.  
FIG. 6 is a top view of the pair of earphones in accordance with an embodiment of the invention; and,  
FIG. 7 is a bottom view of the pair of earphones in accordance with an embodiment of the invention.  
The broken lines shown in the figures are for the purpose of illustrating structure that forms no part of the claimed design.

**1 Claim, 7 Drawing Sheets**



(56)

References Cited

U.S. PATENT DOCUMENTS

D485,548 S	1/2004	Obata	
D550,657 S	9/2007	Gan et al.	
D554,109 S	10/2007	Ledbetter et al.	
D555,152 S	11/2007	Wang	
D566,099 S *	4/2008	Komiyama .....	D14/206
D567,217 S	4/2008	Kamo et al.	
D569,841 S *	5/2008	Chung .....	D14/205
D572,242 S	7/2008	Yang	
D572,703 S *	7/2008	Ledbetter .....	D14/205
D583,800 S *	12/2008	Jaakkola .....	D14/205
D584,283 S *	1/2009	Soetejo .....	D14/205
D591,264 S	4/2009	Hong et al.	
D591,721 S	5/2009	Densho	
D594,443 S *	6/2009	Lee .....	D14/223
7,551,748 B2	6/2009	Kamo et al.	
D598,894 S	8/2009	Masuda et al.	
D599,778 S	9/2009	Ando	
D605,170 S *	12/2009	Keinanen .....	D14/205
D605,628 S	12/2009	Ando	
D614,168 S	4/2010	Rogers et al.	
D619,122 S	7/2010	Nomura	
D621,389 S	8/2010	Nagayama et al.	
D626,117 S	10/2010	Lowry	
D627,764 S	11/2010	Tsai et al.	
D631,034 S *	1/2011	Yeo .....	D14/205
D632,677 S *	2/2011	Brown .....	D14/223
D637,181 S	5/2011	Fuller et al.	
D642,163 S	7/2011	Lee et al.	
D643,417 S	8/2011	Lee et al.	
D652,822 S *	1/2012	Lee .....	D14/223
D654,056 S *	2/2012	Hoggarth .....	D14/205
D657,780 S	4/2012	Dahlberg	
D660,290 S *	5/2012	Weedon .....	D14/223
D664,951 S	8/2012	Ang et al.	
D673,140 S *	12/2012	Kelly .....	D14/223
D673,531 S	1/2013	Lee et al.	
D676,026 S *	2/2013	Lee .....	D14/223
D683,333 S *	5/2013	Lee .....	D14/223
D697,050 S	1/2014	Thompson et al.	
D700,905 S *	3/2014	Pavitsich .....	D14/223
D702,668 S	4/2014	Narita et al.	
D710,334 S	8/2014	Yang	
D711,356 S	8/2014	Yang	
D711,858 S *	8/2014	Yang .....	D14/223
D716,272 S *	10/2014	Yang .....	D14/223
D718,286 S	11/2014	Yang	
D722,040 S *	2/2015	Tan .....	D14/205
D729,775 S	5/2015	Seo et al.	
D735,699 S *	8/2015	Yasuda .....	D14/223
D760,189 S *	6/2016	Loh Jun Kern .....	D14/205
D764,445 S *	8/2016	Czaniecki .....	D14/223
D774,489 S *	12/2016	Loh Jun Kern .....	D14/205
2007/0098201 A1	5/2007	Chen	
2017/0134845 A1 *	5/2017	Milam .....	H04R 1/1041

\* cited by examiner

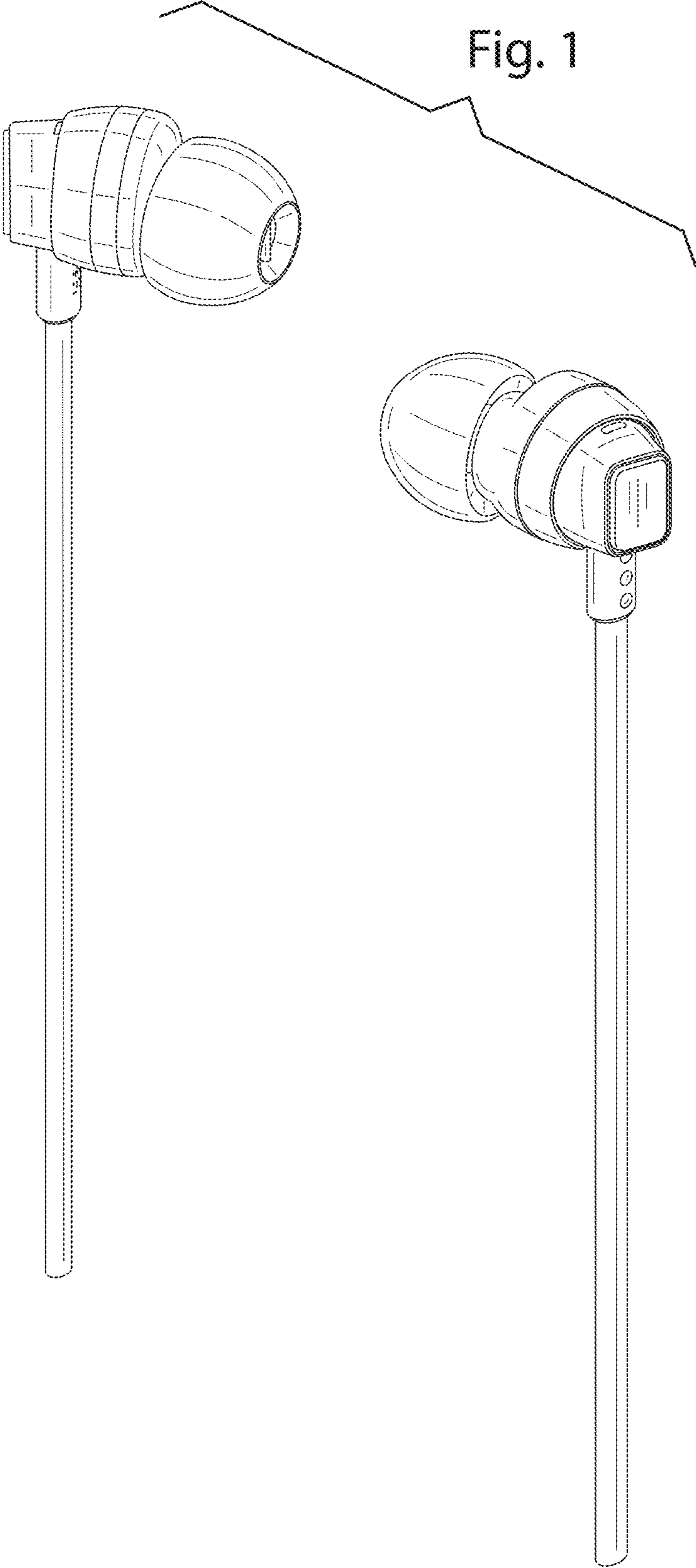


Fig. 2

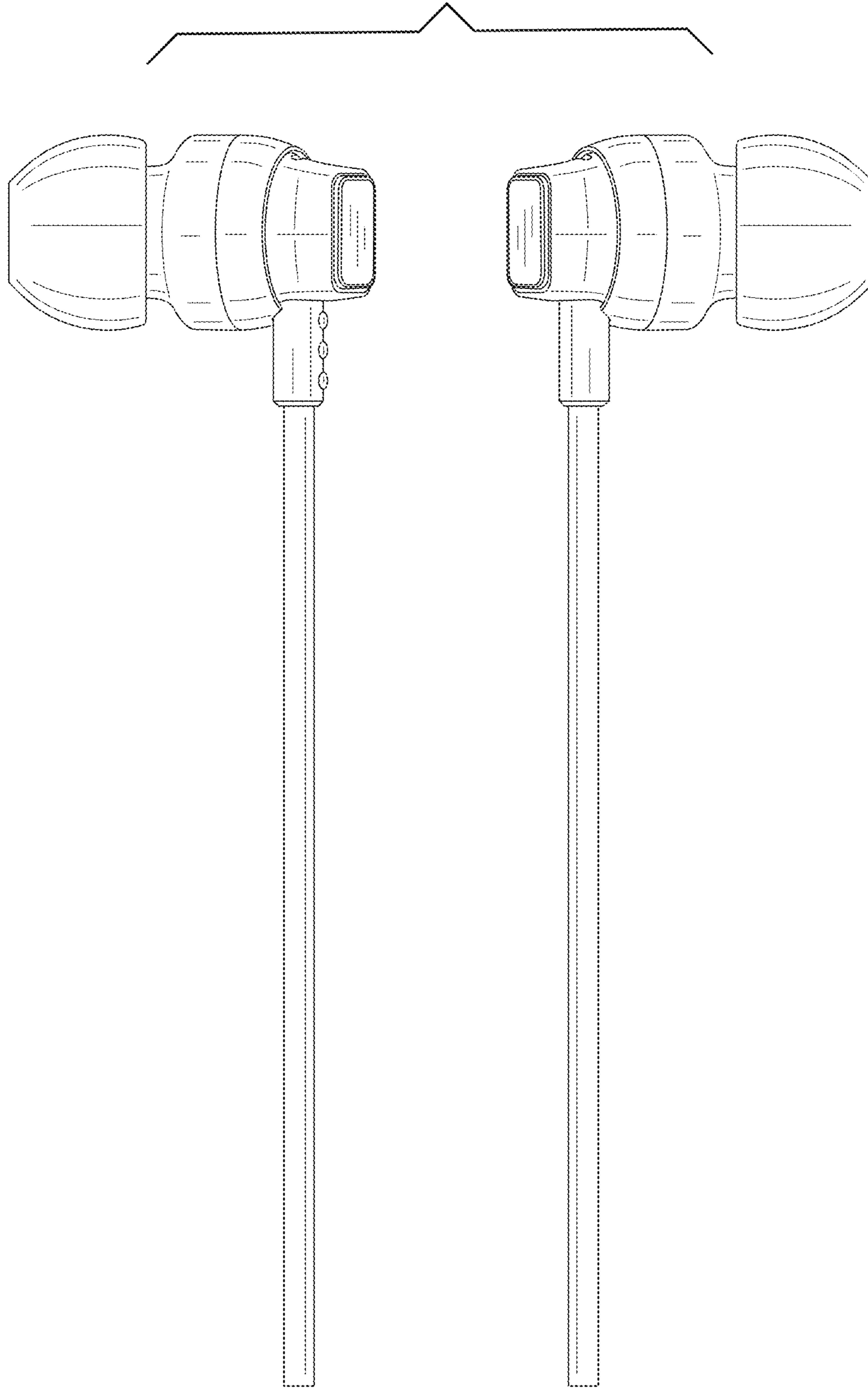


Fig. 3




Fig. 4

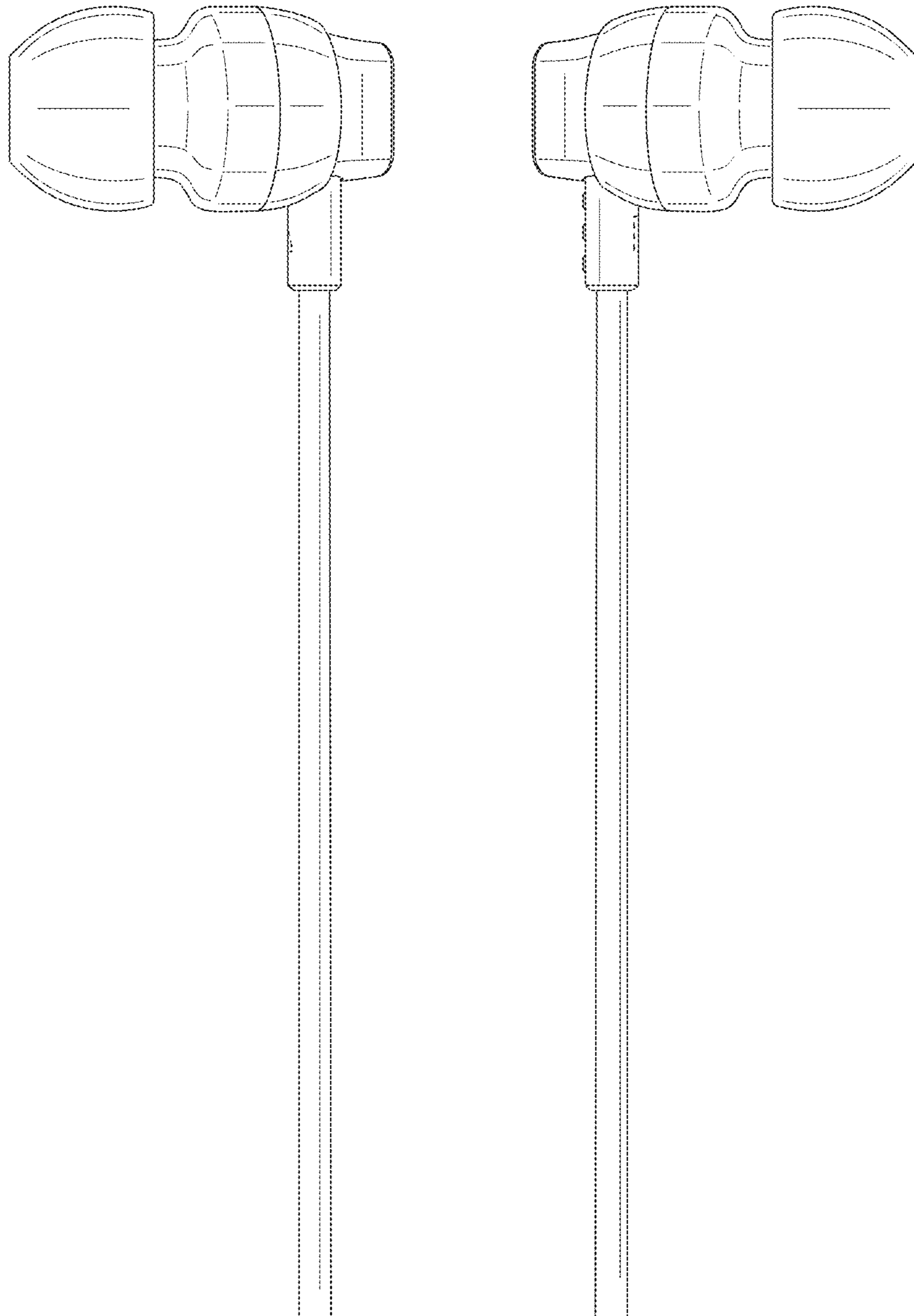


Fig. 5




Fig. 6

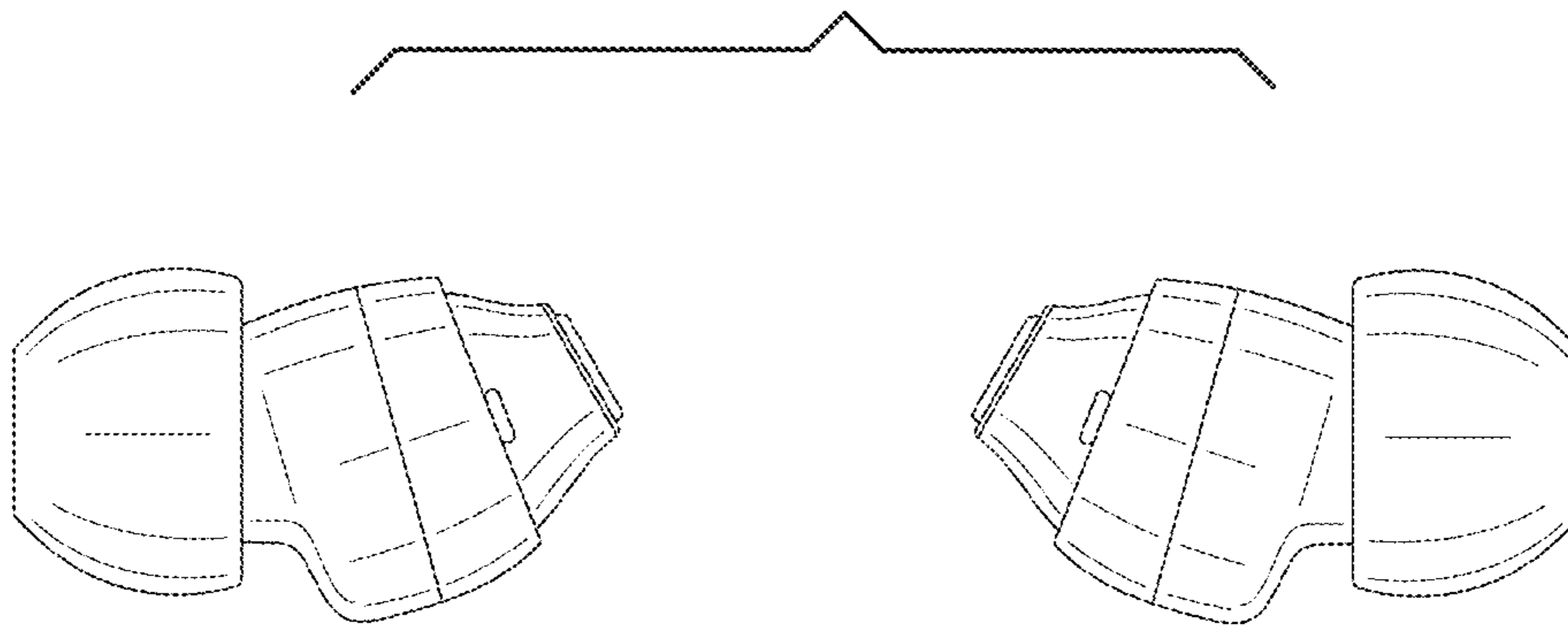




Fig. 7

