



US00D803148S

(12) **United States Design Patent**
Hayashi

(10) **Patent No.:** **US D803,148 S**

(45) **Date of Patent:** **** Nov. 21, 2017**

(54) **TIRE TREAD**

(71) Applicant: **BRIDGESTONE CORPORATION**,
Tokyo (JP)

(72) Inventor: **Shintaro Hayashi**, Tokyo (JP)

(73) Assignee: **BRIDGESTONE CORPORATION**,
Chuo-ku, Tokyo (JP)

(**) Term: **15 Years**

(21) Appl. No.: **29/574,690**

(22) Filed: **Aug. 18, 2016**

(30) **Foreign Application Priority Data**

Feb. 19, 2016 (JP) 2016-003634

(51) **LOC (10) Cl.** **12-15**

(52) **U.S. Cl.**
USPC **D12/521**

(58) **Field of Classification Search**
USPC D12/505, 519, 521-523, 531-532
CPC B60C 1/0016; B60C 3/06; B60C 9/17;
B60C 11/0306; B60C 11/0302; B60C
11/11; B60C 2011/0346; B60C
2011/0365; B60C 2011/0369; B60C
2011/0381

See application file for complete search history.

(56) **References Cited**

U.S. PATENT DOCUMENTS

D639,722 S * 6/2011 Sieber D12/514
D689,430 S * 9/2013 Fontaine D12/514
D721,641 S * 1/2015 Sieber D12/588
D781,775 S * 3/2017 Hayashi D12/523
D784,910 S * 4/2017 Hayashi D12/521
D784,911 S * 4/2017 Hayashi D12/521

D784,912 S * 4/2017 Hayashi D12/521
D785,544 S * 5/2017 Hayashi D12/521
D786,176 S * 5/2017 Colletti D12/521
D789,279 S * 6/2017 Hayashi D12/523
D790,442 S * 6/2017 Seii D12/529

FOREIGN PATENT DOCUMENTS

KR 30-0762909 S 10/2014
KR 30-0804374 S 7/2015

OTHER PUBLICATIONS

Japanese Office Action for counterpart Japanese Design Application
No. 2016-003634 dated Jul. 26, 2016.

* cited by examiner

Primary Examiner — Barbara Fox

Assistant Examiner — Messina L Smith

(74) *Attorney, Agent, or Firm* — Sughrue Mion, PLLC

(57) **CLAIM**

The ornamental design for a tire tread, as shown and
described.

DESCRIPTION

FIG. 1 is a perspective view of a tire tread showing my
design;
FIG. 2 is a front view thereof;
FIG. 3 is a top view thereof;
FIG. 4 is a right side view thereof;
FIG. 5 is a left side view thereof;
FIG. 6 is a fragmentary enlarged front view showing the
details of the tread thereof;
FIG. 7 is a section view taken along line 7-7 in FIG. 6; and,
FIG. 8 is a section view taken along line 8-8 in FIG. 6.
The broken lines are used to show unclaimed environment,
and thus form no part of the claimed design.

1 Claim, 8 Drawing Sheets


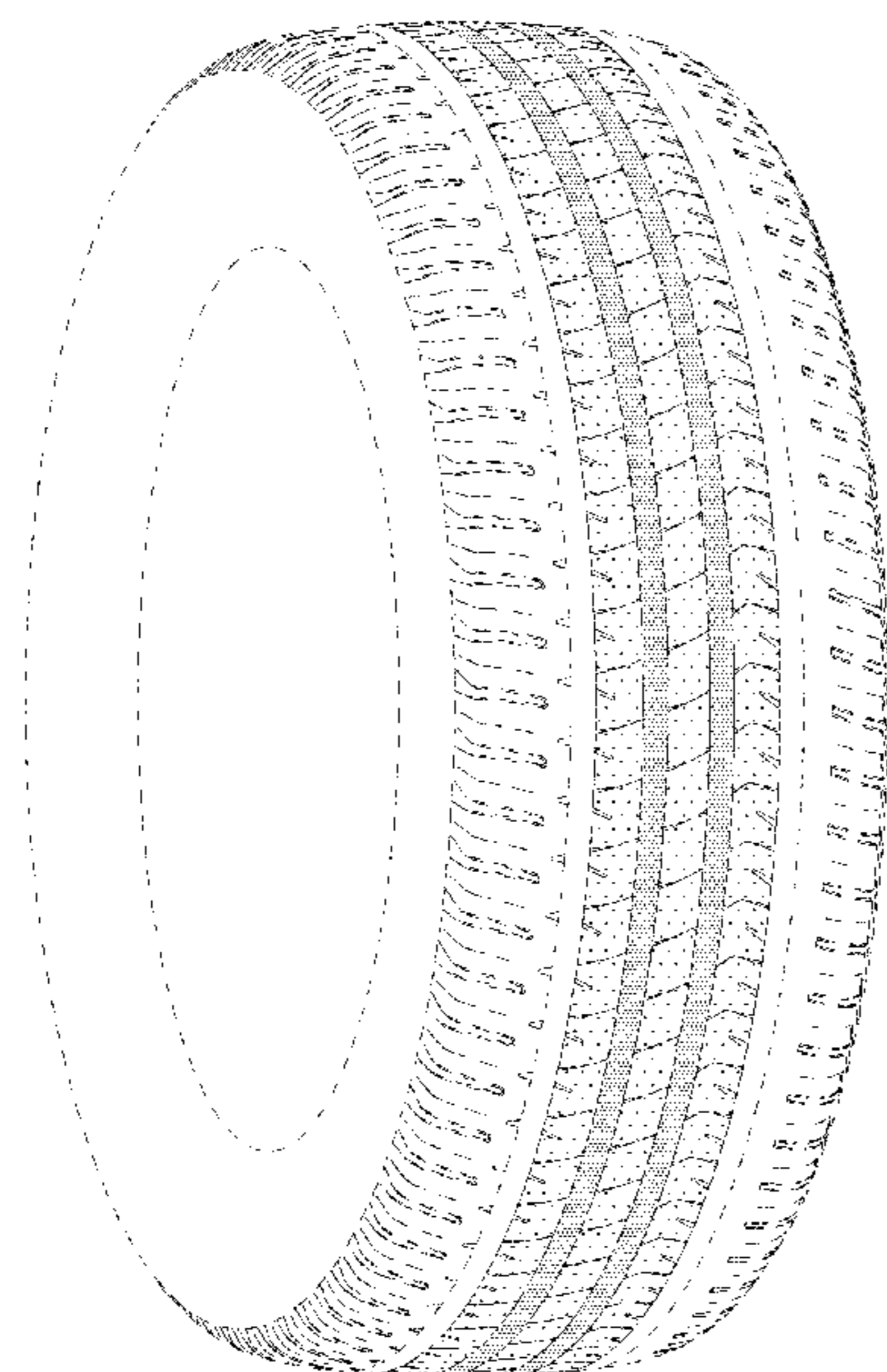


FIG. 1

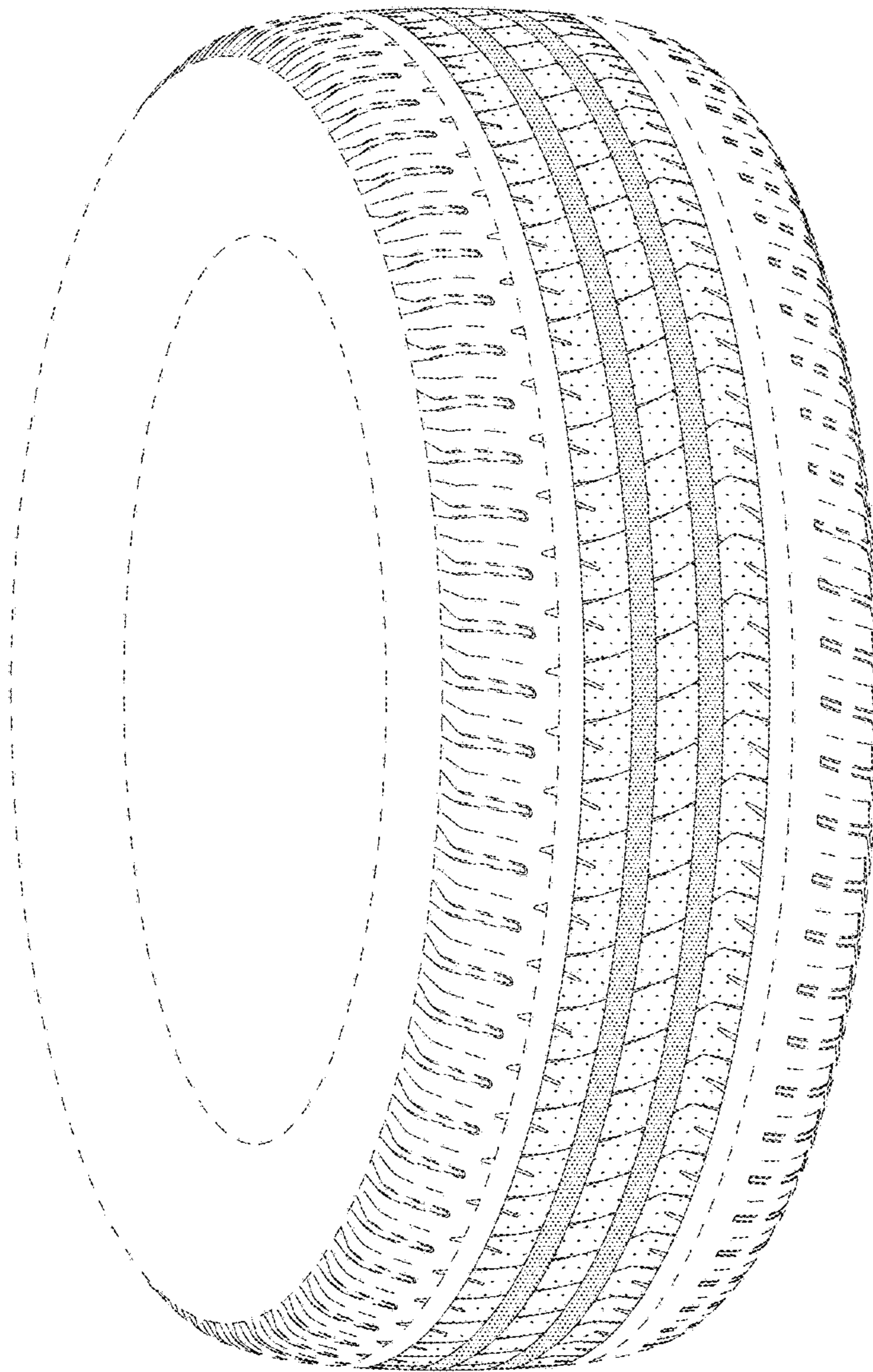


FIG. 2




FIG. 3

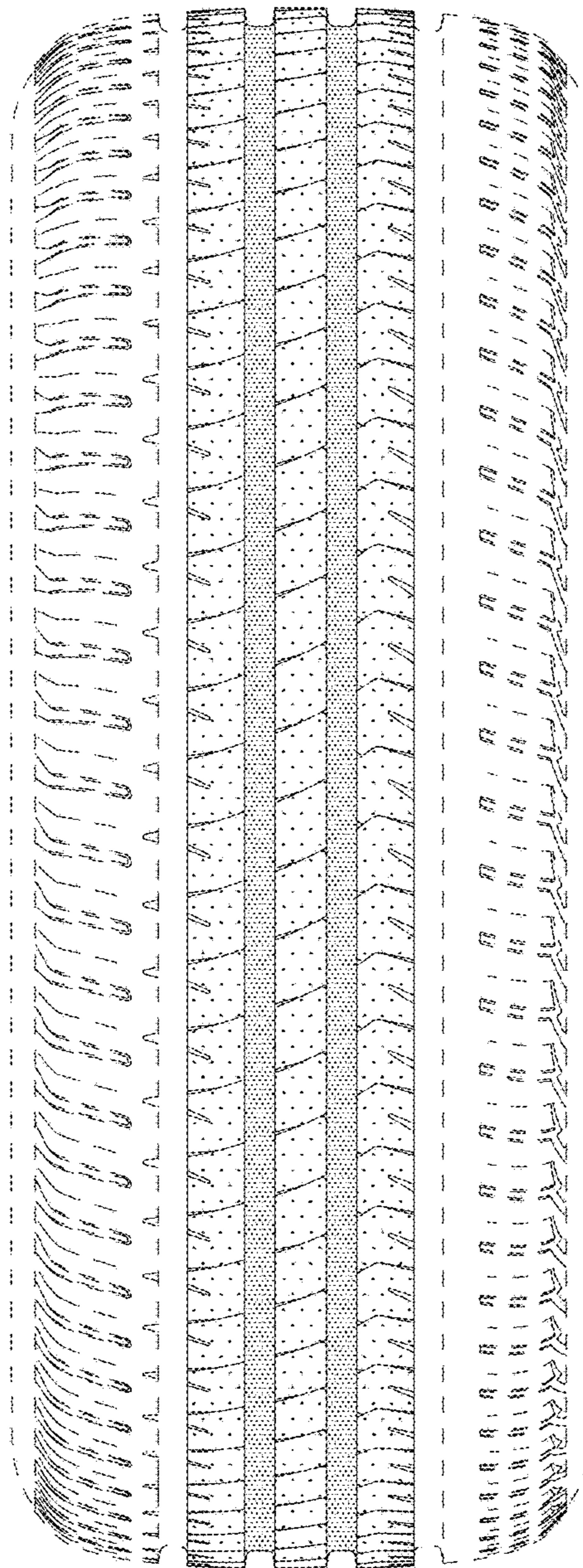


FIG. 4




FIG. 5

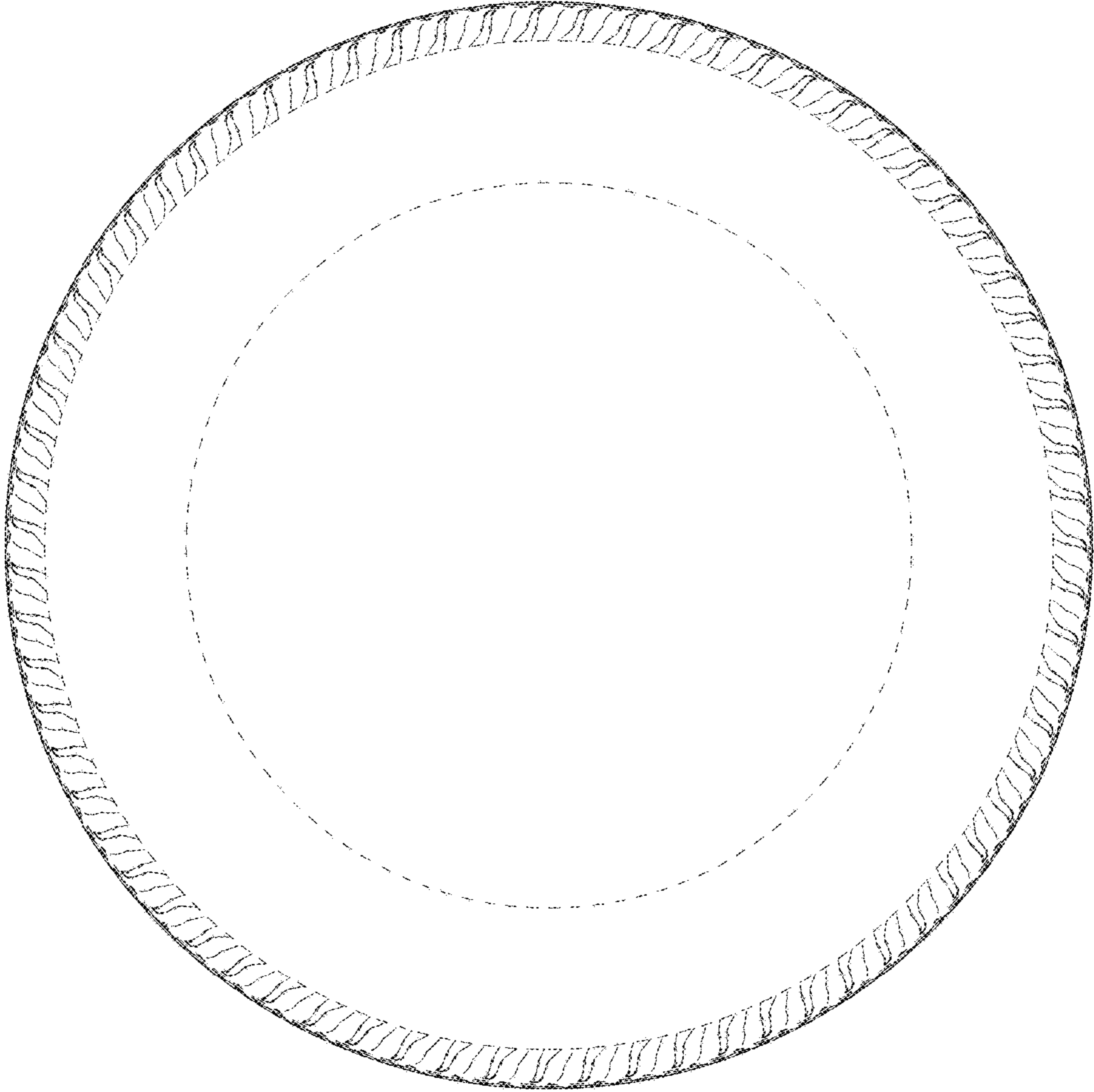


FIG. 6

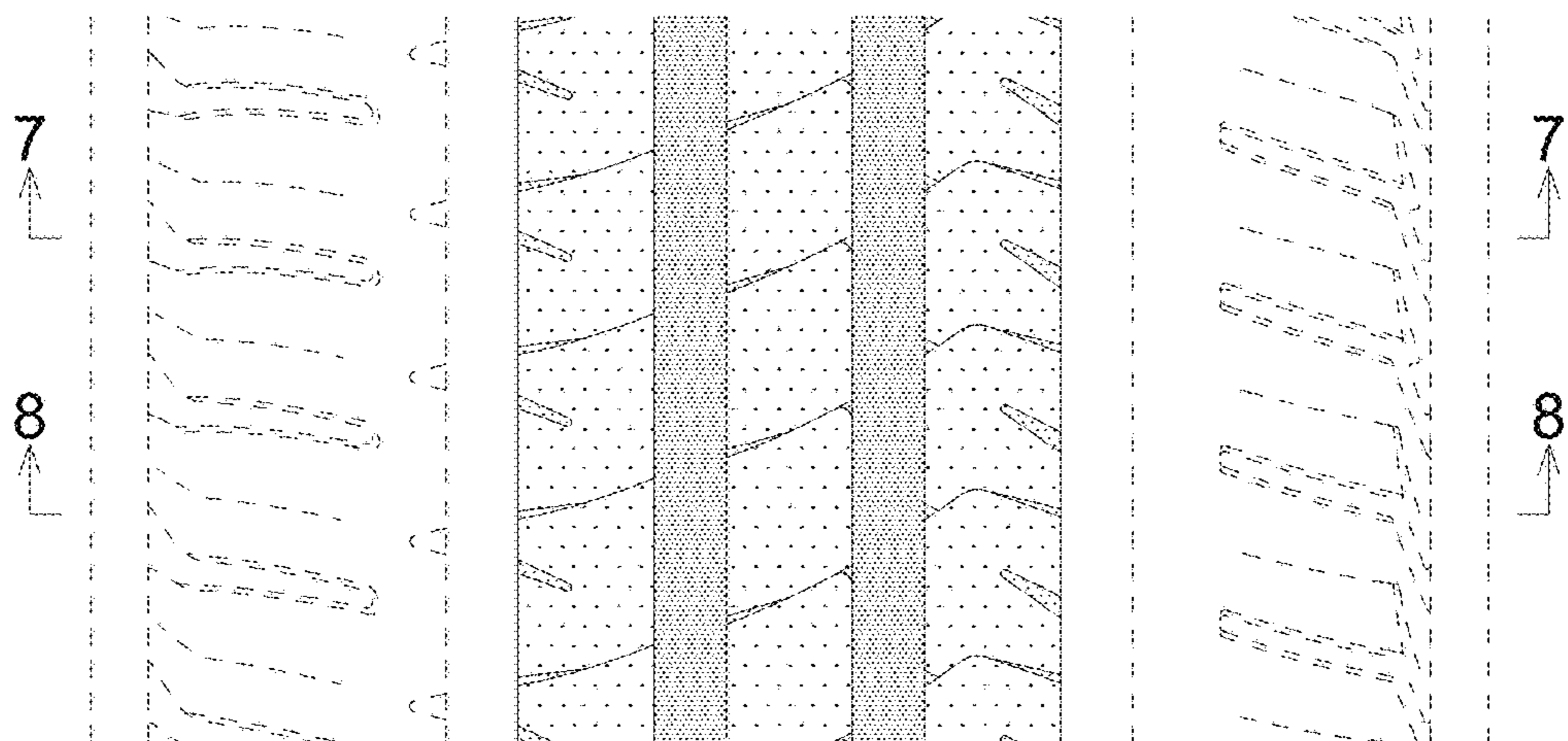


FIG. 7

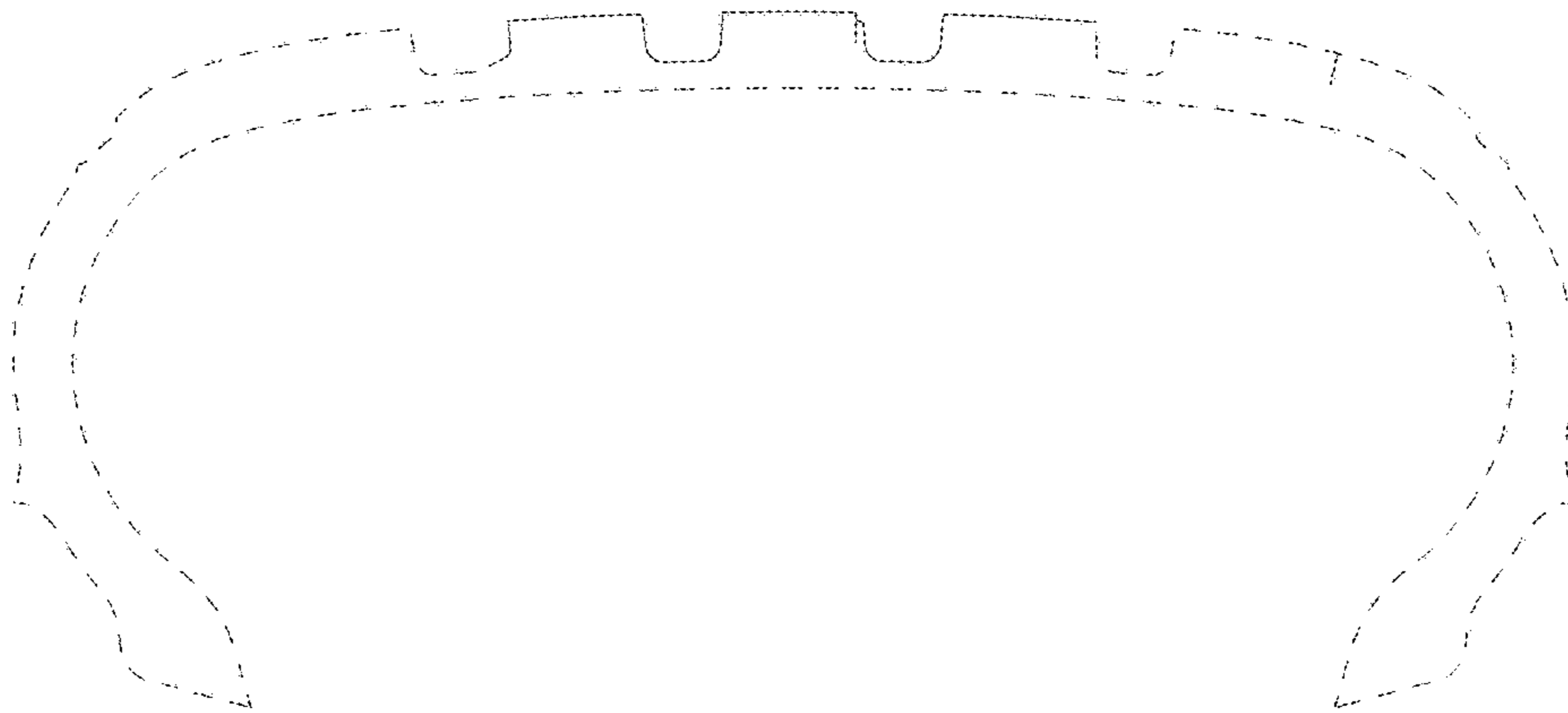


FIG. 8

