



US00D803146S

(12) **United States Design Patent**
Kim et al.

(10) **Patent No.:** **US D803,146 S**

(45) **Date of Patent:** **** Nov. 21, 2017**

- (54) **VEHICLE TYRE**
- (71) Applicants: **KUMHO TIRE CO., INC.**,
Gyeonggi-Do (KR); **THE**
YOKOHAMA RUBBER CO., LTD.,
Tokyo (JP)
- (72) Inventors: **Kee-Woon Kim**, Yognin-si (KR);
Chang-Jung Park, Yognin-si (KR);
Michio Shimizu, Tokyo (JP); **Hiroshi**
Hata, Tokyo (JP); **Jun Matsuda**, Tokyo
(JP)

- 7,147,026 B2 * 12/2006 Matsumoto B60C 13/001
152/523
- 7,409,975 B2 * 8/2008 Wallet B60C 13/001
152/523
- D662,466 S * 6/2012 Takano D12/605
- D740,747 S * 10/2015 Sato D12/605
- D750,554 S * 3/2016 Iwabuchi D12/605
- D754,596 S * 4/2016 Tokizaki D12/605
- D768,064 S * 10/2016 Kuwano D12/605
- D768,067 S * 10/2016 Kuwano D12/605

(Continued)

Primary Examiner — Michael A Pratt

(**) Term: **15 Years**

(21) Appl. No.: **35/500,839**

(22) Filed: **Oct. 19, 2015**

(80) **Hague Agreement Data**

Int. Filing Date: **Oct. 19, 2015**

Int. Reg. No.: **DM/089182**

Int. Reg. Date: **Oct. 19, 2015**

Int. Reg. Pub. Date: **Apr. 22, 2016**

(51) **LOC (10) Cl.** **12-15**

(52) **U.S. Cl.**
USPC **D12/500**

(58) **Field of Classification Search**

USPC D12/604–605

CPC . B60C 11/00; B60C 2200/06; B60C 11/0323;

B60C 11/1236; B60C 11/0304; B60C

11/0306; B60C 11/0332; B60C 11/1307;

B60C 13/00; B60C 13/02; B60C

2011/0341; B60C 2011/0346; B60C

2011/1338; B60C 11/0309; B60C 11/125

See application file for complete search history.

(56) **References Cited**

U.S. PATENT DOCUMENTS

5,303,758 A * 4/1994 Clementz B60C 13/001
152/523

D509,179 S * 9/2005 Ibaraki D12/501

(57) **CLAIM**

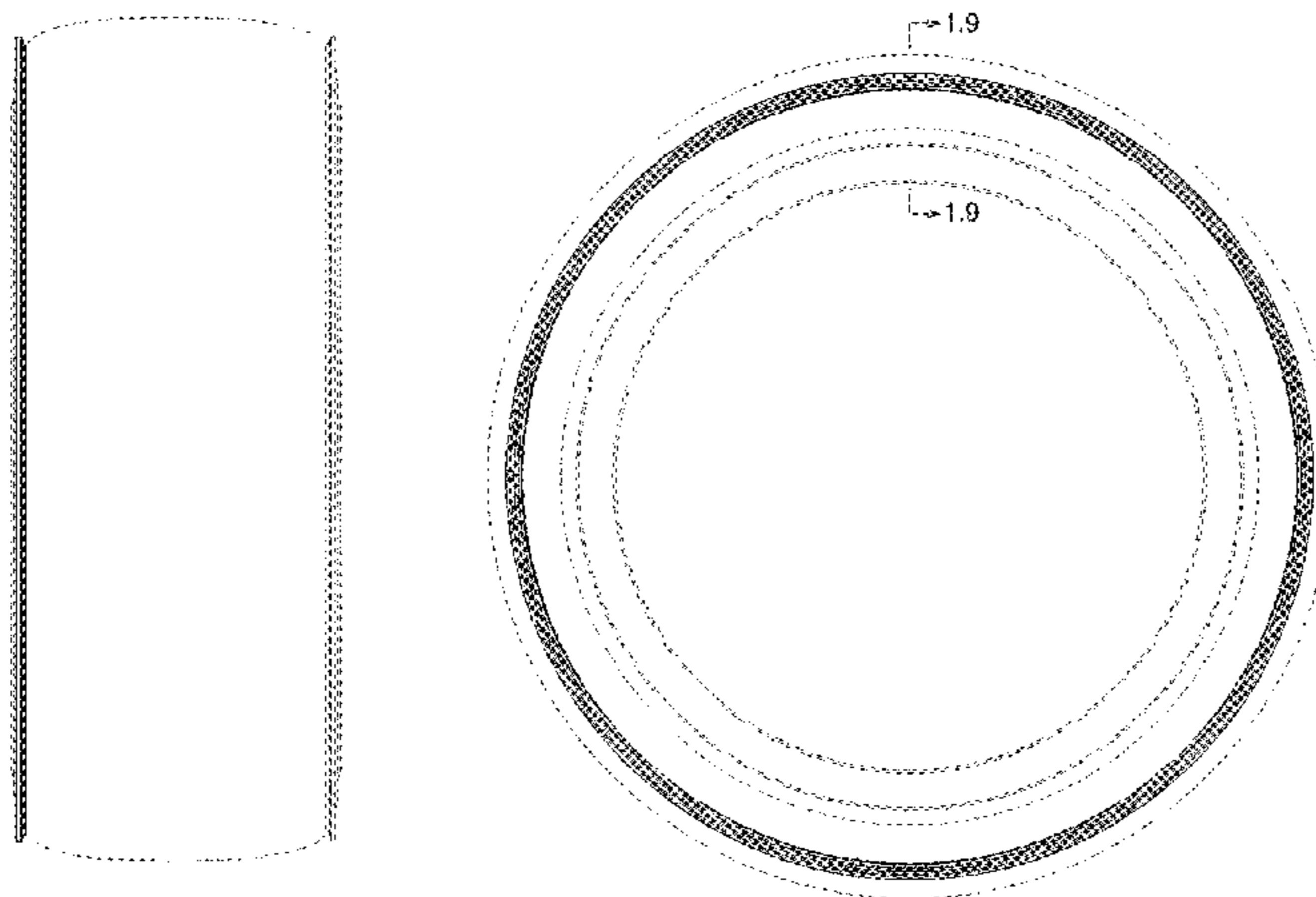
The ornamental design for a vehicle tyre, as shown and described.

DESCRIPTION

- 1. Vehicle tyre
- 1.1 : Back
- 1.2 : Front
- 1.3 : Bottom
- 1.4 : Perspective
- 1.5 : Top
- 1.6 : Left
- 1.7 : Enlarged top view wherein the area of enlargement is identified by the broken-line region 1.7 within Reproduction 1.5
- 1.8 : Right
- 1.9 : Transverse section view taken along line 1.9-1.9 in Reproduction 1.8
- 1.10 : Enlarged transverse section view, wherein the area of enlargement is shown in the broken-line region 1.10 within Reproduction 1.9
- 1.11 : Perspective view of the enlarged section view shown in Reproduction 1.10

The present design relates to a tyre for vehicle; the broken lines showing the remainder of the tyre are for environmental purposes only and form no part of the claimed design.

1 Claim, 11 Drawing Sheets



(56)


References Cited

U.S. PATENT DOCUMENTS


D768,564 S * 10/2016 Kuwano D12/605
D769,181 S * 10/2016 Sato D12/605

* cited by examiner


1.1



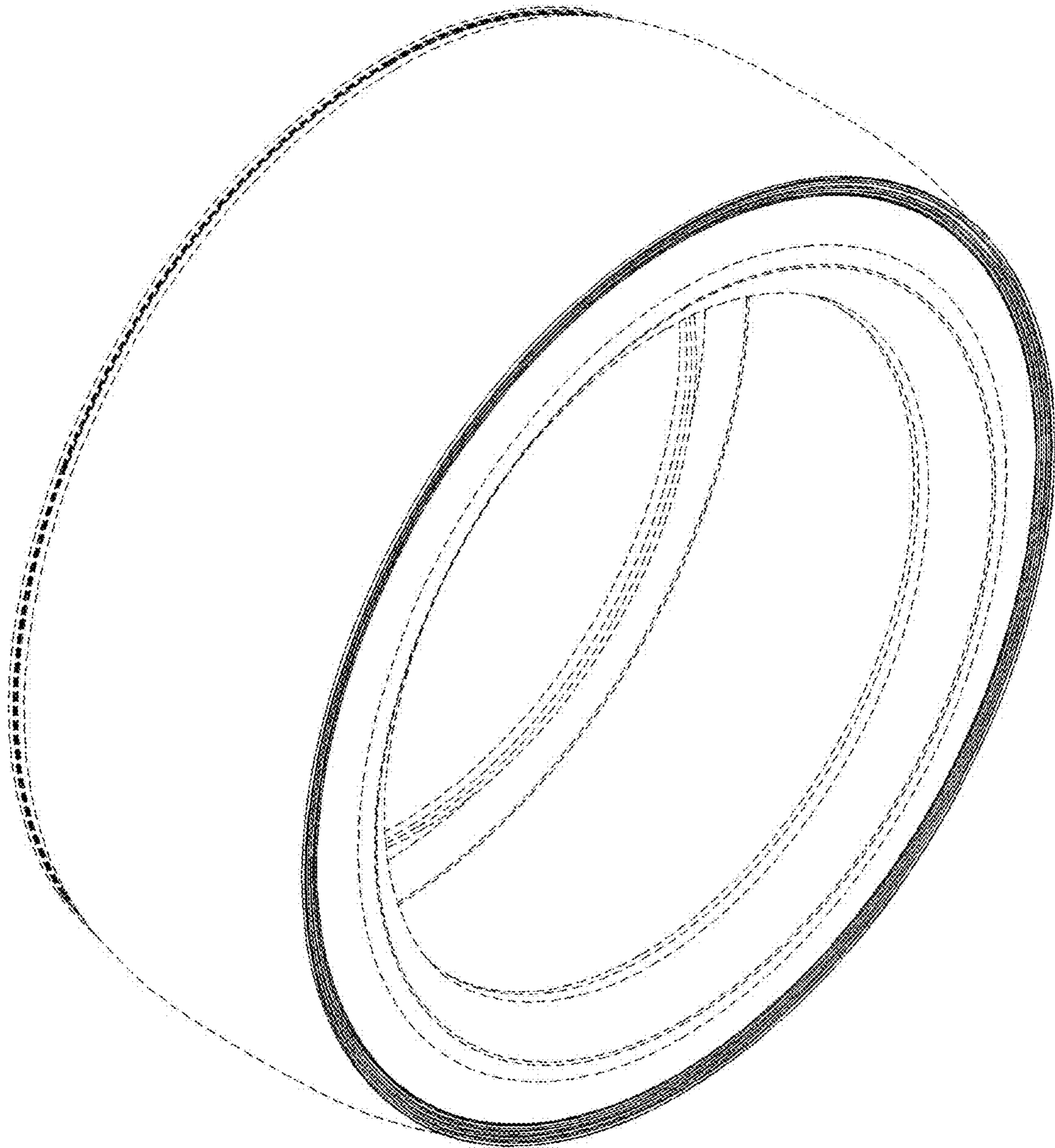
1.2




1.3



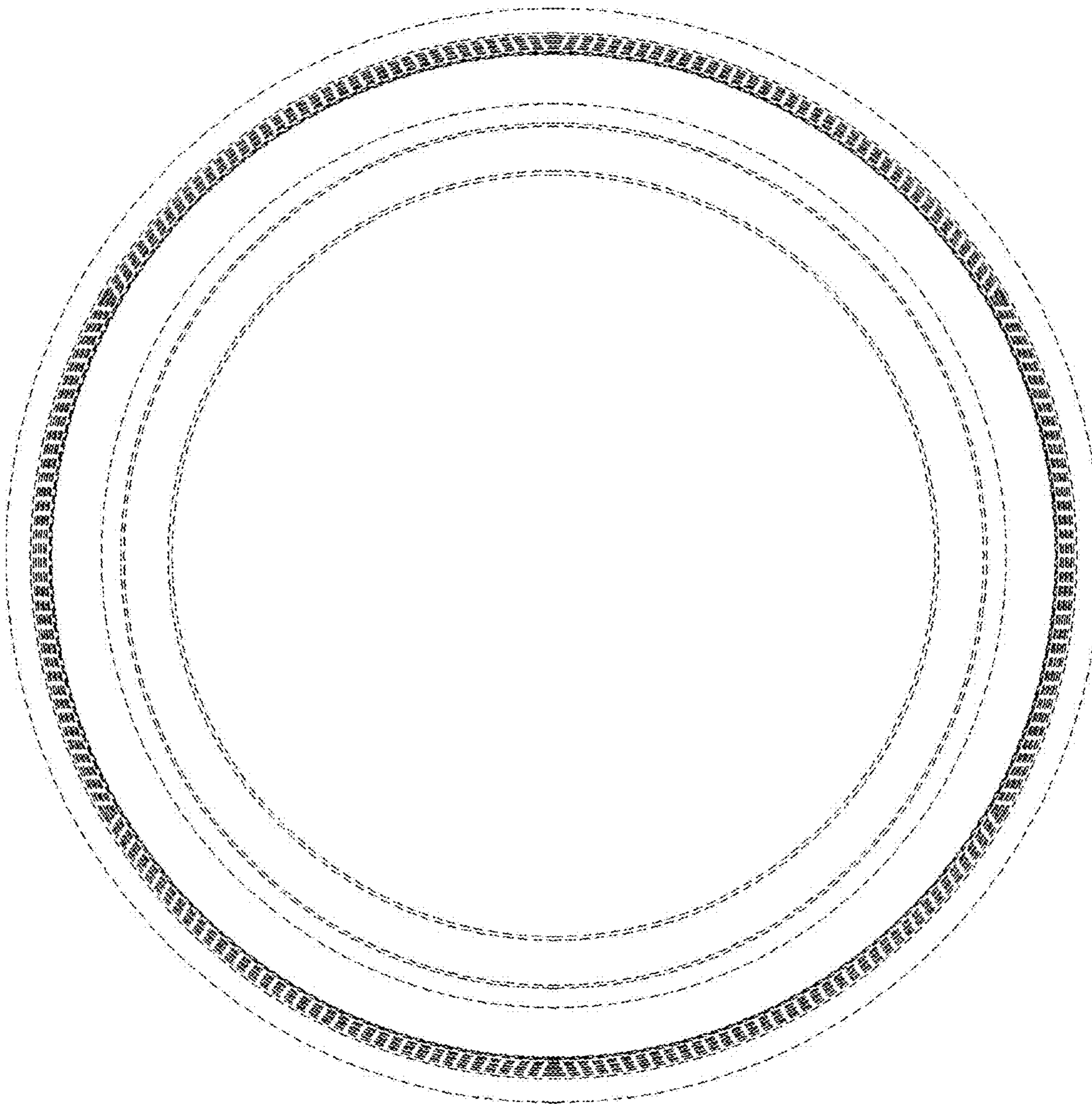
1.4



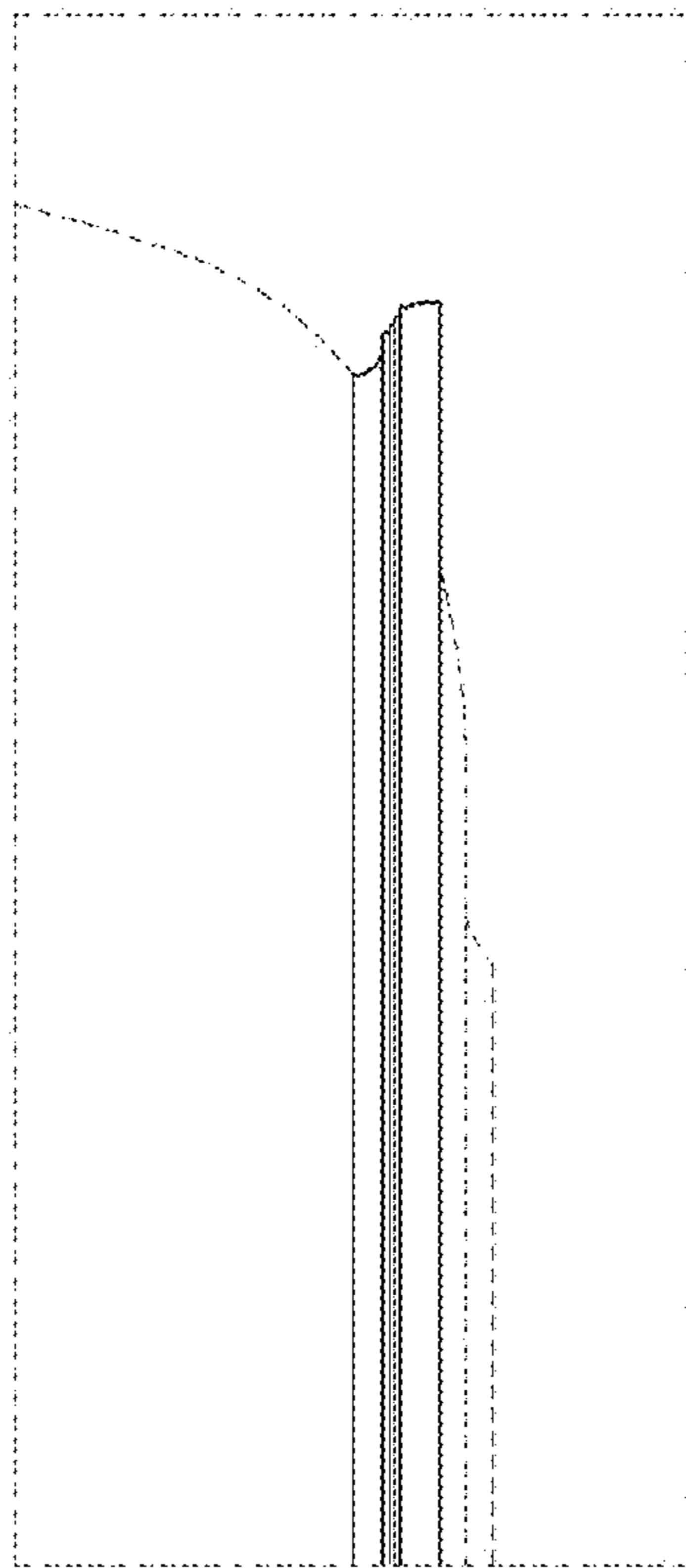
15



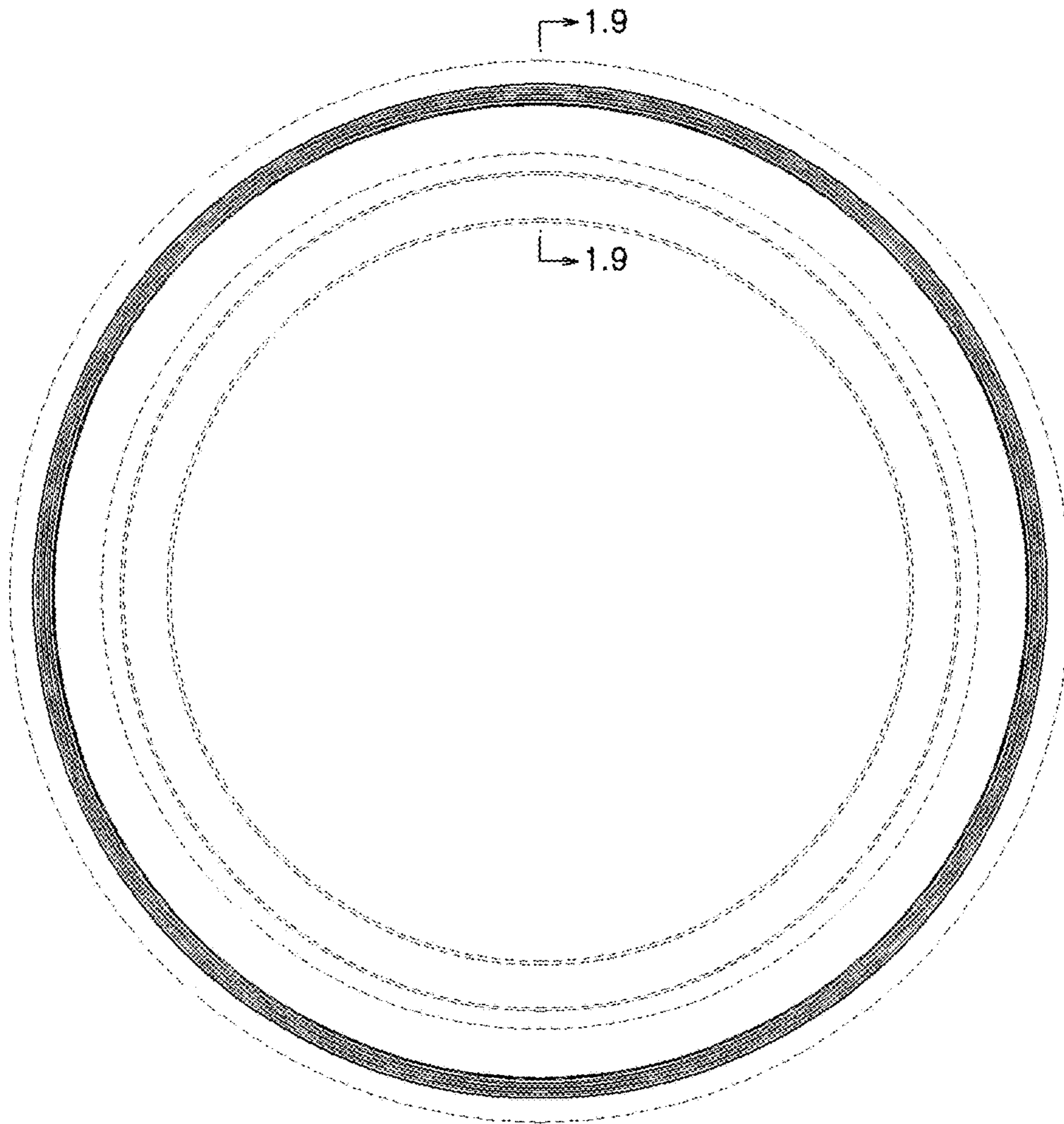
1.6




1.7



1.8

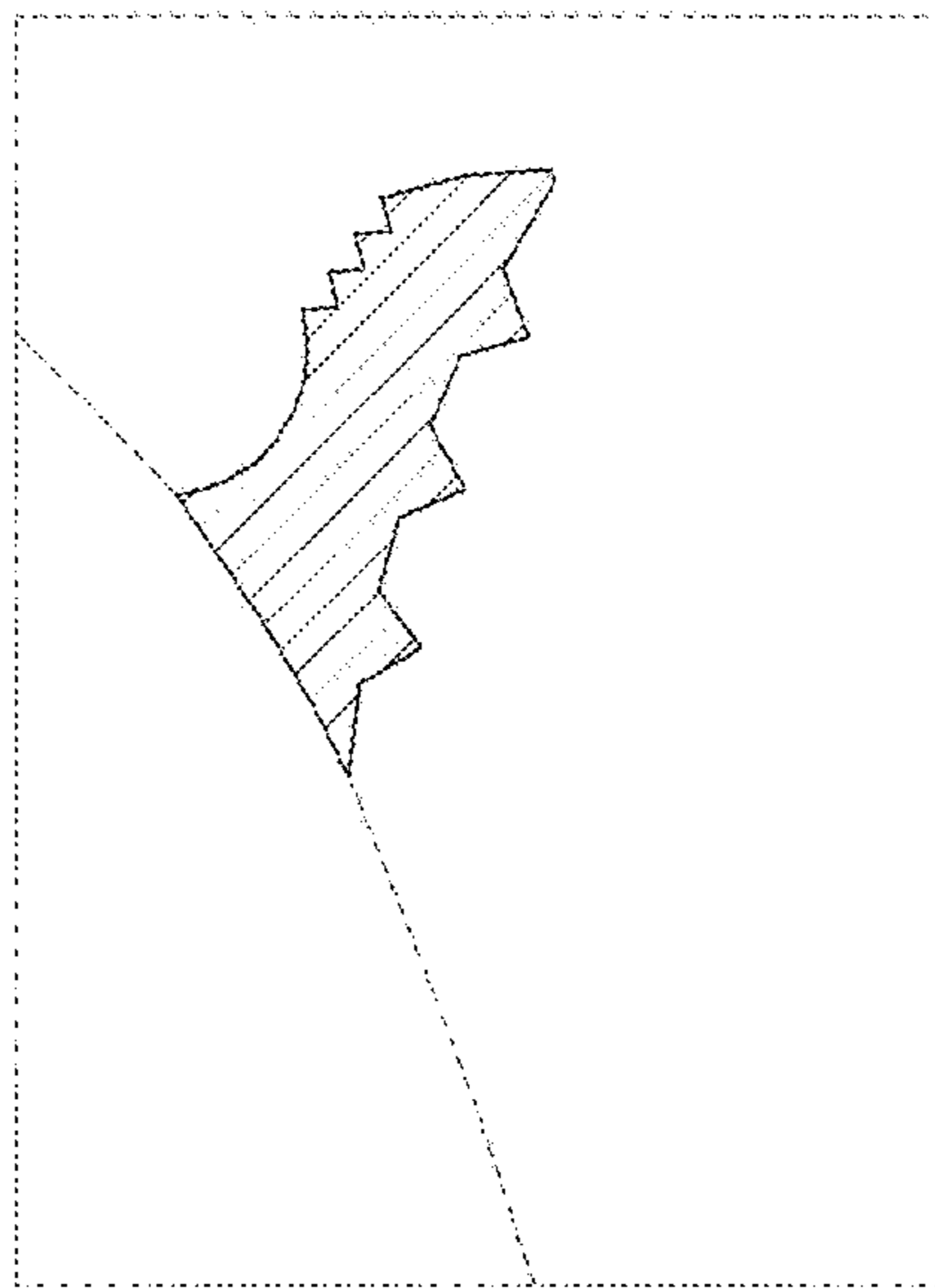


1.9



1.10

1.10



1.11

