



US00D803141S

(12) **United States Design Patent** (10) **Patent No.:** **US D803,141 S**
Peat (45) **Date of Patent:** **** Nov. 21, 2017**

- (54) **DOUBLE ROOF FOR A VEHICLE**
- (71) Applicant: **Jaguar Land Rover Limited**, Whitley, Coventry (GB)
- (72) Inventor: **Anthony Peat**, Coventry (GB)
- (73) Assignee: **Jaguar Land Rover Limited**, Whitley, Coventry (GB)
- (**) Term: **15 Years**
- (21) Appl. No.: **29/579,542**
- (22) Filed: **Sep. 30, 2016**

- (30) **Foreign Application Priority Data**
Apr. 25, 2016 (EM) 003085992-0001
- (51) **LOC (10) Cl.** **12-16**
- (52) **U.S. Cl.**
USPC **D12/401**
- (58) **Field of Classification Search**
USPC D12/401-405
CPC A47D 15/00; A47C 7/66; A47C 31/00;
A47G 9/068
See application file for complete search history.

- (56) **References Cited**
U.S. PATENT DOCUMENTS
D325,366 S * 4/1992 Mansberger D12/404
D413,096 S * 8/1999 Russke D12/404
D438,840 S * 3/2001 Dowdey D12/404
D476,944 S * 7/2003 Dowdey D12/404
D483,716 S * 12/2003 Dowdey D12/404
D488,121 S * 4/2004 Dowdey D12/404
D496,618 S * 9/2004 Nakajima D12/195
D625,680 S * 10/2010 de Waal D12/404

- D636,719 S * 4/2011 Hinrichs D12/404
- D748,564 S * 2/2016 Frascella D12/404
- D786,173 S * 5/2017 Peat D12/404

* cited by examiner

Primary Examiner — Katrina A Betton
(74) *Attorney, Agent, or Firm* — Wood Herron & Evans LLP


(57) **CLAIM**

The ornamental design for a double roof for a vehicle, as shown and described.

DESCRIPTION

FIG. 1 is a left front (top) perspective view of a double roof for a vehicle according to the present invention.
 FIG. 2 is a left rear (top) perspective view of the double roof for a vehicle shown in FIG. 1.
 FIG. 3 is a right rear (bottom) perspective thereof.
 FIG. 4 is a left front (bottom) perspective thereof.
 FIG. 5 is a front view thereof.
 FIG. 6 is a rear view thereof.
 FIG. 7 is a left side perspective view thereof, the right side perspective view being a mirror image thereof.
 FIG. 8 is a top view thereof; and,
 FIG. 9 is a top view of the double roof for a vehicle shown in FIG. 1, with the double roof for a vehicle shown mounted on a vehicle that is depicted in de-emphasized and halftone portions so as to illustrate the environmental structure for the top of the vehicle. These portions form no part of the claimed invention. More particularly, in FIG. 9, the double roof for a vehicle of the present invention is shown within the broken lines, and any elements shown outside of the broken lines form no part of the claimed invention, but are instead included to show environmental aspects thereof.

1 Claim, 8 Drawing Sheets






FIG. 1




FIG. 2




FIG. 3




FIG. 4




FIG. 5




FIG. 6




FIG. 7




FIG. 8

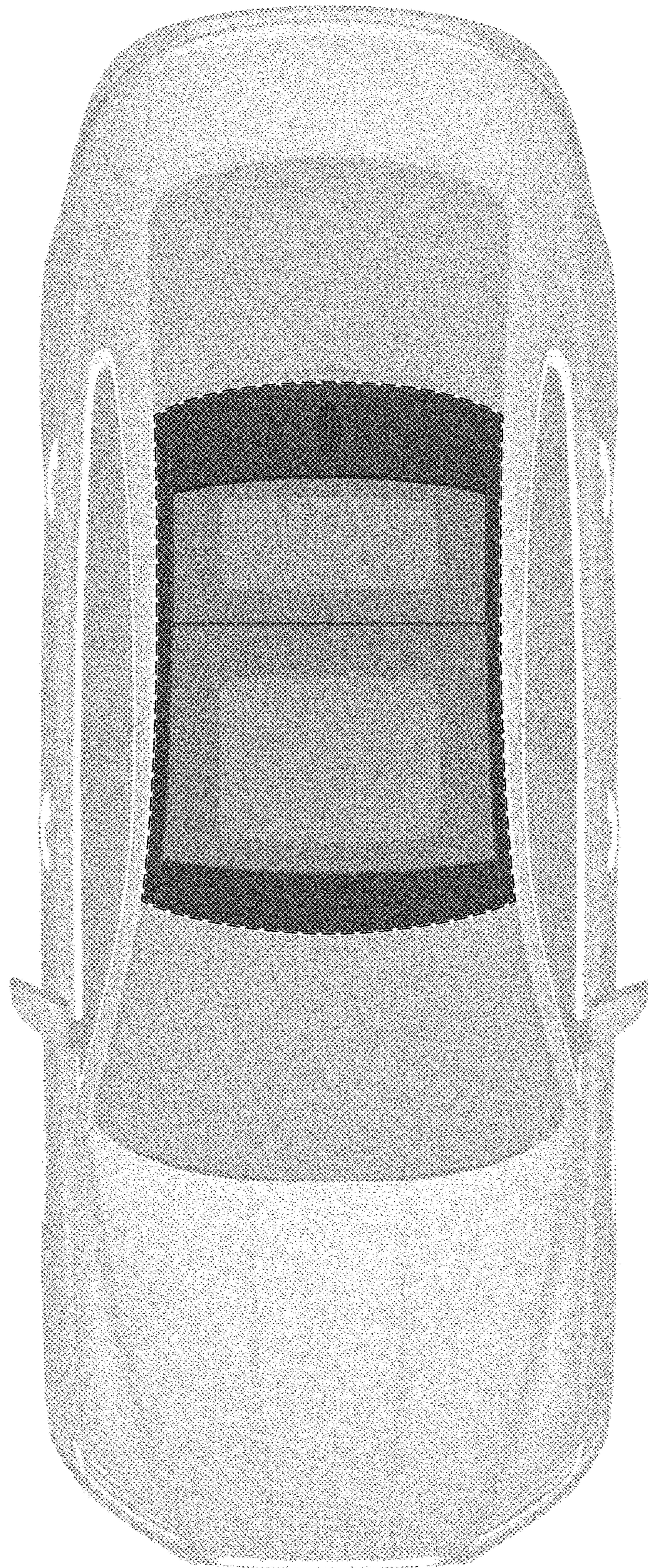


FIG. 9