



US00D803138S

(12) **United States Design Patent** (10) **Patent No.:** **US D803,138 S**
Fretz et al. (45) **Date of Patent:** **** Nov. 21, 2017**

(54) **HUBLOCK**
(71) Applicant: **Warn Industries, Inc.**, Clackamas, OR (US)
(72) Inventors: **Darren G. Fretz**, Oregon City, OR (US); **Mitchell R. Lawson**, Perrysburg, OH (US)
(73) Assignee: **Warn Industries, Inc.**, Clackamas, OR (US)
(**) Term: **15 Years**
(21) Appl. No.: **29/556,799**
(22) Filed: **Mar. 3, 2016**

3,442,361 A 5/1969 Hegar
D361,265 S 8/1995 Doxey
5,520,275 A 5/1996 Foglino
5,597,058 A 1/1997 Ewer
D394,184 S 5/1998 Demore
5,908,080 A 6/1999 Bigley et al.
D477,554 S 7/2003 Keefer et al.
D498,198 S 11/2004 Buma
D508,225 S 8/2005 Scheepers et al.
D679,595 S 4/2013 Stull, Sr. et al.
D684,813 S * 6/2013 Eyal D9/443
D687,755 S 8/2013 Griffin et al.
D696,790 S * 12/2013 Nemeth D9/454
D712,740 S 9/2014 Antal et al.
D717,469 S * 11/2014 Nemeth D9/516
D749,948 S * 2/2016 Groglopo Favetto D9/443

(Continued)

Related U.S. Application Data

(62) Division of application No. 29/448,677, filed on Mar. 13, 2013, now Pat. No. Des. 754,584.
(51) **LOC (10) Cl.** **12-16**
(52) **U.S. Cl.**
USPC **D12/213**
(58) **Field of Classification Search**
USPC D12/204-213, 197; D7/391, 392, 1;
D9/443, 452-454, 435, 503, 516
CPC B60B 7/00; B60B 7/02; B60B 7/04; B60B 7/01;
B60B 7/06; B60B 3/02; B60B 3/04;
B60B 3/06; B60B 3/10; B60B 1/00;
B60B 1/08; B60B 1/10; B60B 1/12;
F16D 11/14; F16D 43/02
See application file for complete search history.

References Cited

U.S. PATENT DOCUMENTS

D123,083 S 10/1940 Guild
2,913,140 A 11/1959 Vuilleminot
D191,039 S 8/1961 Johnson

OTHER PUBLICATIONS

Warn Industries, Inc., "Warn 1979 Dealer Catalog: Off-Road Accessories Built for the Long Run," Available as Early as Jan. 1, 1979, 5 pages.

(Continued)

Primary Examiner — Stacia Cadmus
(74) *Attorney, Agent, or Firm* — McCoy Russell LLP

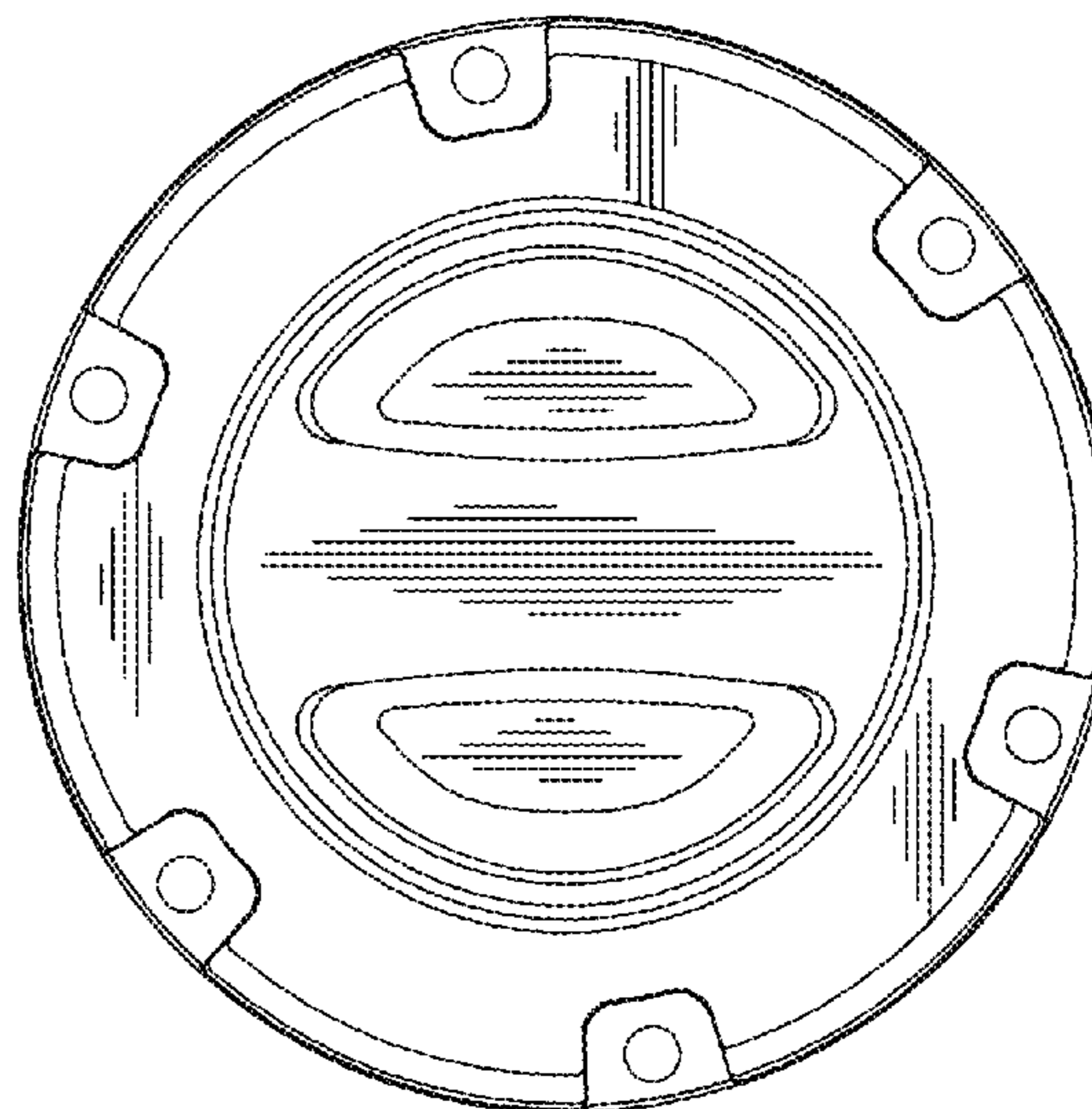
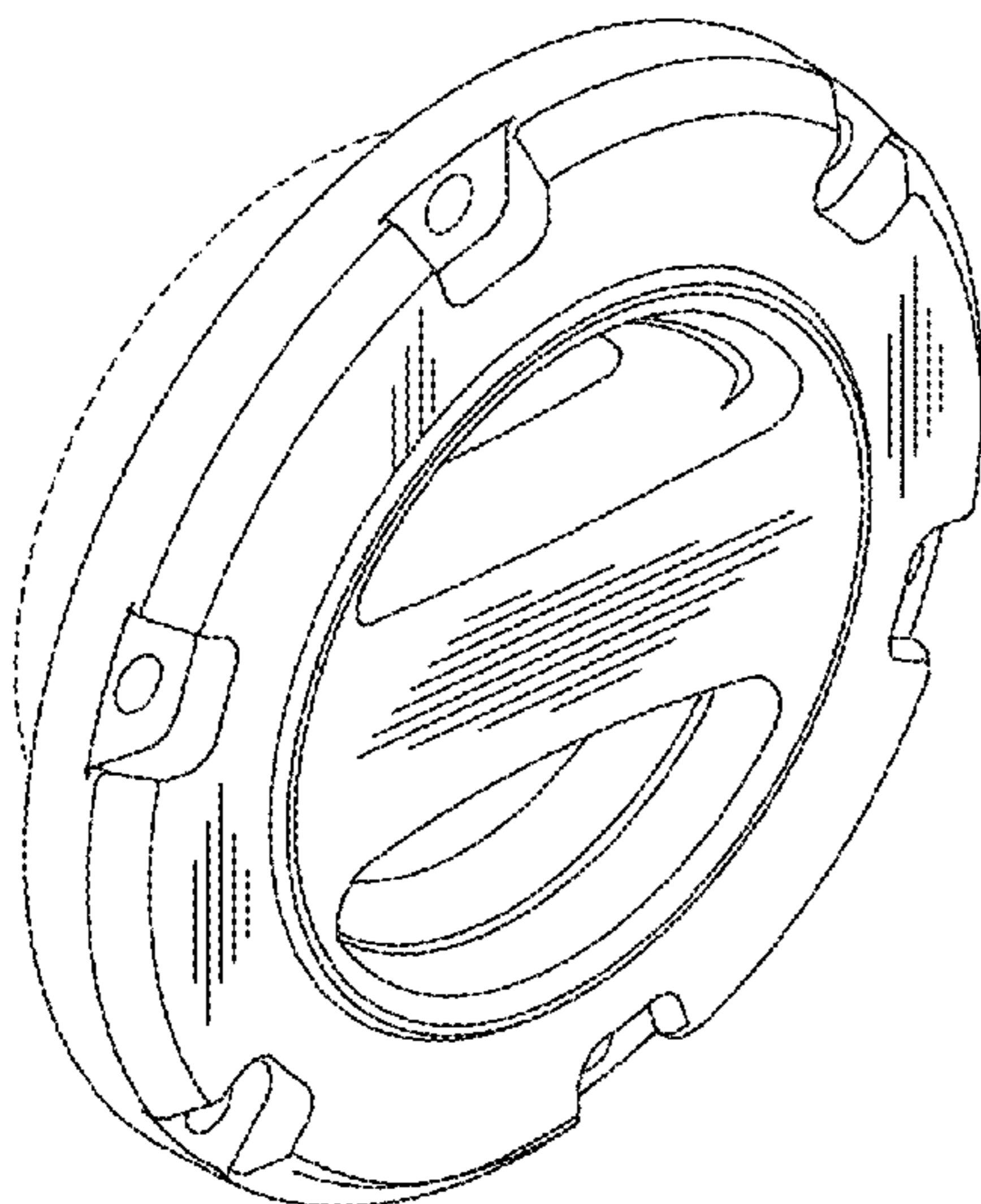
CLAIM

(57) The ornamental design for a hublock, as shown and described.

DESCRIPTION

FIG. 1 is a perspective view of a hublock, showing our new design;
FIG. 2 is a front view thereof; and,
FIG. 3 is a side view thereof.
The broken line showing of the back portion of the hublock is included for the purpose of illustrating environmental subject matter and forms no part of the claimed design.

1 Claim, 1 Drawing Sheet



(56)

References Cited

U.S. PATENT DOCUMENTS

D754,584 S * 4/2016 Fretz D12/213

OTHER PUBLICATIONS

Warn Industries, Inc., "Warn Catalog 1993," Available as Early as Jan. 1, 1993, 7 pages.

Warn Industries, Inc., "Warn 2005-2006 Product Guide," Available as Early as Jan. 1, 2005, 4 pages.

* cited by examiner

FIG 1

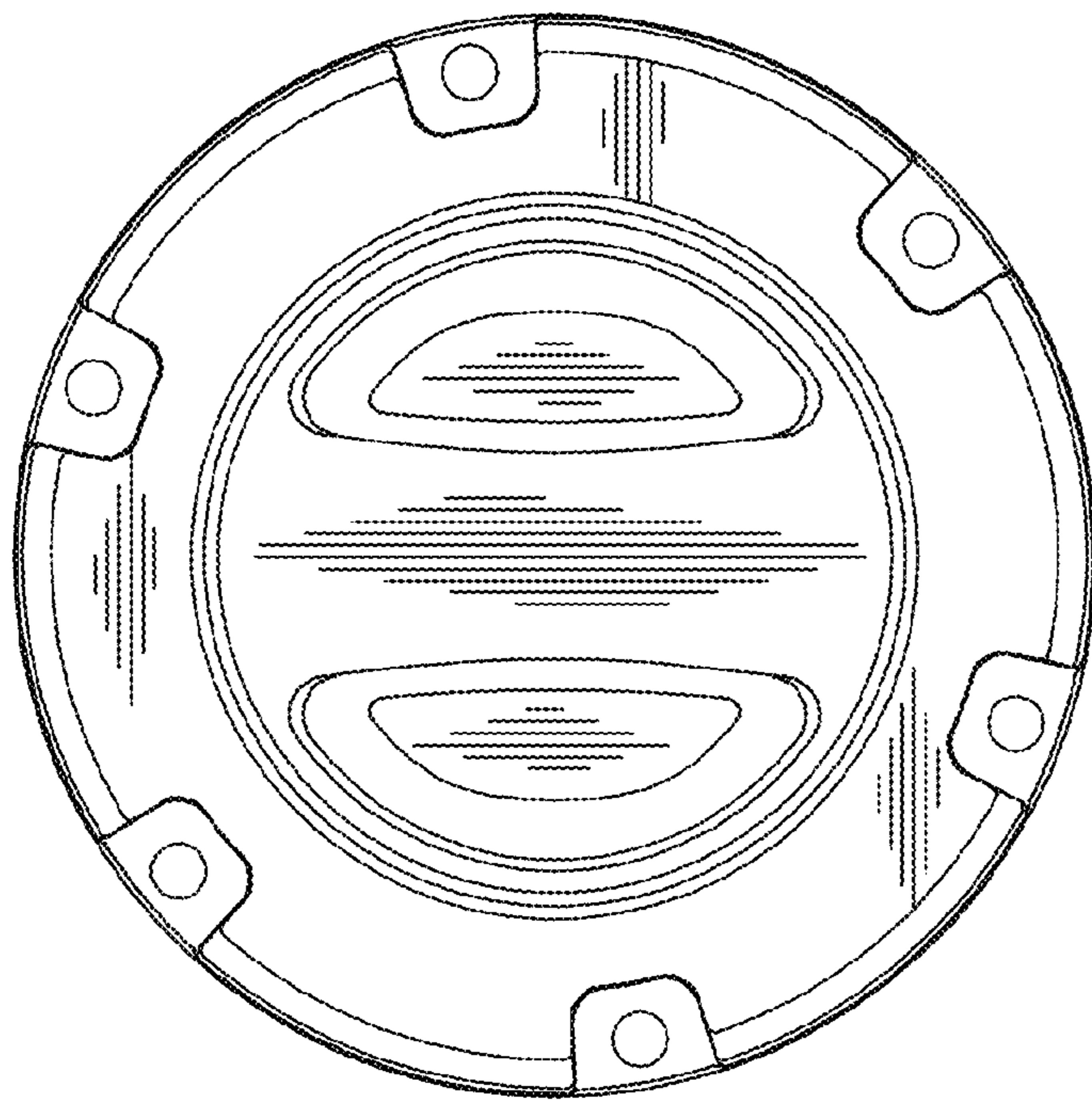
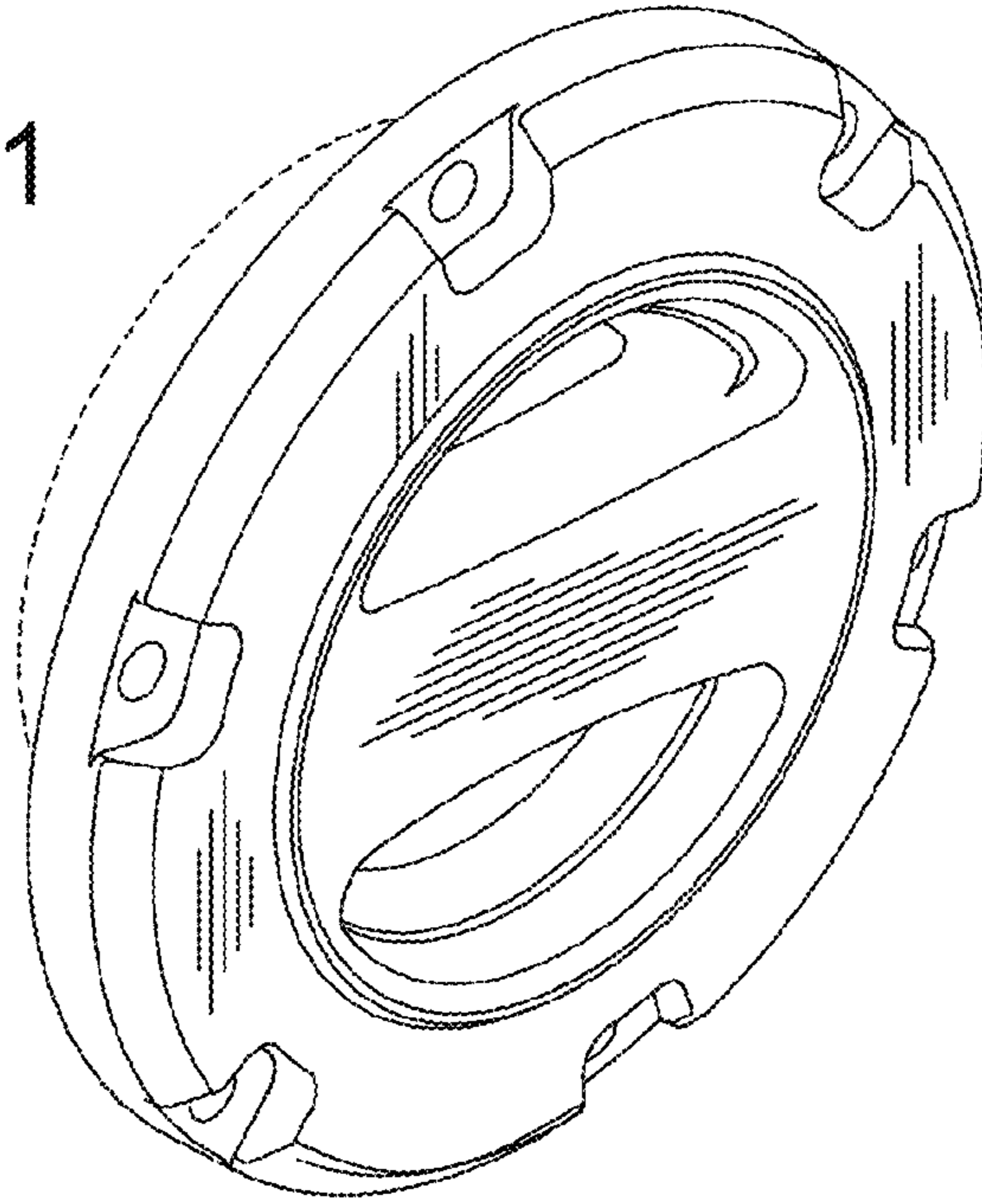


FIG 2

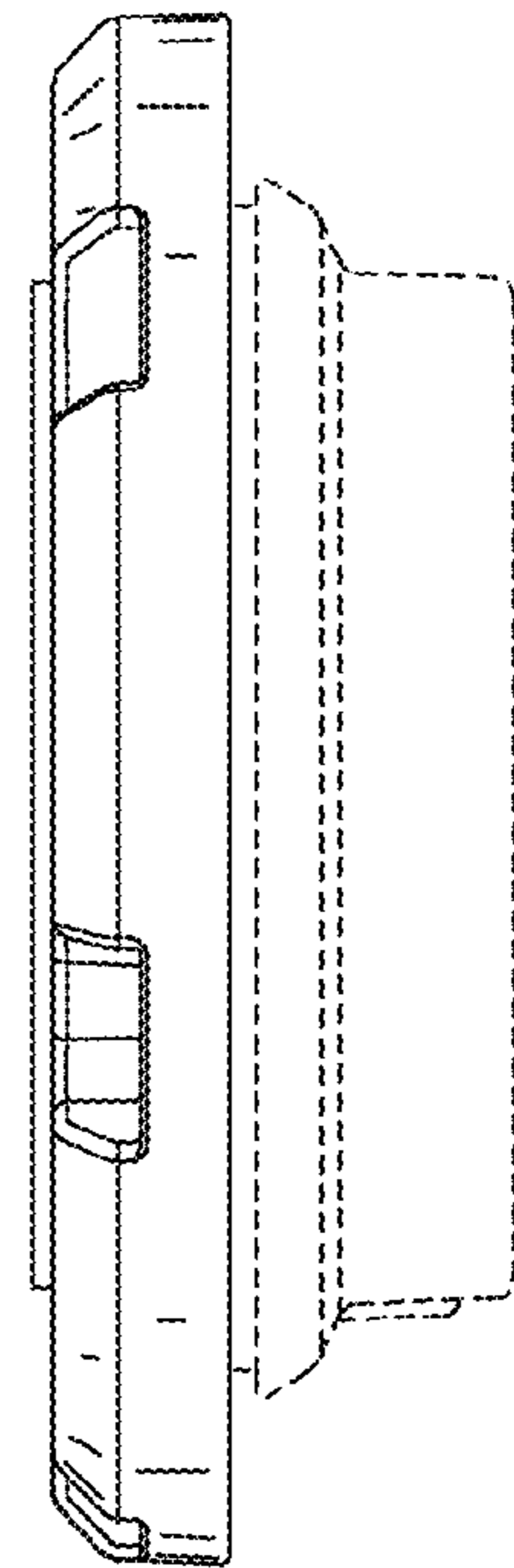


FIG 3