



US00D803109S

(12) **United States Design Patent** (10) **Patent No.:** **US D803,109 S**
Carter (45) **Date of Patent:** **** *Nov. 21, 2017**

(54) **AUTOMOBILE GRILLE**
(71) Applicant: **Jaguar Land Rover Limited**, Whitley, Coventry (GB)
(72) Inventor: **Richard Carter**, Coventry (GB)
(73) Assignee: **Jaguar Land Rover Limited**, Whitley, Coventry (GB)

D731,922 S * 6/2015 Beaven D12/91
D736,682 S * 8/2015 Burki D12/163
D740,724 S * 10/2015 Burki D12/163
D751,470 S * 3/2016 Buck D12/163
D758,926 S * 6/2016 Rupar D12/163
D758,928 S * 6/2016 Messale D12/163
D773,347 S * 12/2016 Whang D12/163
D774,998 S * 12/2016 Munakata D12/163
D777,065 S * 1/2017 Patel D12/163
D779,396 S * 2/2017 Patel D12/169
2013/0107046 A1* 5/2013 Forgue B60R 11/04
348/148

(*) Notice: This patent is subject to a terminal disclaimer.

* cited by examiner

(**) Term: **15 Years**

Primary Examiner — Darlington Ly

(21) Appl. No.: **29/545,928**

(74) *Attorney, Agent, or Firm* — Wood Herron & Evans LLP

(22) Filed: **Nov. 17, 2015**

(57) **CLAIM**

(30) **Foreign Application Priority Data**

The ornamental design for an automobile grille, shown and described.

Jun. 15, 2015 (EM) 002719302
Jun. 15, 2015 (EM) 002719310

DESCRIPTION

(51) **LOC (10) Cl.** **12-16**

FIG. 1 is a front and left side perspective view of an automobile grille showing my new design;
FIG. 2 is a rear and left side perspective view thereof;
FIG. 3 is a front elevation view thereof;
FIG. 4 is a rear elevation view thereof;
FIG. 5 is a right side elevation view thereof;
FIG. 6 is a left side elevation view thereof;
FIG. 7 is a top plan view thereof; and,
FIG. 8 is a front and left side perspective view thereof, as shown installed in an automobile.

(52) **U.S. Cl.**
USPC **D12/163**

(58) **Field of Classification Search**
USPC D12/86, 90, 91, 92, 163, 169, 196, 171, D12/216; D15/31
CPC . B60R 19/52; B60R 2019/525; B60K 11/085; B62D 25/084; H01Q 1/32
See application file for complete search history.

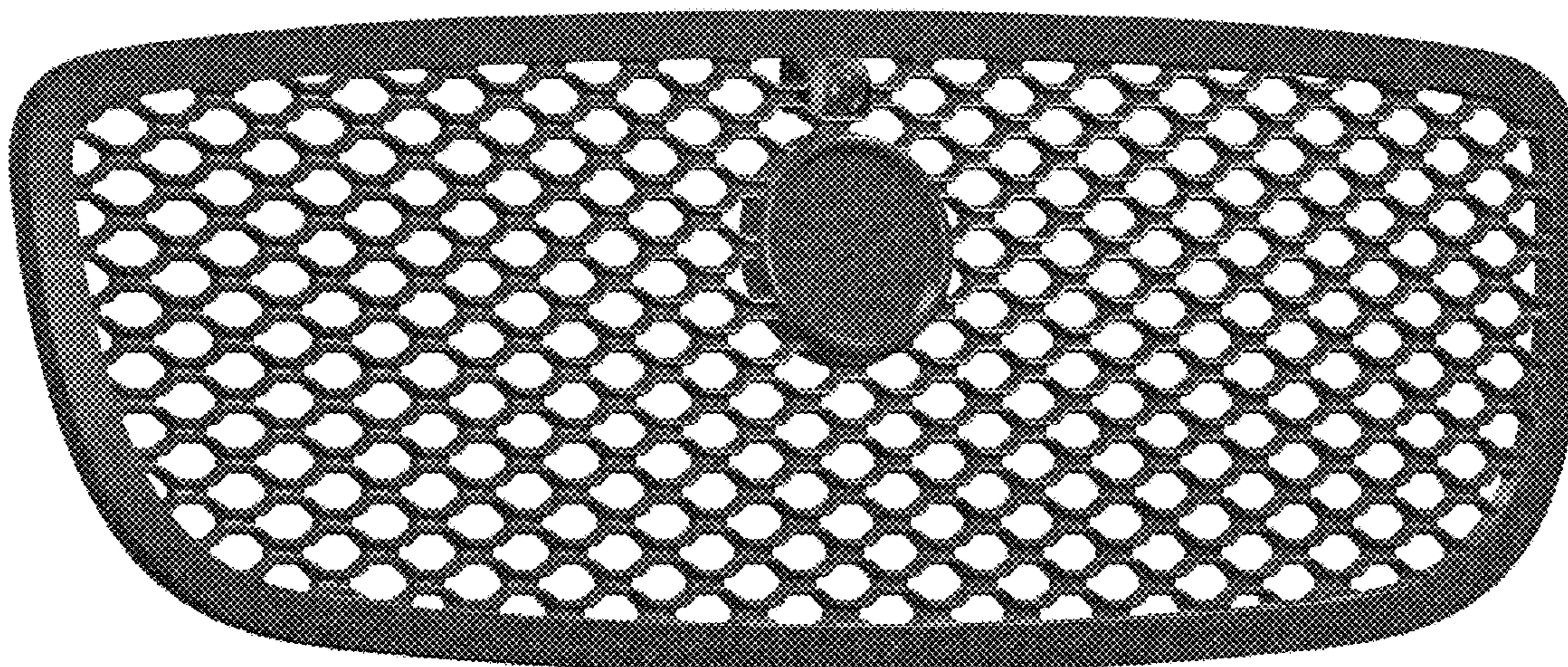
In FIG. 8, the rest of the automobile is shown in de-emphasized and half-tone portions which form no part of the claimed invention. More particularly, in FIG. 8 the automobile grille is shown within the broken line, and the rest of the automobile is included to show environment.

(56) **References Cited**

U.S. PATENT DOCUMENTS

D670,619 S * 11/2012 Frei D12/163
D670,620 S * 11/2012 Frei D12/163
D689,414 S * 9/2013 Endo D12/163
D712,321 S * 9/2014 Mays D12/163
D727,220 S * 4/2015 Rupar D12/163

1 Claim, 7 Drawing Sheets






FIG. 1




FIG. 2




FIG. 3




FIG. 4

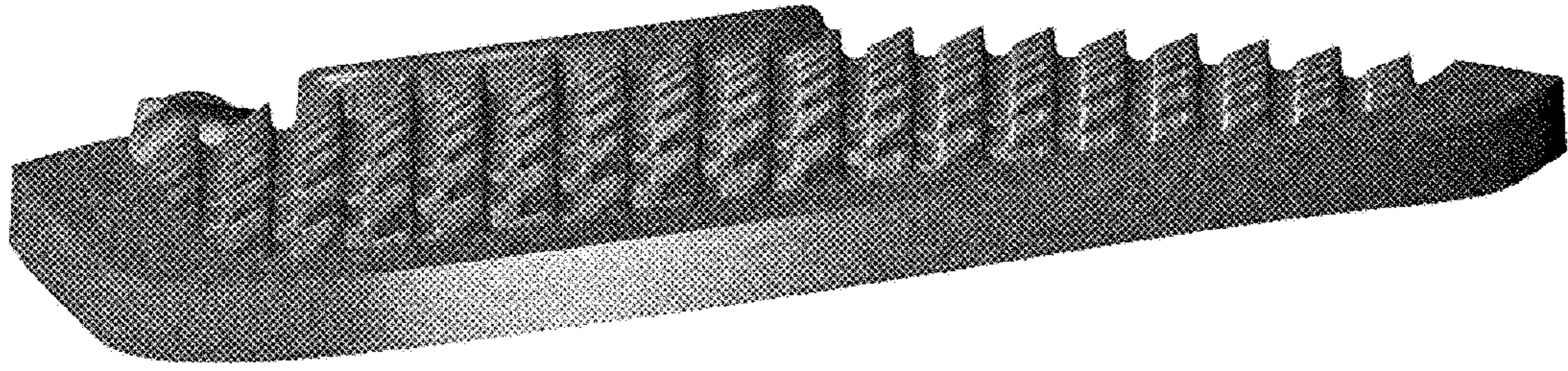


FIG. 6




FIG. 5




FIG. 7




FIG. 8

UNITED STATES PATENT AND TRADEMARK OFFICE
CERTIFICATE OF CORRECTION

PATENT NO. : D803,109 S
APPLICATION NO. : 29/545928
DATED : November 21, 2017
INVENTOR(S) : Richard Carter

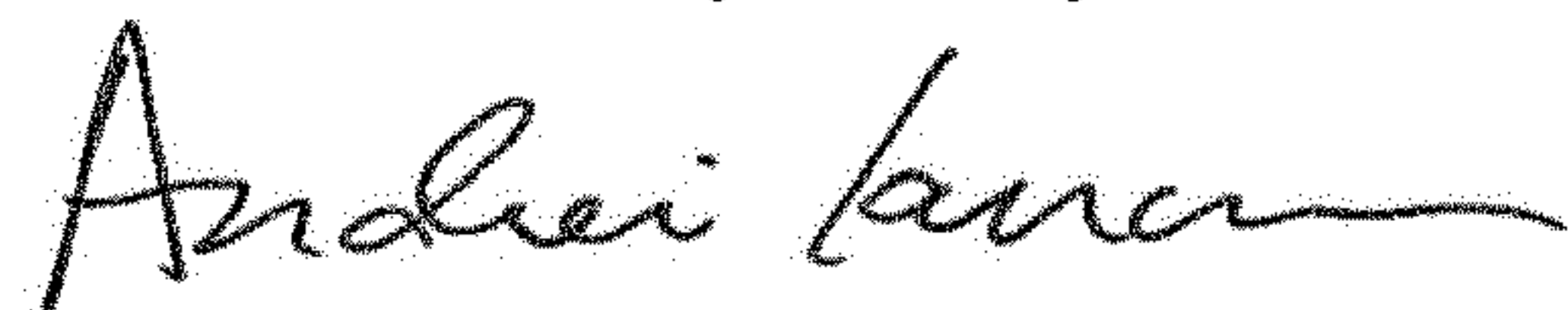
Page 1 of 1

It is certified that error appears in the above-identified patent and that said Letters Patent is hereby corrected as shown below:

On the Title Page

Column 2, Item (57), CLAIM, reads “The ornamental design for an automobile grille, shown and described.” should read --The ornamental design for an automobile grille, as shown and described.--.

Signed and Sealed this
Second Day of July, 2019



Andrei Iancu
Director of the United States Patent and Trademark Office