



US00D803106S

(12) **United States Design Patent** (10) **Patent No.:** **US D803,106 S**
Tsuji et al. (45) **Date of Patent:** **** Nov. 21, 2017**

(54) **FRONT COWL FOR MOTORCYCLE**

(71) Applicant: **HONDA MOTOR CO., LTD.**, Tokyo (JP)

(72) Inventors: **Ayumu Tsuji**, Wako (JP); **Akiko Sakai**, Wako (JP)

(73) Assignee: **HONDA MOTOR CO., LTD.**, Tokyo (JP)

(**) Term: **15 Years**

(21) Appl. No.: **29/568,982**

(22) Filed: **Jun. 22, 2016**

(30) **Foreign Application Priority Data**

Dec. 24, 2015 (JP) 2015-028756

(51) **LOC (10) Cl.** **12-11**

(52) **U.S. Cl.**
USPC **D12/126; D12/114**

(58) **Field of Classification Search**
USPC D12/110, 114, 126, 182, 184, 186
CPC ... B62J 17/00; B62J 17/02; B62J 17/04; B62J 23/00; B62K 11/00; B62K 11/02; B62K 11/04

See application file for complete search history.

(56) **References Cited**

U.S. PATENT DOCUMENTS

D283,021 S *	3/1986	Abe	D12/182
D314,740 S *	2/1991	Abe	D12/182
D496,613 S *	9/2004	Everitt	D12/182
D499,993 S *	12/2004	Otsubo	D12/182
D515,485 S *	2/2006	Sawabe	D12/182
D526,606 S *	8/2006	Ban	D12/182
D533,490 S *	12/2006	Tsukasaka	D12/182
D538,213 S *	3/2007	Fukuyama	D12/182
D545,738 S *	7/2007	Tako	D12/182
D575,209 S *	8/2008	Sawabe	D12/182

D596,094 S *	7/2009	Fukuyama	D12/182
D674,323 S *	1/2013	Tokumura	D12/126
D690,626 S *	10/2013	Katagiri	D12/126
D694,157 S *	11/2013	Katagiri	D12/126
D702,166 S *	4/2014	Deluy	D12/186
D726,595 S *	4/2015	Futamata	D12/114
D744,908 S *	12/2015	Shibuta	D12/114
D746,741 S *	1/2016	Futamata	D12/182
D776,017 S *	1/2017	Takigawa	D12/114
D777,611 S *	1/2017	Griffin	D12/114
2014/0091596 A1 *	4/2014	Maeda	B62D 25/081 296/192

(Continued)

Primary Examiner — Darlington Ly

(74) *Attorney, Agent, or Firm* — Westerman, Hattori, Daniels & Adrian, LLP

(57) **CLAIM**

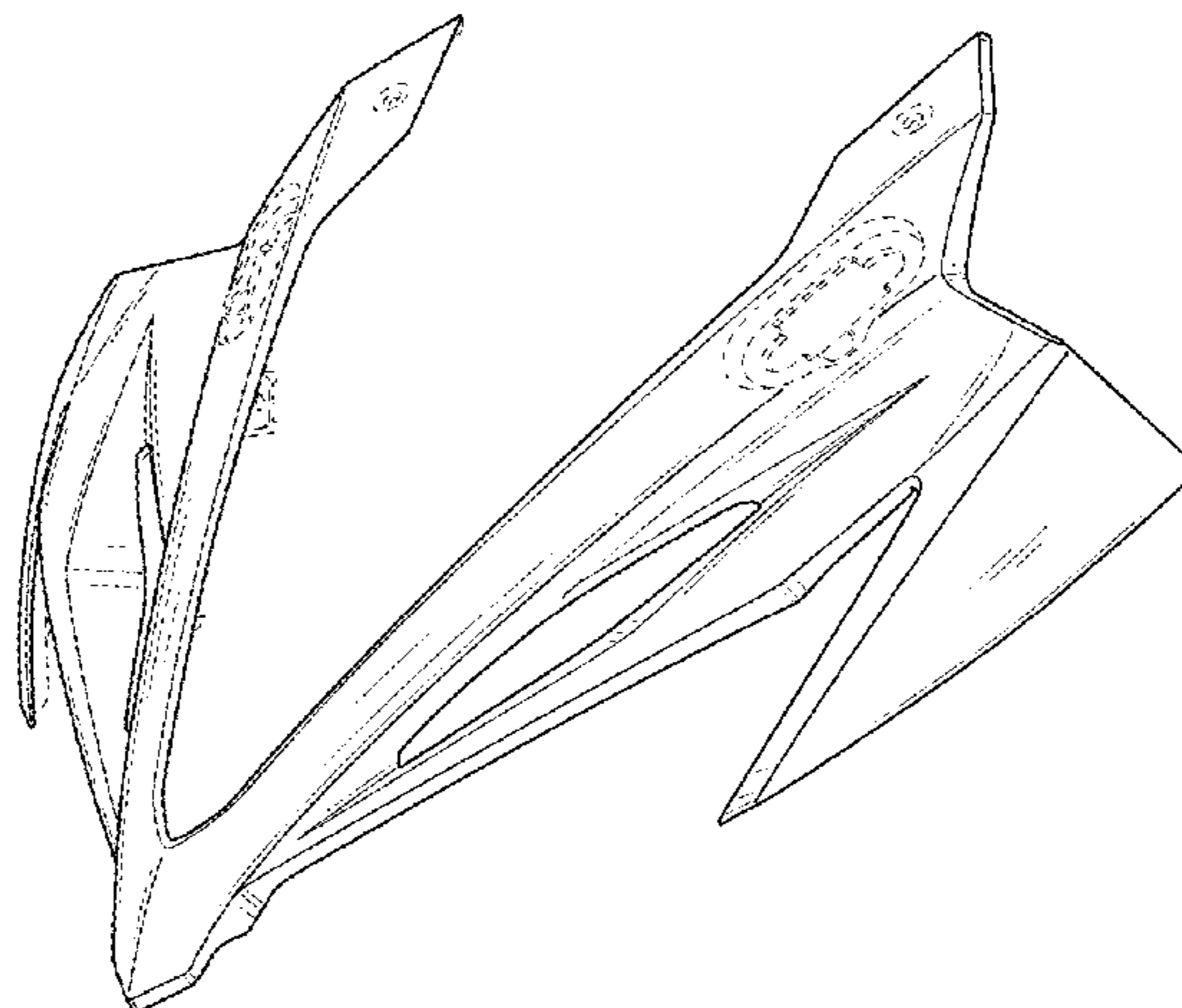
The ornamental design for a front cowl for motorcycle, as shown and described.

DESCRIPTION

FIG. 1 is a perspective view from the front and right side of a front cowl for motorcycle;
FIG. 2 is a perspective view from the front and left side thereof;
FIG. 3 is a front elevation view thereof;
FIG. 4 is a right side elevation view thereof;
FIG. 5 is a left side elevation view thereof;
FIG. 6 is a top plan view thereof; and,
FIG. 7 is a front and right side perspective view thereof, in which the article is shown installed in an environmental motorcycle.

The broken lines showing a motorcycle in FIG. 7 is provided for the purposes of illustrating environmental structure; whereas all other broken lines in the drawings illustrate portions of the front cowl for motorcycle. All subject matters that are shown in broken lines form no part of the claimed design.

1 Claim, 7 Drawing Sheets



(56)

References Cited

U.S. PATENT DOCUMENTS

2014/0092613 A1* 4/2014 Maeda F02M 35/10013
362/476

* cited by examiner

FIG. 1

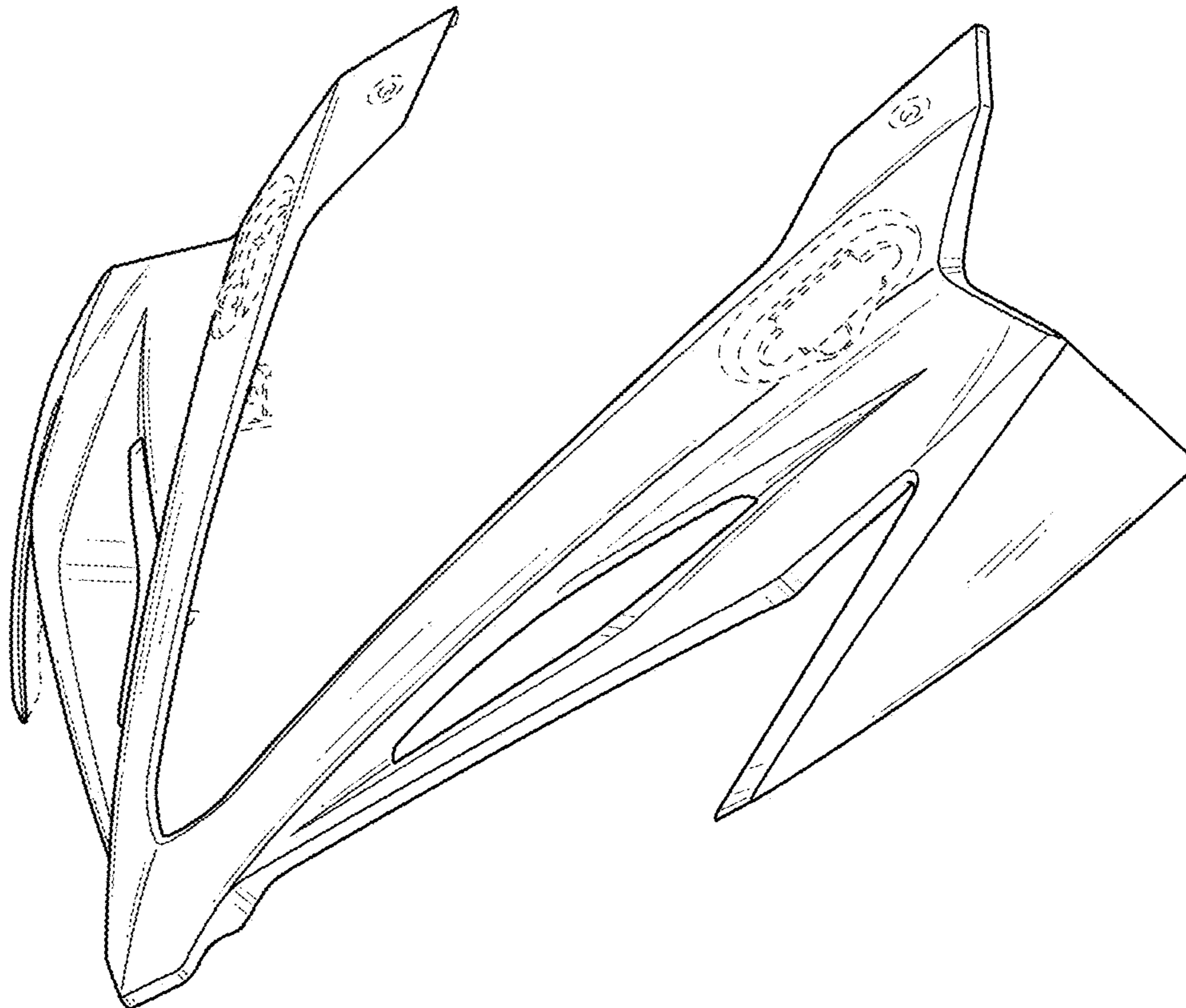


FIG. 2

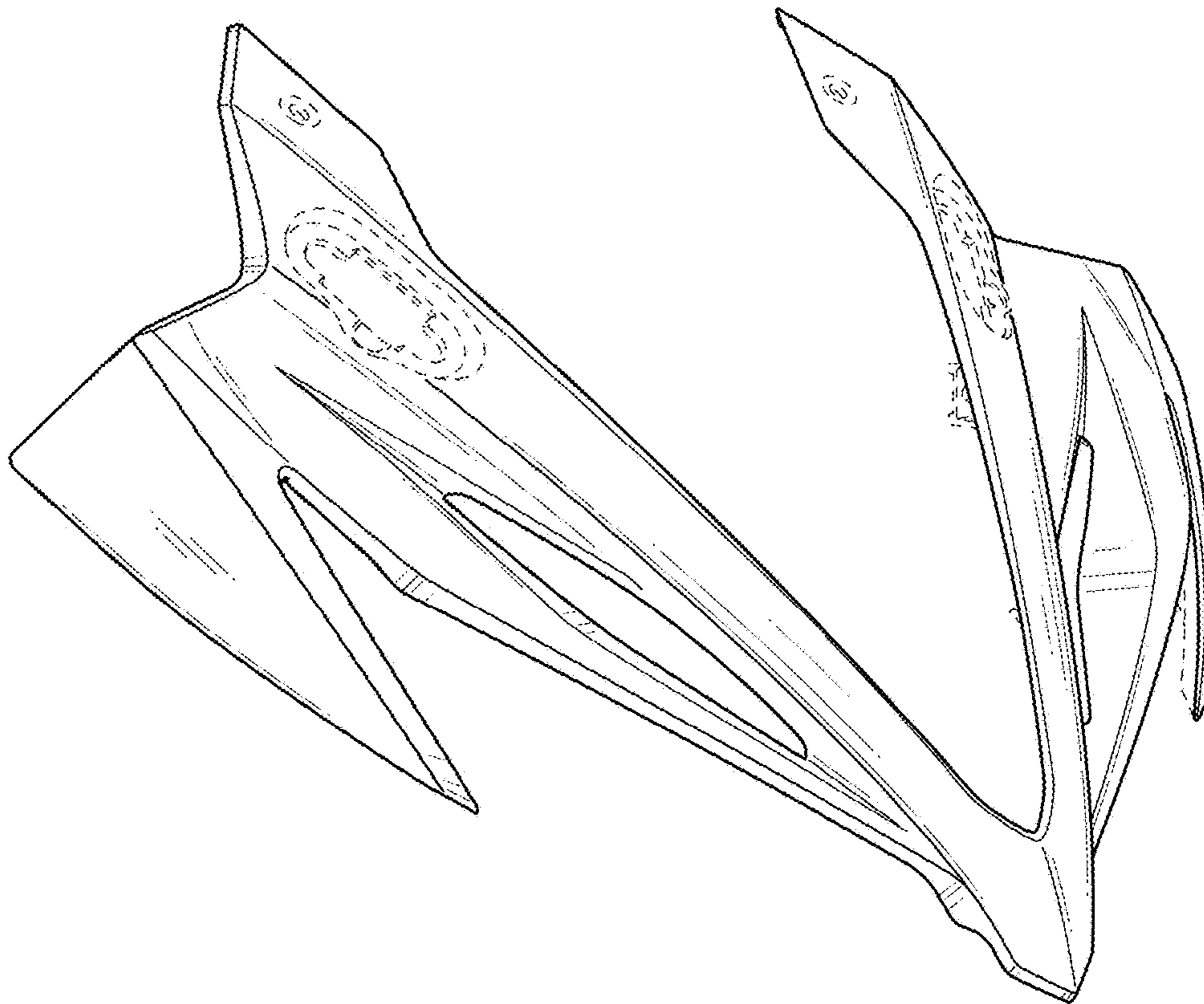


FIG. 3

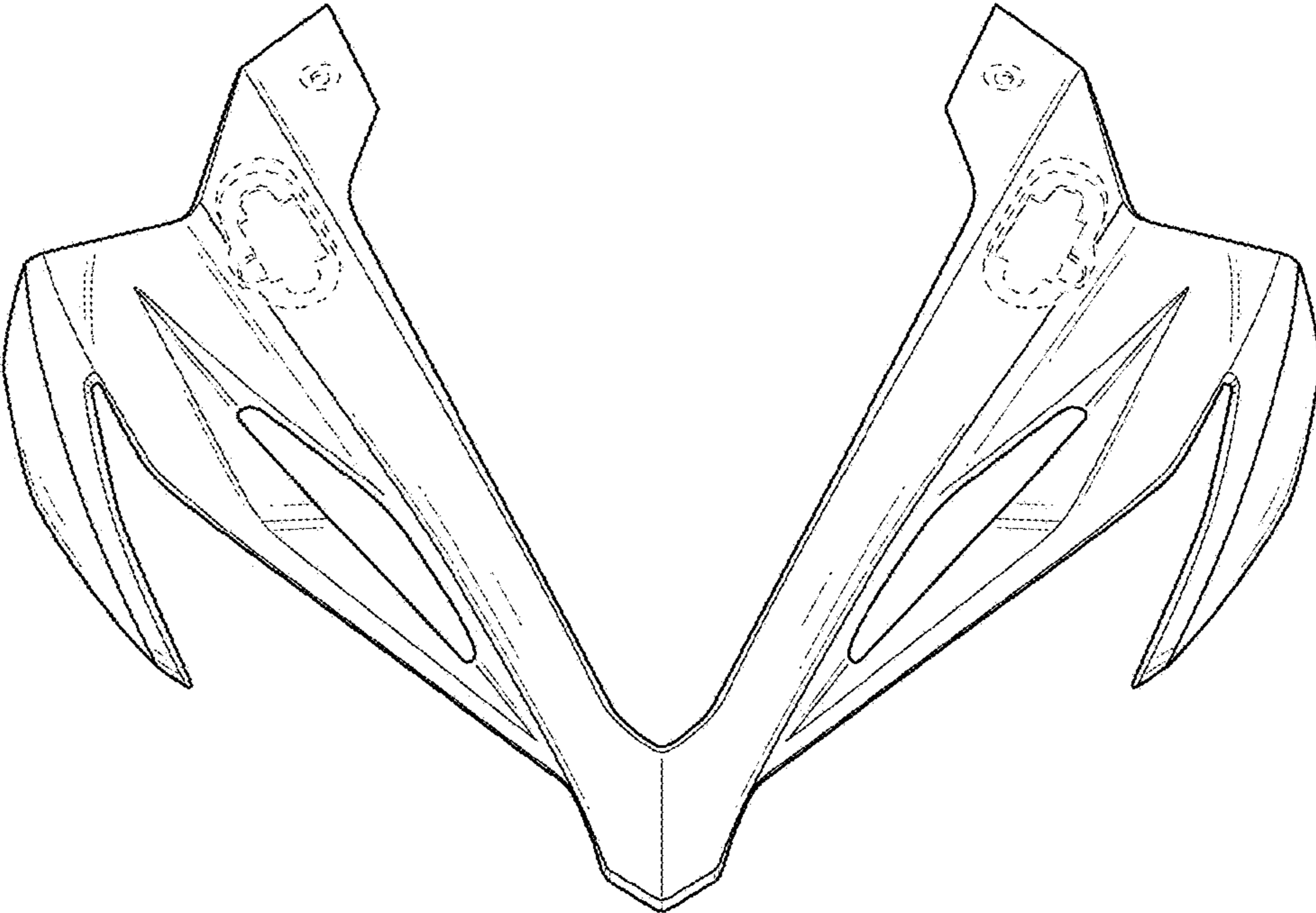


FIG. 4

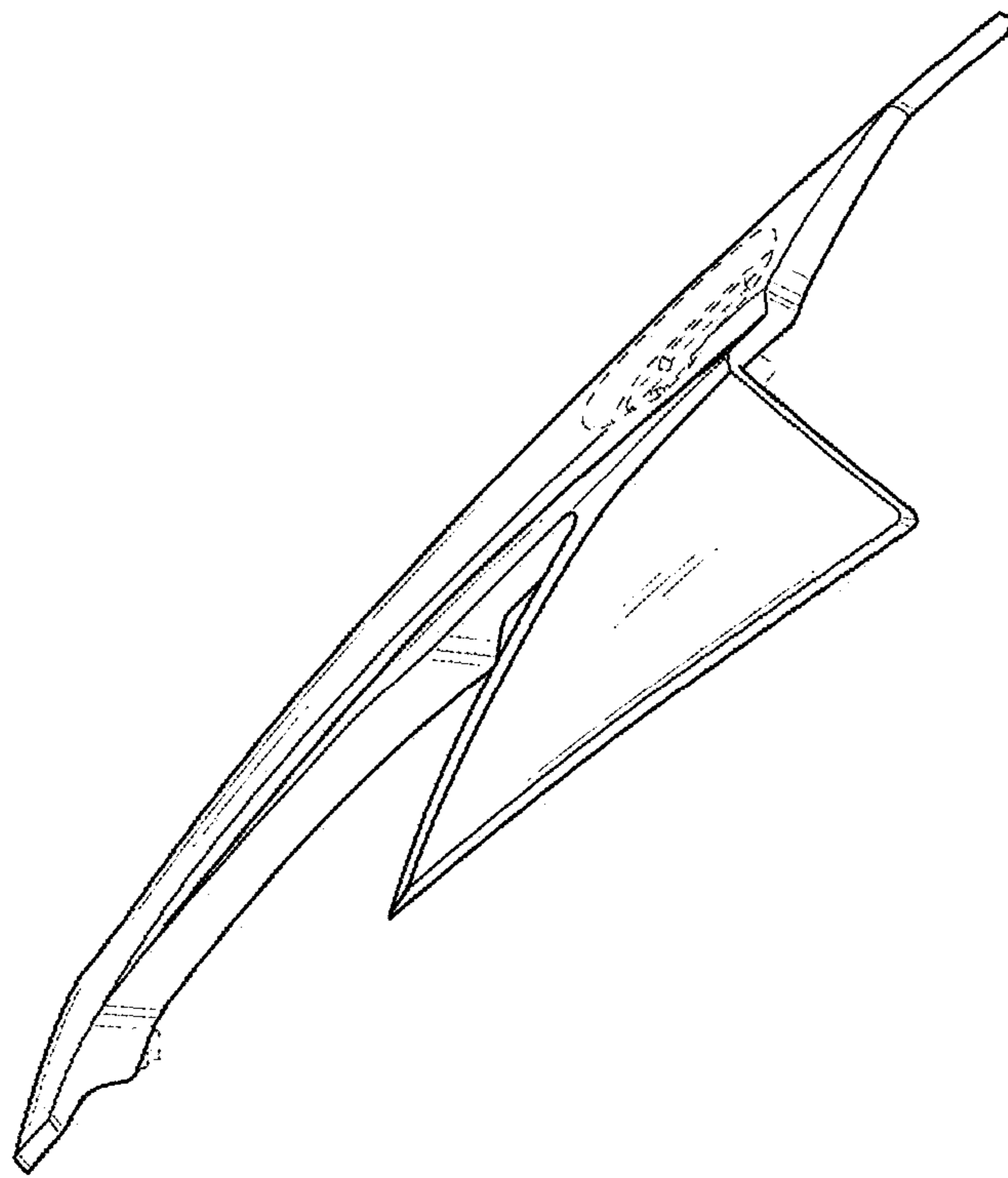


FIG. 5

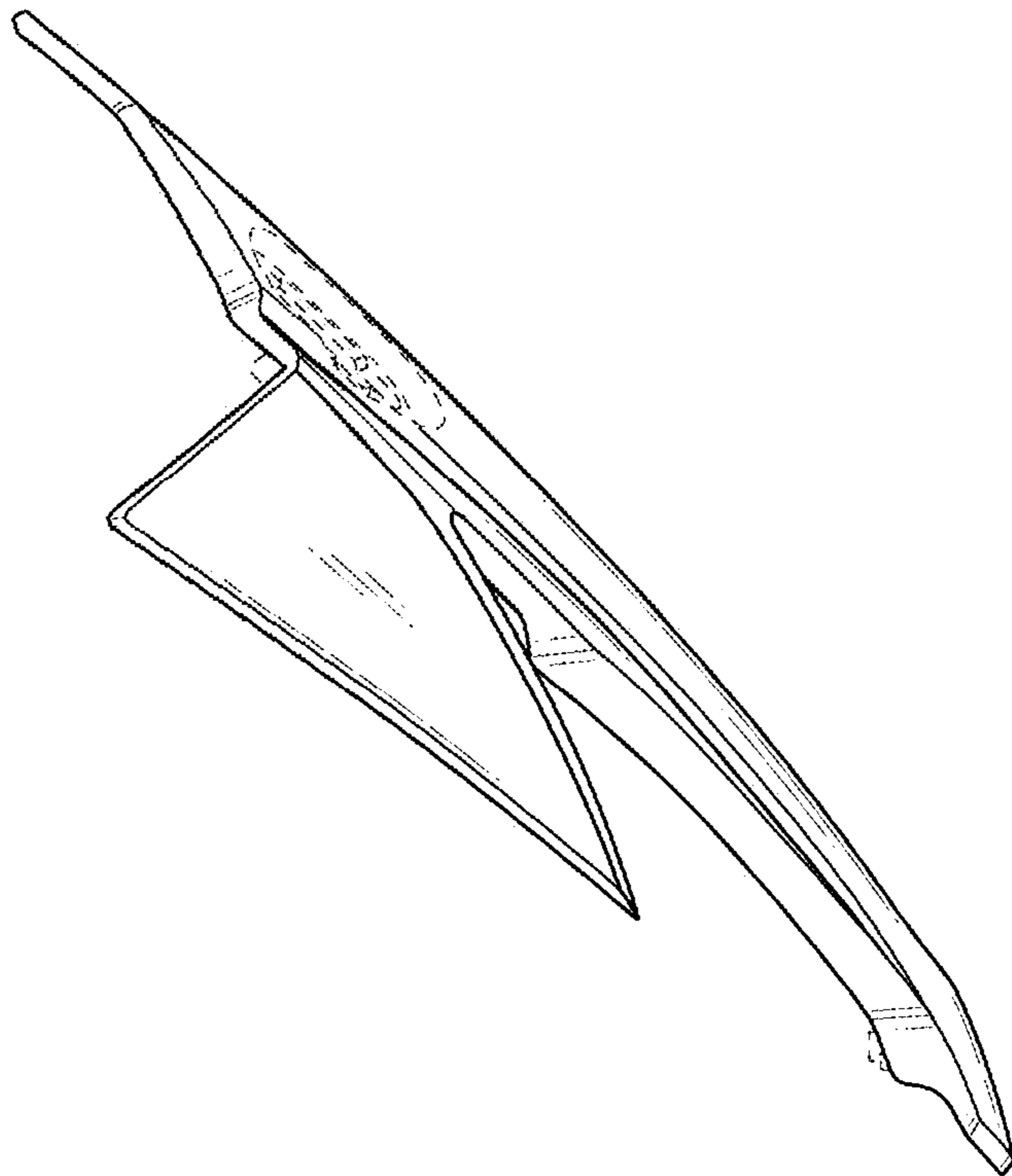


FIG. 6

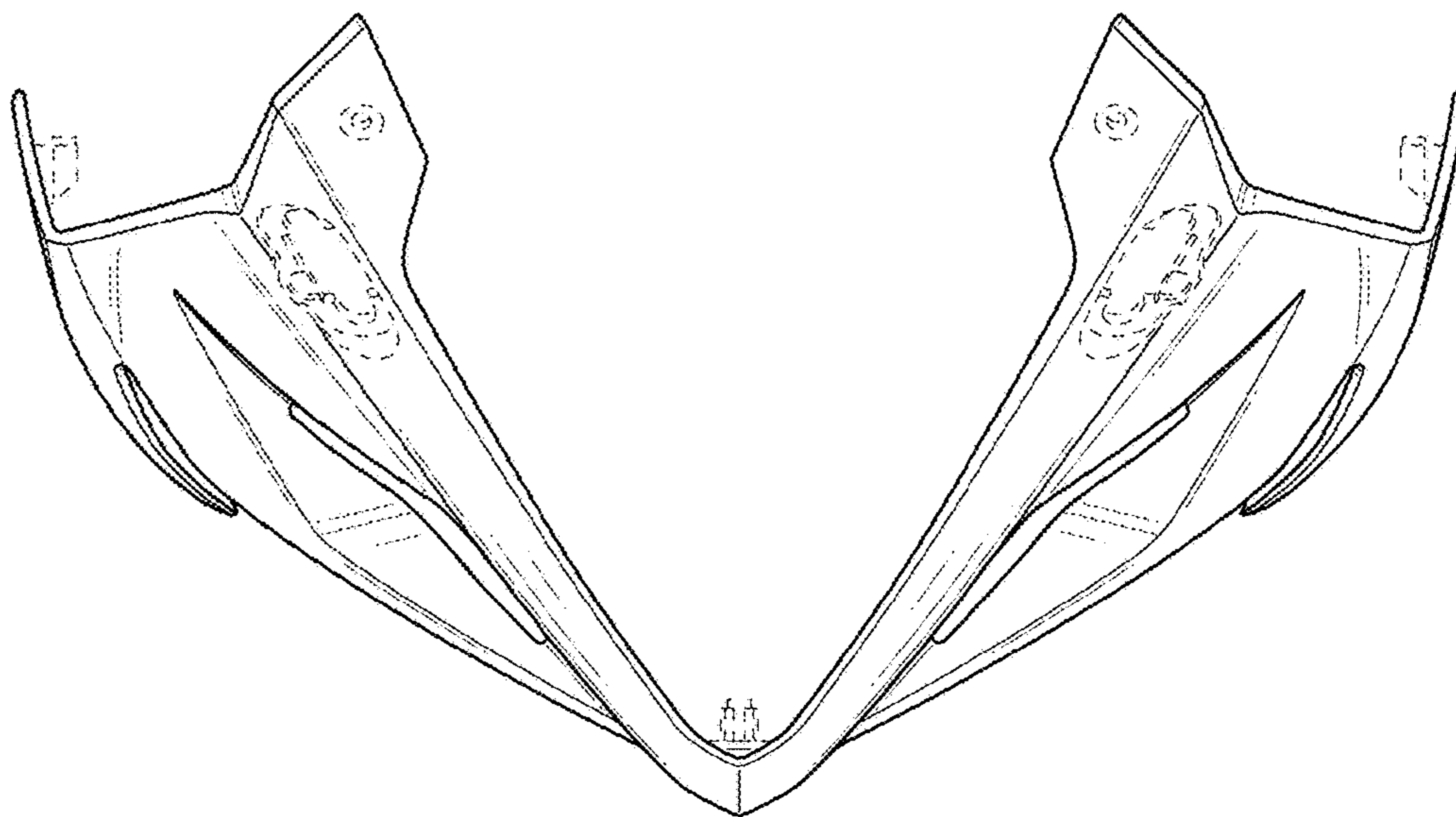


FIG. 7

