



US00D803105S

(12) **United States Design Patent**
Tsuji et al.

(10) **Patent No.:** **US D803,105 S**

(45) **Date of Patent:** **** Nov. 21, 2017**

(54) **SIDE COVER FOR MOTORCYCLE**

(71) Applicant: **HONDA MOTOR CO., LTD.**, Tokyo (JP)

(72) Inventors: **Ayumu Tsuji**, Wako (JP); **Akiko Sakai**, Wako (JP)

(73) Assignee: **HONDA MOTOR CO., LTD.**, Tokyo (JP)

(**) Term: **15 Years**

(21) Appl. No.: **29/568,974**

(22) Filed: **Jun. 22, 2016**

(30) **Foreign Application Priority Data**

Dec. 24, 2015 (JP) 2015-028757

(51) **LOC (10) Cl.** **12-11**

(52) **U.S. Cl.**
USPC **D12/126; D12/114**

(58) **Field of Classification Search**
USPC D12/110, 114, 126, 182, 184, 186
CPC ... B62J 17/00; B62J 17/02; B62J 17/04; B62J 23/00; B62K 11/00; B62K 11/02; B62K 11/04

See application file for complete search history.

(56) **References Cited**

U.S. PATENT DOCUMENTS

D485,216 S *	1/2004	Yamamoto	D12/126
D515,985 S *	2/2006	Kishi	D12/126
D522,415 S *	6/2006	Tanaka	D12/126
D540,719 S *	4/2007	Tako	D12/126
D556,096 S *	11/2007	Long	D12/126
D557,639 S *	12/2007	Xu	D12/126
D573,066 S *	7/2008	Ichikawa	D12/107
D584,662 S *	1/2009	Ichihara	D12/126
D603,762 S *	11/2009	Hayashi	D12/126

D608,260 S *	1/2010	Toriyama	D12/186
D639,218 S *	6/2011	Katagiri	D12/186
D655,649 S *	3/2012	Kudo	D12/126
D660,201 S *	5/2012	Matsuoka	D12/126
D660,202 S *	5/2012	Petersson	D12/126
D660,203 S *	5/2012	Yamazaki	D12/126
D674,323 S *	1/2013	Tokumura	D12/126
D683,275 S *	5/2013	Yanagita	D12/126
D684,506 S *	6/2013	Kobayashi	D12/126
D689,411 S *	9/2013	Tsukui	D12/126
D689,800 S *	9/2013	Futamata	D12/126
D690,625 S *	10/2013	Futamata	D12/126
D690,627 S *	10/2013	Tsukui	D12/126
D694,157 S *	11/2013	Katagiri	D12/126

(Continued)

Primary Examiner — Darlington Ly

(74) *Attorney, Agent, or Firm* — Westerman, Hattori, Daniels & Adrian, LLP

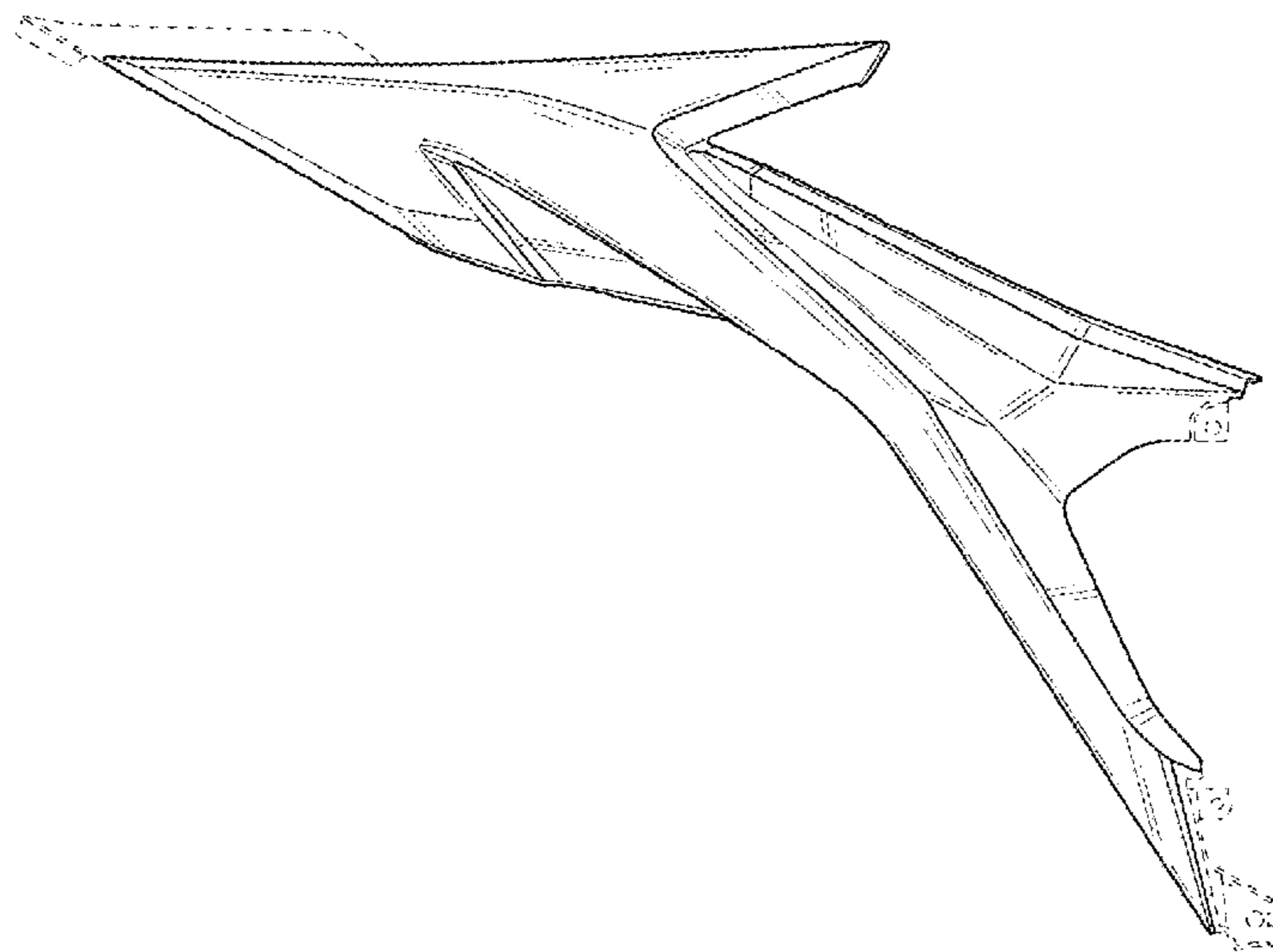
(57) **CLAIM**

The ornamental design for a side cover for motorcycle, as shown and described.

DESCRIPTION

FIG. 1 is a front and right side perspective view of a side cover for motorcycle showing our new design;
 FIG. 2 is a front and left side perspective view thereof;
 FIG. 3 is a front elevation view thereof;
 FIG. 4 is a right side elevation view thereof;
 FIG. 5 is a left side elevation view thereof;
 FIG. 6 is a top plan view thereof;
 FIG. 7 is a bottom plan view thereof; and,
 FIG. 8 is a front elevation view thereof, in which the article is shown installed in an environmental motorcycle.
 The broken lines showing a motorcycle in FIG. 8 is provided for the purposes of illustrating environmental structure; whereas all other broken lines in the drawings illustrate portions of the side cover for motorcycle. All subject matters that are shown in broken lines form no part of the claimed design.

1 Claim, 8 Drawing Sheets



(56)

References Cited

U.S. PATENT DOCUMENTS

D695,157	S *	12/2013	Tsukui	D12/126
D696,161	S *	12/2013	Yamazaki	D12/126
D711,289	S *	8/2014	Yaffe	D12/114
D711,290	S *	8/2014	Akita	D12/114
D711,291	S *	8/2014	Futamata	D12/114
D712,314	S *	9/2014	Katagiri	D12/114
D712,794	S *	9/2014	Katagiri	D12/114
D712,795	S *	9/2014	Tokumura	D12/114
D715,697	S *	10/2014	Futamata	D12/114
D726,595	S *	4/2015	Futamata	D12/114
D730,249	S *	5/2015	Ishiguri	D12/110
D733,010	S *	6/2015	Tako	D12/126
D736,680	S *	8/2015	Nishimoto	D12/126
D748,017	S *	1/2016	Yoshitomi	D12/114
D772,108	S *	11/2016	Petersson	D12/114
D772,110	S *	11/2016	Petersson	D12/114
D776,017	S *	1/2017	Takigawa	D12/114
D782,369	S *	3/2017	Fujimoto	D12/114
D786,141	S *	5/2017	Tachibana	D12/114
D786,142	S *	5/2017	Tachibana	D12/114
D789,108	S *	6/2017	Marovič	D6/354
2011/0233956	A1 *	9/2011	Okubo	B62J 17/00 296/78.1
2014/0084623	A1 *	3/2014	Miyamoto	B62J 17/00 296/180.1

* cited by examiner

FIG. 1

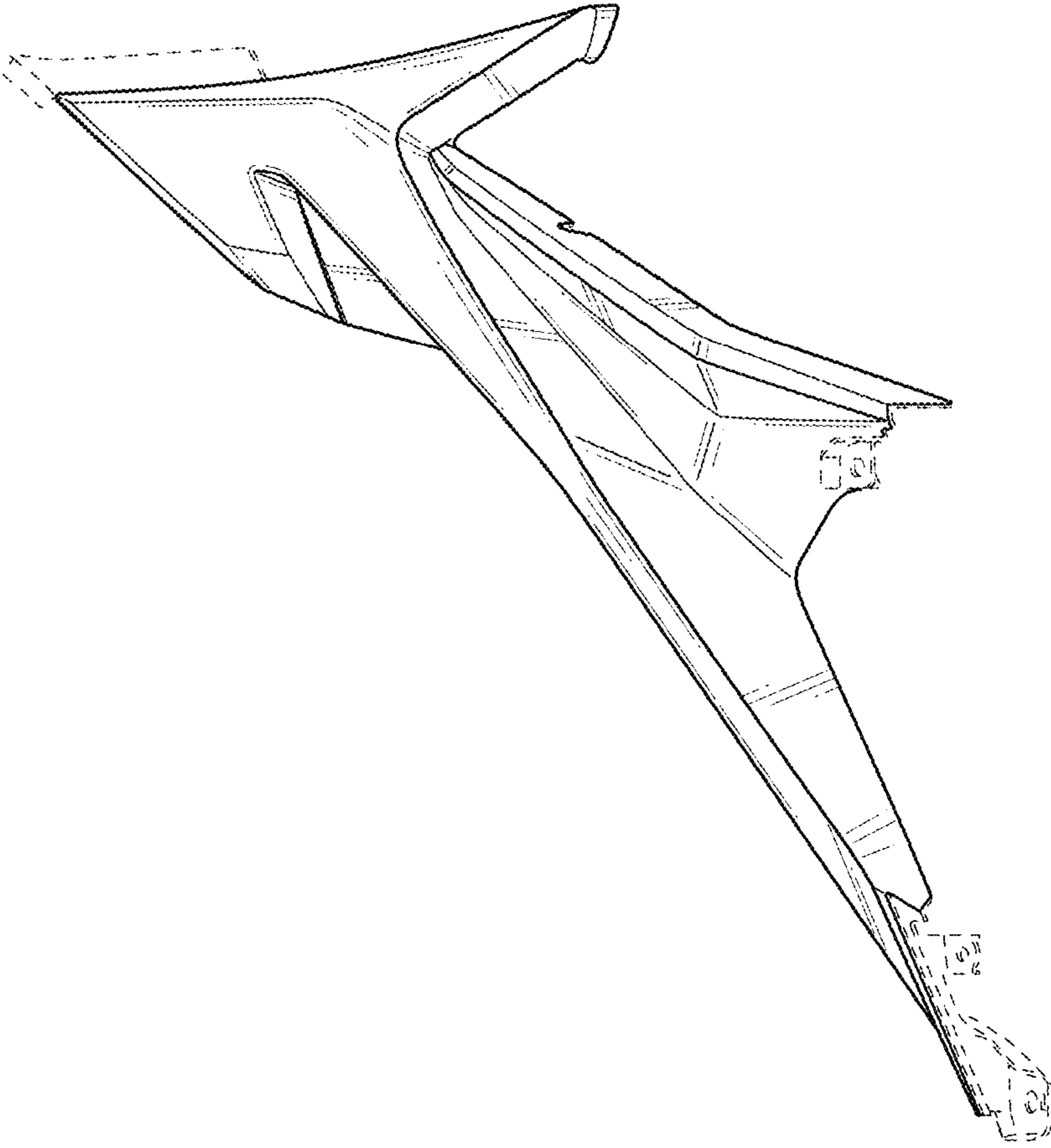


FIG. 2

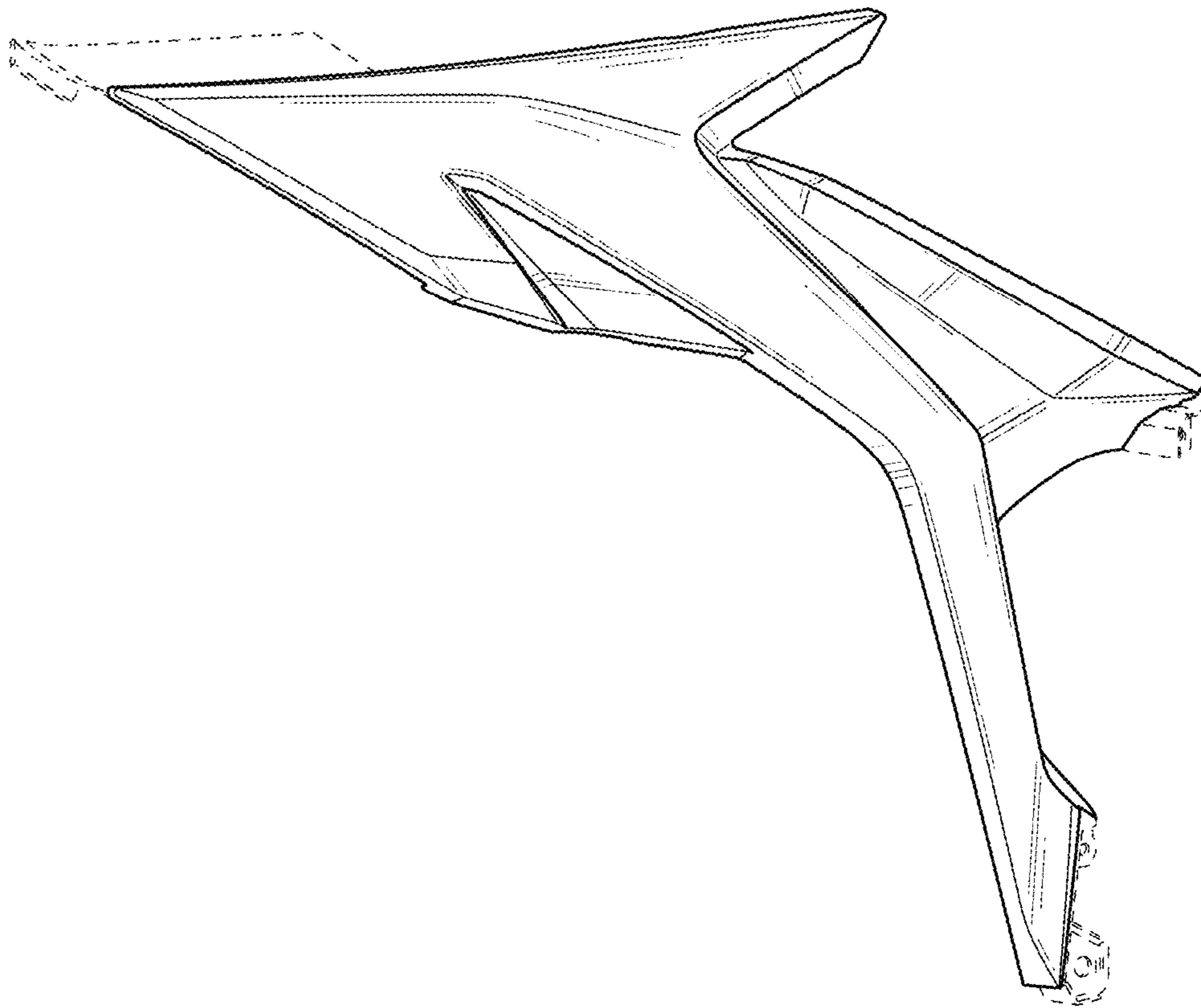


FIG. 3

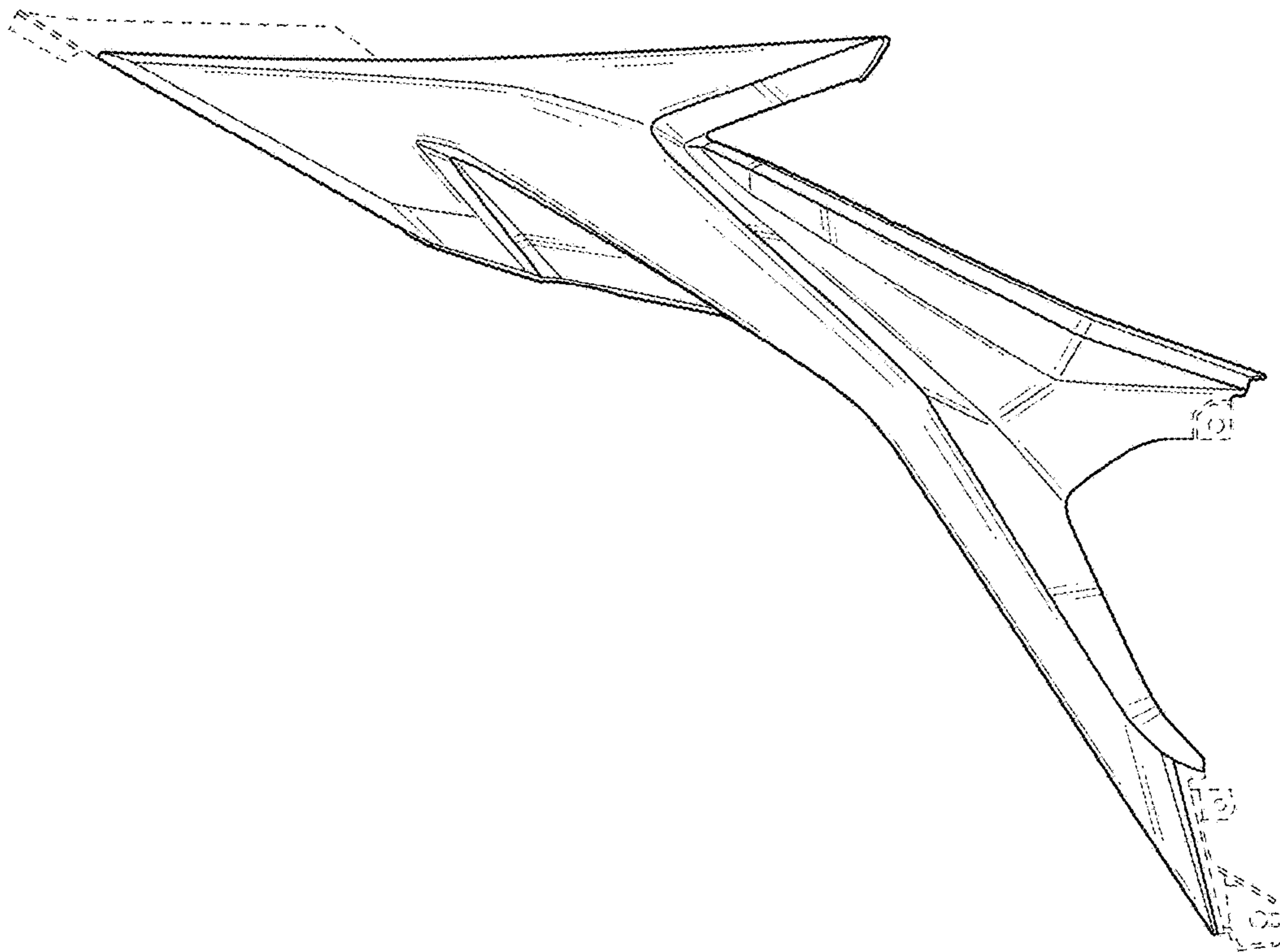


FIG. 4

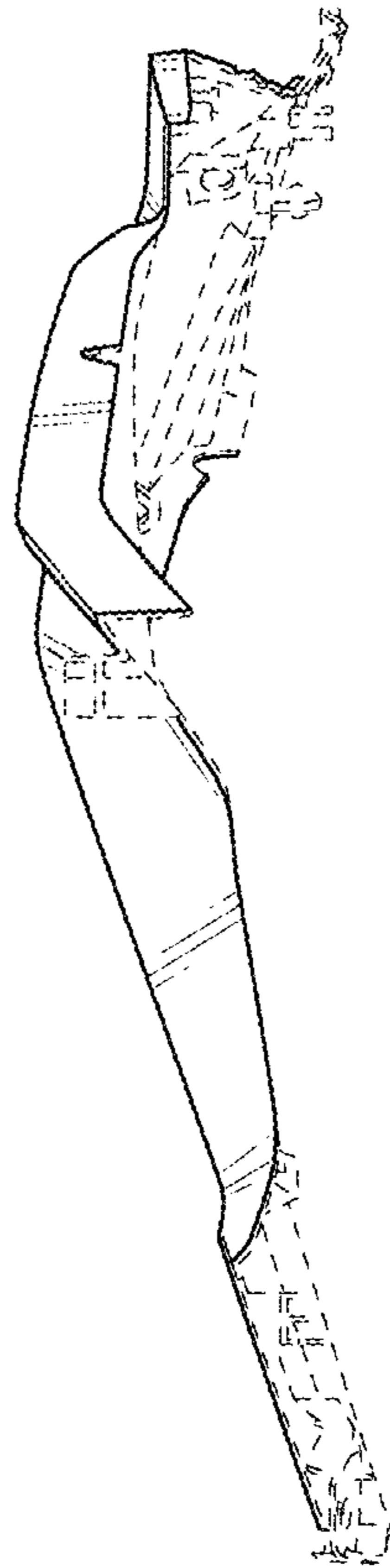


FIG. 5

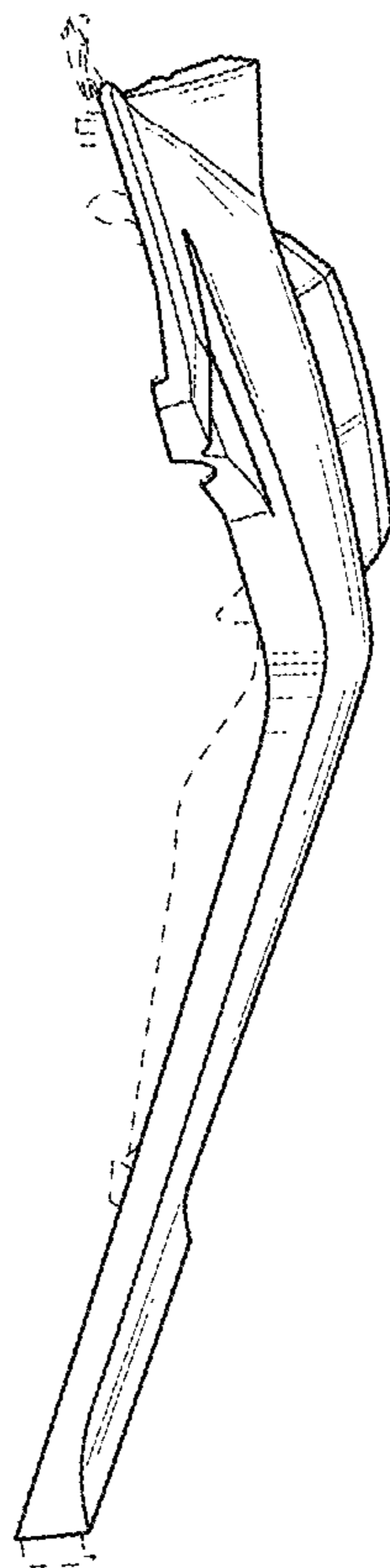


FIG. 6




FIG. 7

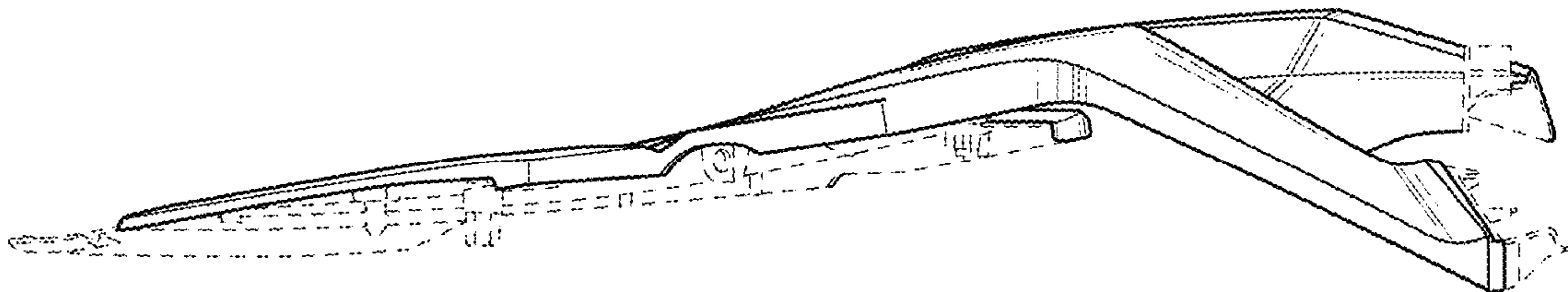


FIG. 8

