



US00D803104S

(12) **United States Design Patent** (10) **Patent No.:** **US D803,104 S**  
**Braedt et al.** (45) **Date of Patent:** **\*\* Nov. 21, 2017**

(54) **BICYCLE SPROCKET ASSEMBLY** 8,696,503 B2 \* 4/2014 Oishi ..... B62M 9/10  
474/160  
(71) Applicant: **SRAM Deutschland GmbH,** 8,968,130 B2 \* 3/2015 Liao ..... B62M 9/10  
Schweinfurt (DE) 474/160  
D728,432 S \* 5/2015 Lin ..... B62M 9/00  
D12/123

(72) Inventors: **Henrik Braedt**, Dittelbrunn (DE);  
**Matthias Reinbold**, Wuerzburg (DE);  
**Chris Hilton**, Wonfurt (DE) (Continued)

(73) Assignee: **SRAM Deutschland GmbH,**  
Schweinfurt (DE)

(\*\*) Term: **15 Years**

(21) Appl. No.: **29/568,634**

(22) Filed: **Jun. 20, 2016**

(51) **LOC (10) Cl.** ..... **12-11**

(52) **U.S. Cl.**  
USPC ..... **D12/123**

(58) **Field of Classification Search**  
USPC ..... D12/111, 122-127  
CPC ..... F16H 7/06; F16H 55/30; F16H 55/303;  
B62M 9/105  
See application file for complete search history.

(56) **References Cited**

**U.S. PATENT DOCUMENTS**

D242,539 S \* 11/1976 Manofsky ..... D12/123  
4,741,724 A \* 5/1988 Wang ..... B62M 9/105  
474/160  
4,988,328 A \* 1/1991 Iwasaki ..... B62M 9/105  
474/160  
D430,510 S \* 9/2000 Hanamura ..... D12/123  
D432,054 S \* 10/2000 Hanamura ..... D12/123  
6,264,575 B1 7/2001 Lim et al.  
D472,843 S \* 4/2003 Marquez-Pickering ..... D11/81  
7,344,463 B2 \* 3/2008 Reiter ..... B62M 9/10  
474/160  
D599,719 S \* 9/2009 Wickliffe ..... D12/123  
D613,207 S \* 4/2010 Hsu ..... D12/123  
7,959,529 B2 6/2011 Braedt

**OTHER PUBLICATIONS**

Mike Levy, OneUp 44 Tooth X-Cog—Review, Pinkbike, Apr. 15, 2015.

Richard Cunningham, Wolf Tooth GC 42 Cassette Cog—Review, Pinkbike, May 17, 2015.

*Primary Examiner* — Darlington Ly

(57) **CLAIM**

We claim the ornamental design for a bicycle sprocket assembly, as shown and described.

**DESCRIPTION**

The file of this patent contains at least one drawing executed in color. Copies of this patent with color drawings will be provided by the United States Patent and Trademark Office upon request and payment of the necessary fee.

FIG. 1 is a front perspective view of a bicycle sprocket assembly showing our new design;

FIG. 2 is a front view of the bicycle sprocket assembly shown in FIG. 1;

FIG. 3 is a rear view of the bicycle sprocket assembly shown in FIG. 1;


FIG. 4 is a left side view of the bicycle sprocket assembly shown in FIG. 1;

FIG. 5 is a top view of the bicycle sprocket assembly shown in FIG. 1;

FIG. 6 is a bottom view of the bicycle sprocket assembly shown in FIG. 1; and,

FIG. 7 is a right side view of bicycle sprocket assembly shown in FIG. 1.

**1 Claim, 7 Drawing Sheets**  
**(7 of 7 Drawing Sheet(s) Filed in Color)**



(56)

**References Cited**

U.S. PATENT DOCUMENTS

9,403,578 B1 \* 8/2016 Yoshida ..... B62M 9/10  
D765,551 S \* 9/2016 Baker, Jr. .... D12/123  
9,511,819 B1 \* 12/2016 Watarai ..... F16H 55/30  
9,625,027 B2 \* 4/2017 Pfeiffer ..... F16H 55/30  
2013/0017191 A1 1/2013 Maeder et al.

\* cited by examiner




FIG. 1




FIG. 2




FIG. 3




FIG. 4




FIG. 5




FIG. 6






FIG. 7