



US00D803072S

(12) **United States Design Patent** (10) **Patent No.:** **US D803,072 S**
Fujimoto et al. (45) **Date of Patent:** **** Nov. 21, 2017**

(54) **WRIST WATCH**
(71) Applicant: **CITIZEN WATCH CO., LTD.**, Tokyo (JP)
(72) Inventors: **Sosuke Fujimoto**, Tokyo (JP); **Marie Yoshida**, Kodaira (JP)
(73) Assignee: **CITIZEN WATCH CO., LTD.**, Tokyo (JP)

D378,805 S * 4/1997 Riley D10/30
D381,584 S * 7/1997 Kennedy D10/30
D386,420 S * 11/1997 Kennedy D10/30
D386,423 S * 11/1997 Sang D10/30
D395,241 S * 6/1998 Galli D10/30
D420,293 S * 2/2000 Parmigiani D10/30
D448,311 S * 9/2001 Sciacca D10/39
D500,683 S * 1/2005 Sabarthes D10/30

(Continued)

(**) Term: **15 Years**

FOREIGN PATENT DOCUMENTS
WO DM068661 4/2007

(21) Appl. No.: **29/558,049**

OTHER PUBLICATIONS

(22) Filed: **Mar. 15, 2016**

Design Milk, 12 Minimalist Watches, posted on Dec. 9, 2014, [online], [site visited on Mar. 23, 2017]. Available from Internet, <URL: <http://design-milk.com/time-simplicity-12-minimalist-watches/>>.*

(51) **LOC (10) Cl.** **10-02**

(52) **U.S. Cl.**
USPC **D10/39**

(58) **Field of Classification Search**
USPC D10/1-29, 30-39, 122-132; D11/1, 2, 3, D11/4
CPC G04B 19/00; G04B 19/04; G04B 19/10; G04B 19/34; G04B 19/166; G04B 19/23; G04B 19/235; G04B 19/20; G04B 37/00; G04B 37/0008; G04B 37/0058; G04B 37/12; G04B 45/00; G04B 45/0069; G04B 45/0076

Primary Examiner — Sheryl Lane
Assistant Examiner — Samantha N Wood
(74) *Attorney, Agent, or Firm* — RatnerPrestia

See application file for complete search history.

(57) **CLAIM**

The ornamental design for a wrist watch, as shown and described.

(56) **References Cited**


DESCRIPTION

U.S. PATENT DOCUMENTS

D59,740 S * 11/1921 Gruen D10/39
D158,694 S * 5/1950 Santini D10/39
D163,396 S * 5/1951 Lerman D10/1
D178,091 S * 6/1956 Sparks D10/39
D264,188 S * 5/1982 Bvlgari D10/39
D297,126 S * 8/1988 Grinberg D10/126
4,903,253 A * 2/1990 Nikles G04B 37/084
224/167
D324,653 S * 3/1992 Mandelli D10/34
D324,654 S * 3/1992 Mandelli D10/34
D333,988 S * 3/1993 Dumas D10/30

FIG. 1 is an enlarged perspective view of a wrist watch showing our new design;
FIG. 2 is a front elevational view thereof;
FIG. 3 is a left side elevational view thereof;
FIG. 4 is a right side elevational view thereof;
FIG. 5 is a rear elevational view thereof;
FIG. 6 is a top plan view thereof; and,
FIG. 7 is a bottom plan view thereof.
The broken lines shown in FIGS. 1 and 2 are for illustrating portions of the article and form no part of the claimed design.

1 Claim, 4 Drawing Sheets



(56)

References Cited

U.S. PATENT DOCUMENTS

D504,624 S *	5/2005	Bodino	D10/39
D505,086 S *	5/2005	Fernandez	D10/39
D567,678 S *	4/2008	Iff	D10/39
D572,610 S	7/2008	Colombo	
D602,381 S *	10/2009	Bodino	D10/38
D612,269 S	3/2010	Leung	
D629,311 S	12/2010	Giannini	
D635,472 S	4/2011	Dalla Libera	
D672,256 S *	12/2012	Behar	D10/39
D673,463 S *	1/2013	Duport	D10/32
D735,069 S *	7/2015	Paradise	D11/3
D748,502 S *	2/2016	Rapko	D10/30

* cited by examiner

FIG. 1



FIG. 2

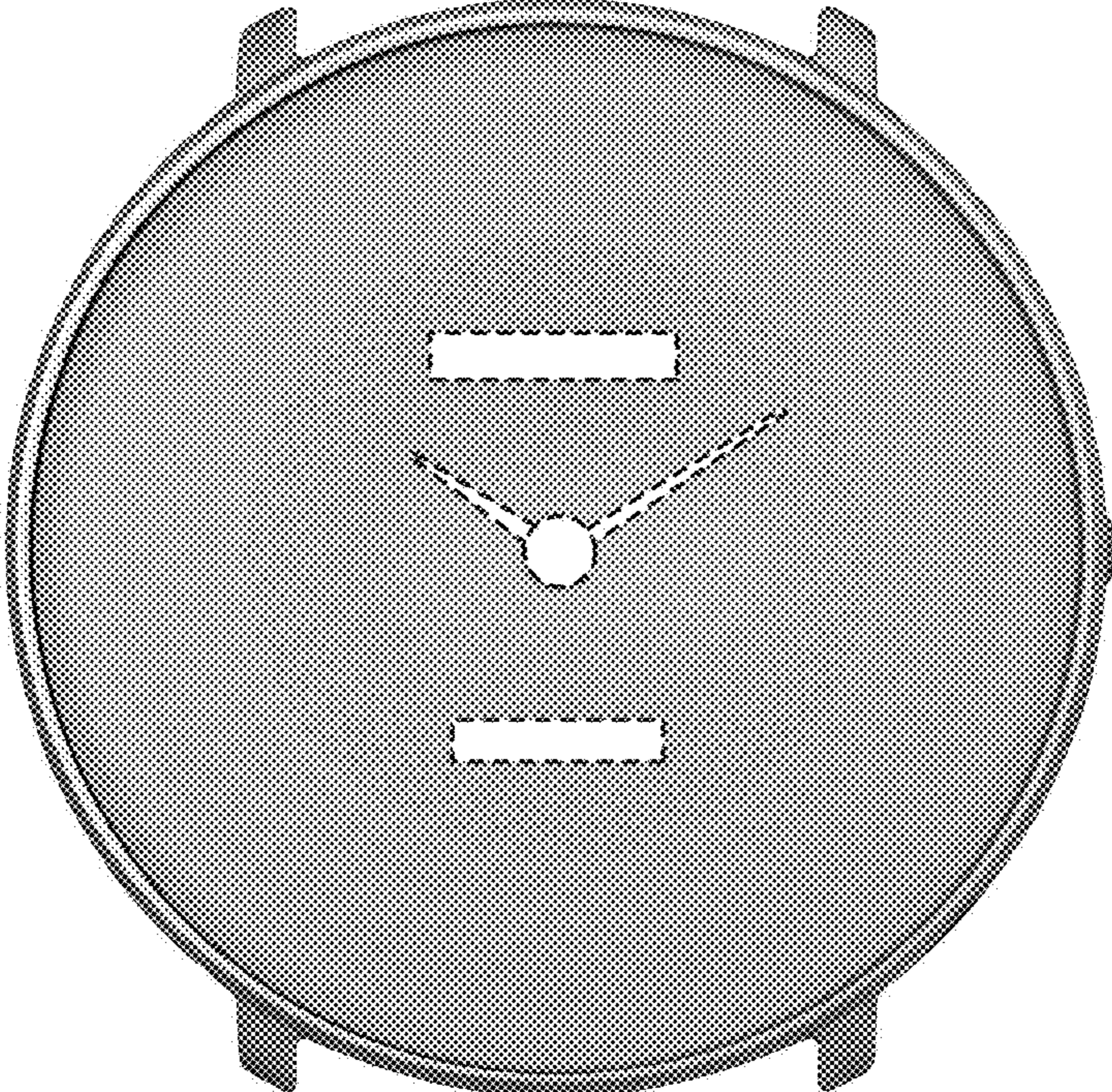


FIG. 3




FIG. 4




FIG. 5




FIG. 6




FIG. 7

