



US00D803069S

(12) **United States Design Patent** (10) **Patent No.:** **US D803,069 S**
Figuls (45) **Date of Patent:** **** Nov. 21, 2017**

(54) **CONTAINER FOR FOOD**

B65D 11/20; B65D 23/00; A61J 1/10;
A61J 1/2089; A61J 1/201; A61J 1/2096

(71) Applicant: **PROASEPTIC TECHNOLOGIES**
SL, Barcelona (ES)

See application file for complete search history.

(72) Inventor: **Roger Figuls, Barcelona (ES)**

(56) **References Cited**

(73) Assignee: **PROASEPTIC TECHNOLOGIES**
SL, Barcelona (ES)

U.S. PATENT DOCUMENTS

(**) Term: **15 Years**

D435,440 S *	12/2000	Croft	D9/696
D563,243 S *	3/2008	Murray	D9/710
D650,689 S *	12/2011	Schwartz	D9/543
D674,707 S *	1/2013	Berman	D9/710
D687,319 S *	8/2013	Panetta	D9/601
D687,721 S *	8/2013	Karwowska	D9/631
D689,776 S *	9/2013	Murray	D9/707
D724,443 S *	3/2015	Sharpe	D9/710
D769,130 S *	10/2016	Lederer	D9/708

(21) Appl. No.: **29/577,783**

(22) Filed: **Sep. 15, 2016**

* cited by examiner

(30) **Foreign Application Priority Data**

Mar. 15, 2016 (EM) 003029511-0005

Primary Examiner — Abraham Bahta

(51) **LOC (10) Cl.** **09-05**

(74) *Attorney, Agent, or Firm* — Nixon & Vanderhye P.C.

(52) **U.S. Cl.**
USPC **D9/709**

(57) **CLAIM**

(58) **Field of Classification Search**

The ornamental design for a container for food, as shown and described.

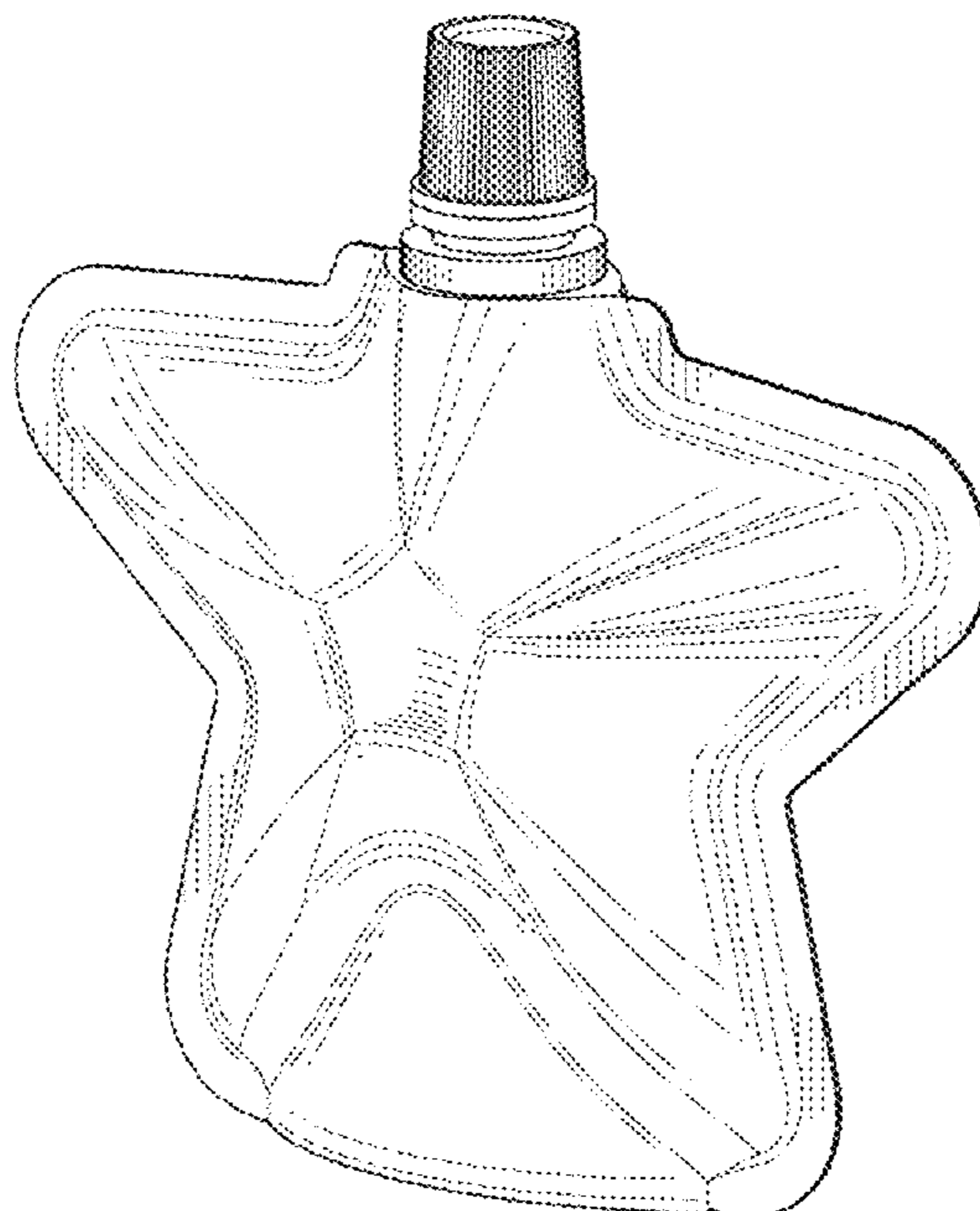
USPC D9/702-714, 720-722, 414, 434-435,
D9/696, 716, 771, 447, 516-517,
D9/738-747, 544, 520-521; D24/118,
D24/207, 108; 383/6, 9, 22, 96, 61.1,
383/80-81, 104, 901, 63, 203, 107,
383/119-120, 123, 61.2, 44; 220/675,
220/495.03; 215/381-385, 400, 328, 316;
206/484; D3/202; 428/34.3; 222/92,
222/215, 95, 107; 604/408, 403, 415

CPC B65D 41/12; B65D 41/00; B65D 41/02;
B65D 41/04; B65D 41/26; B65D 41/34;
B65D 1/02; B65D 1/00; B65D 1/32;
B65D 1/023; B65D 11/00; B65D 11/04;

DESCRIPTION

FIG. 1 is a perspective view of the container for food showing my new design;
FIG. 2 is a front view thereof;
FIG. 3 is a left side view thereof;
FIG. 4 is a rear view thereof;
FIG. 5 is a right side view thereof;
FIG. 6 is a top view thereof; and,
FIG. 7 is a bottom view thereof.

1 Claim, 4 Drawing Sheets



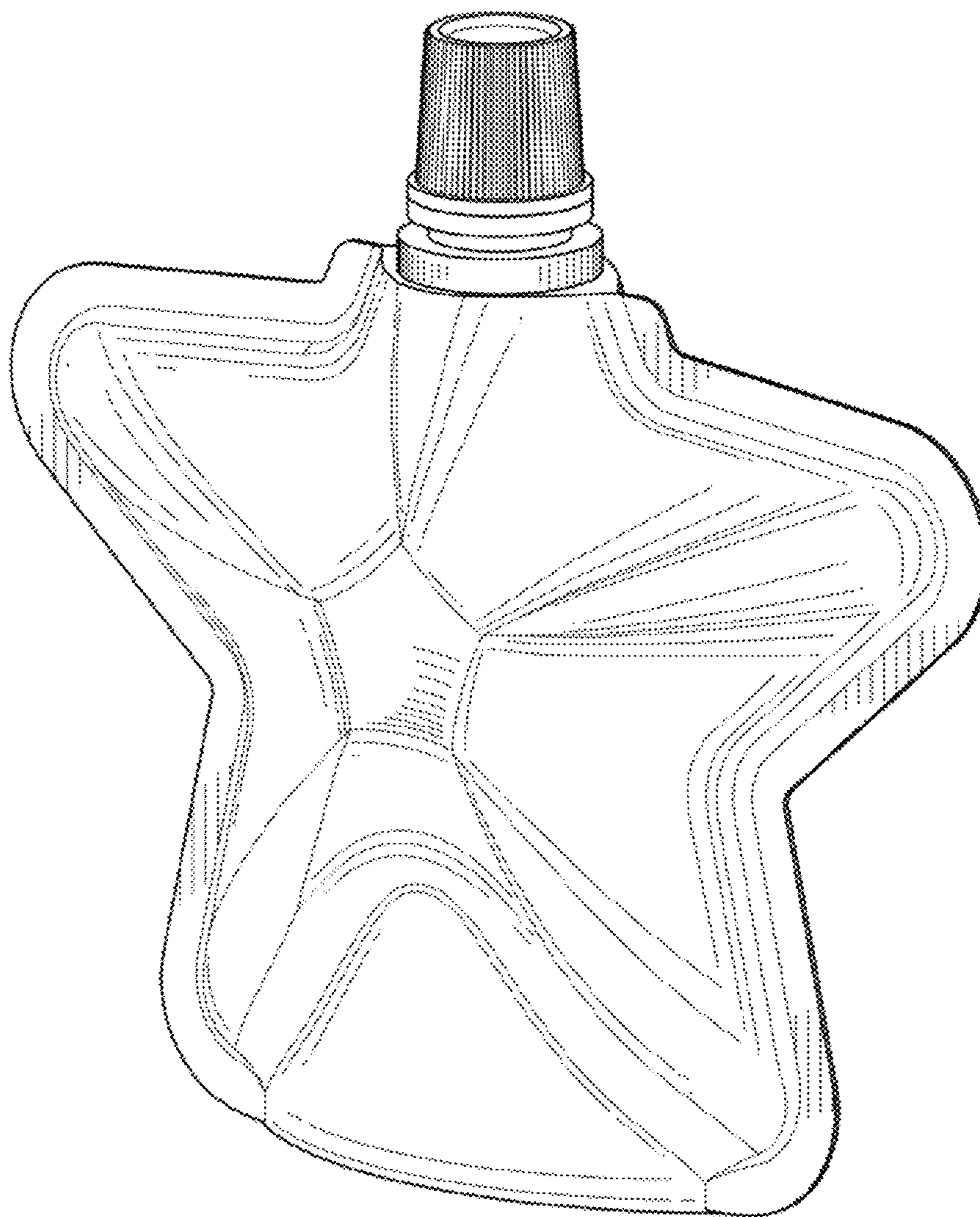


Fig. 1

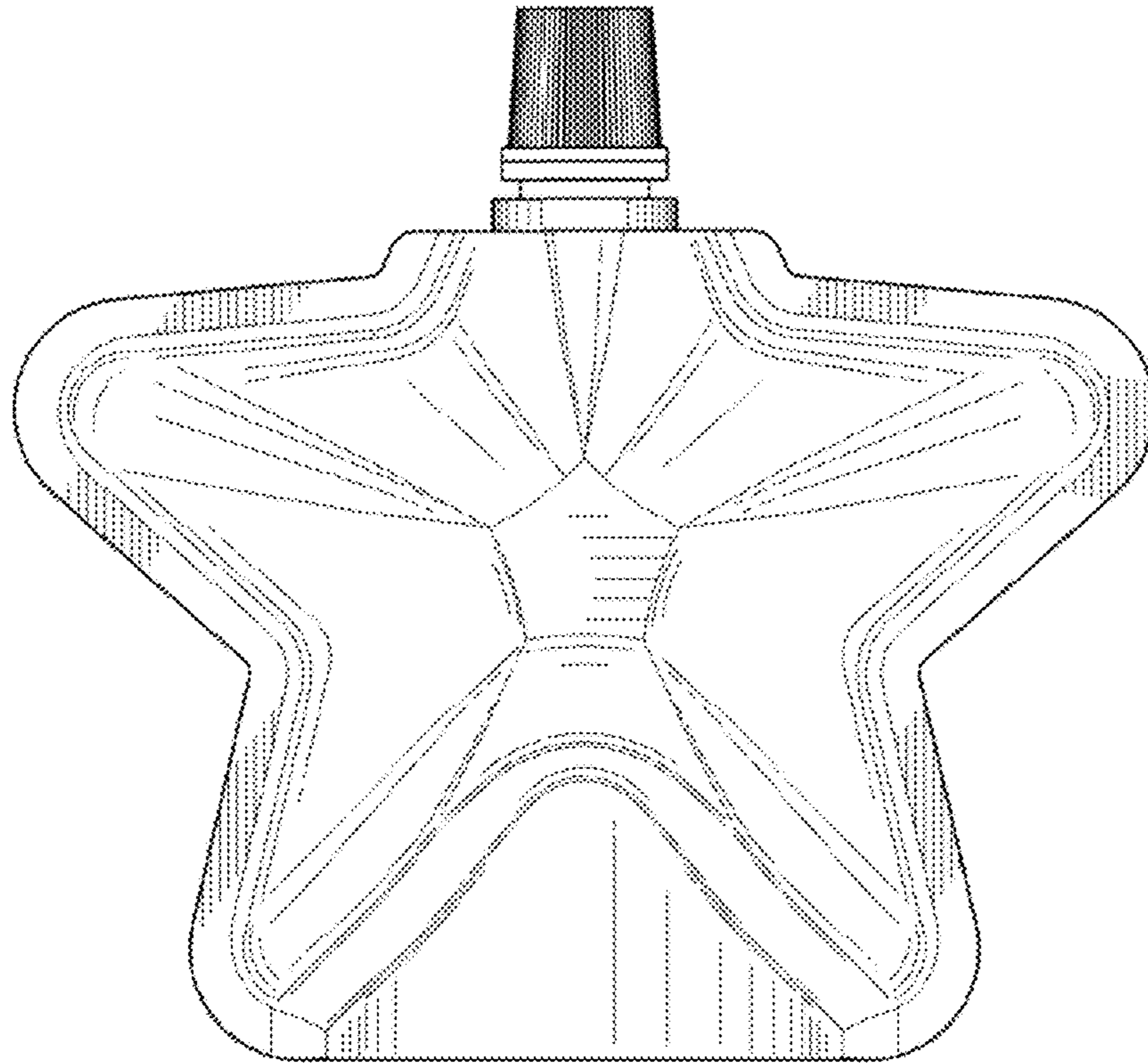


Fig. 2

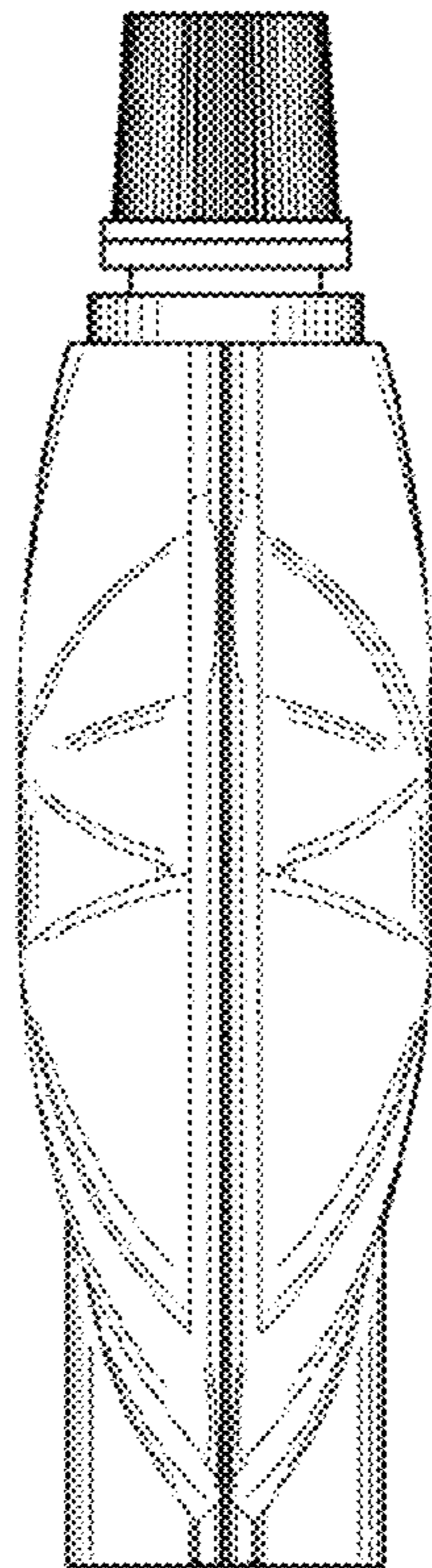


Fig. 3

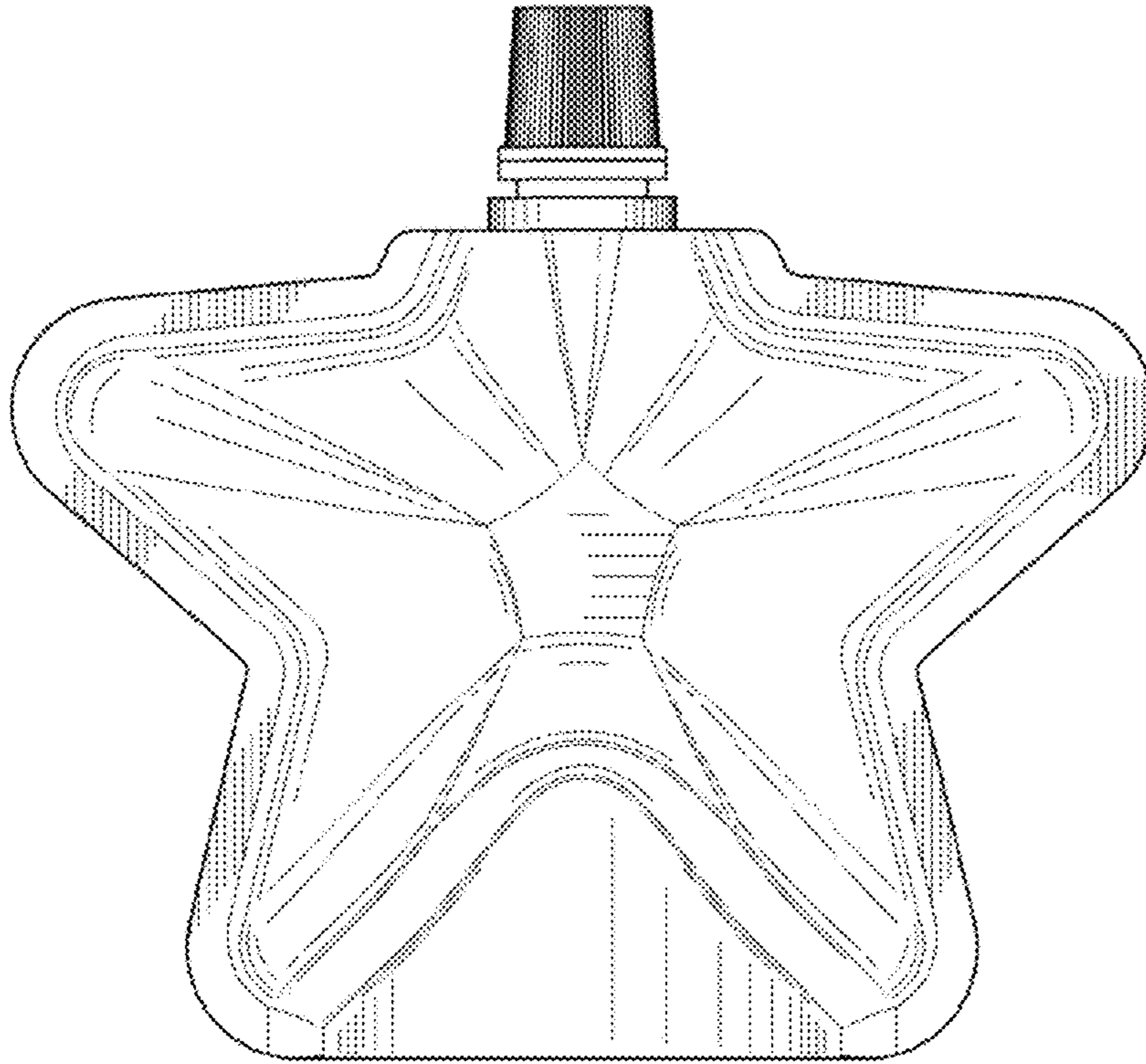


Fig. 4

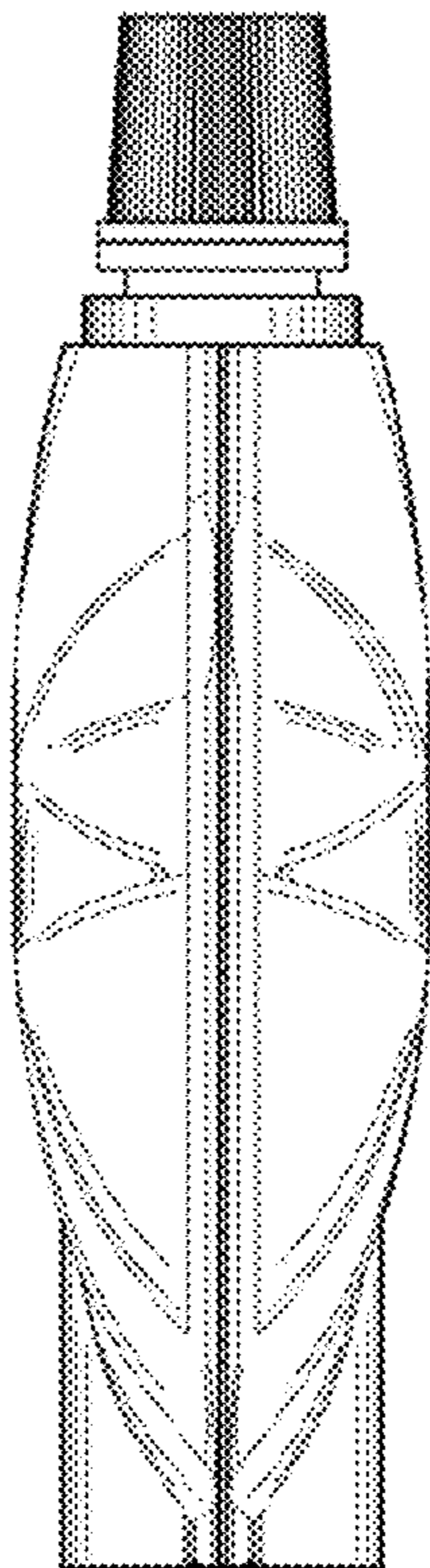


Fig. 5

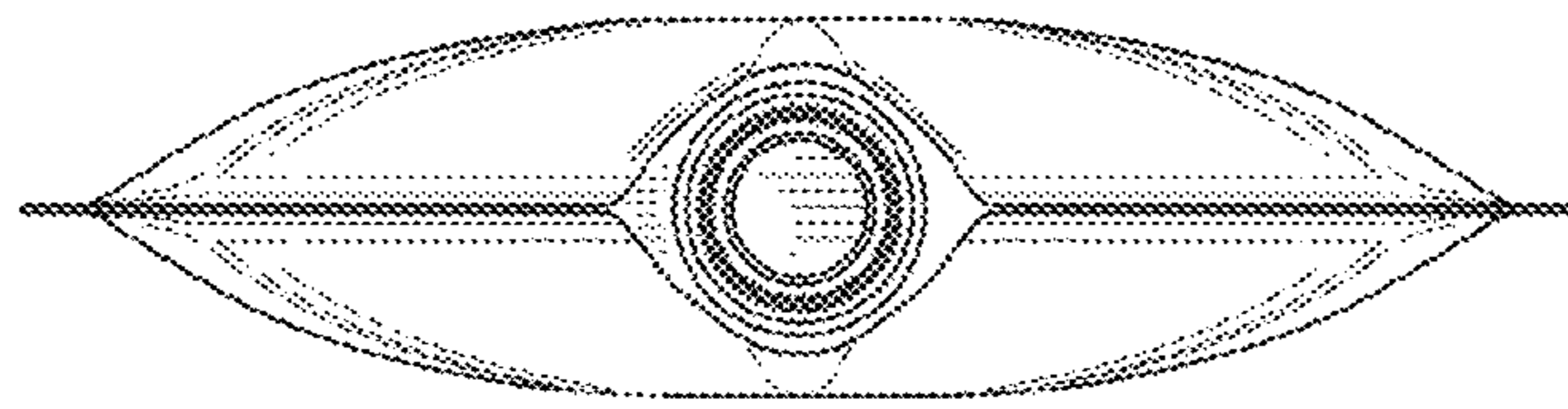


Fig. 6

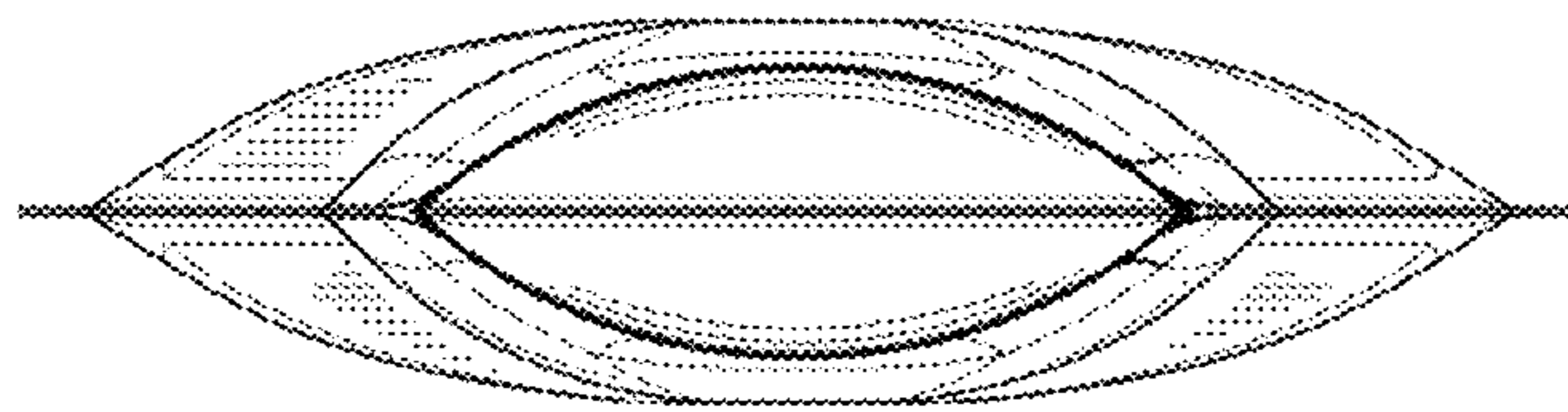


Fig. 7