



US00D803063S

(12) **United States Design Patent** (10) **Patent No.:** **US D803,063 S**  
**Matuszczak** (45) **Date of Patent:** **\*\* Nov. 21, 2017**

(54) **TURTLE CONTAINER**  
(71) Applicant: **Palmer Surf LLC**, Dallas, TX (US)  
(72) Inventor: **Maciej Matuszczak**, Woodstock, GA (US)  
(73) Assignee: **Palmer Surf LLC**, Dallas, TX (US)  
(\*\*) Term: **15 Years**

D433,634 S \* 11/2000 Nicolas ..... D9/520  
D449,978 S \* 11/2001 Viellard ..... D9/521  
D468,058 S \* 12/2002 Thorpe ..... D28/82  
D525,151 S \* 7/2006 Oas ..... D10/2  
D546,056 S \* 7/2007 Oas ..... D3/203.2  
D547,189 S \* 7/2007 Legros ..... D9/521  
D597,848 S \* 8/2009 Petzold ..... D9/544  
D624,829 S \* 10/2010 Ramsey ..... D9/687  
D642,921 S \* 8/2011 Endert ..... D9/454  
D645,616 S \* 9/2011 Wells ..... D28/82  
D656,409 S \* 3/2012 Tadmor ..... D9/687  
D690,055 S \* 9/2013 Chen ..... D28/73

(21) Appl. No.: **29/570,659**  
(22) Filed: **Jul. 11, 2016**  
(51) **LOC (10) Cl.** ..... **09-01**  
(52) **U.S. Cl.**  
USPC ..... **D9/522**; D9/549; D9/571  
(58) **Field of Classification Search**  
USPC ..... D9/434, 435, 444-445, 449, 452-454,  
D9/500-505, 516, 519-526, 529-530,  
D9/535, 537-546, 548-575, 682-694,  
D9/723-729; D7/300, 598; 215/252,  
215/253, 379, 381-385; 220/660, 662,  
220/669-673, 675; D28/4, 7, 73, 76-77,  
D28/82, 85-87; D3/203.2, 203.4, 901  
CPC ..... B65D 1/0223; B65D 2501/0036; B65D  
79/005; B65D 23/102; B65D 2501/0027;  
B65D 23/0814; B65D 1/0233; B65D  
1/095; B65D 2251/023; B65D 2255/20;  
B65D 41/0485; B65D 47/122; B65C  
3/08; A45D 2034/002; A45D 34/045  
See application file for complete search history.

\* cited by examiner

*Primary Examiner* — Anhdao Doan  
*Assistant Examiner* — Mary Malley  
(74) *Attorney, Agent, or Firm* — Bates & Bates, LLC

(57) **CLAIM**

I claim the ornamental design for a turtle container, as shown and described.

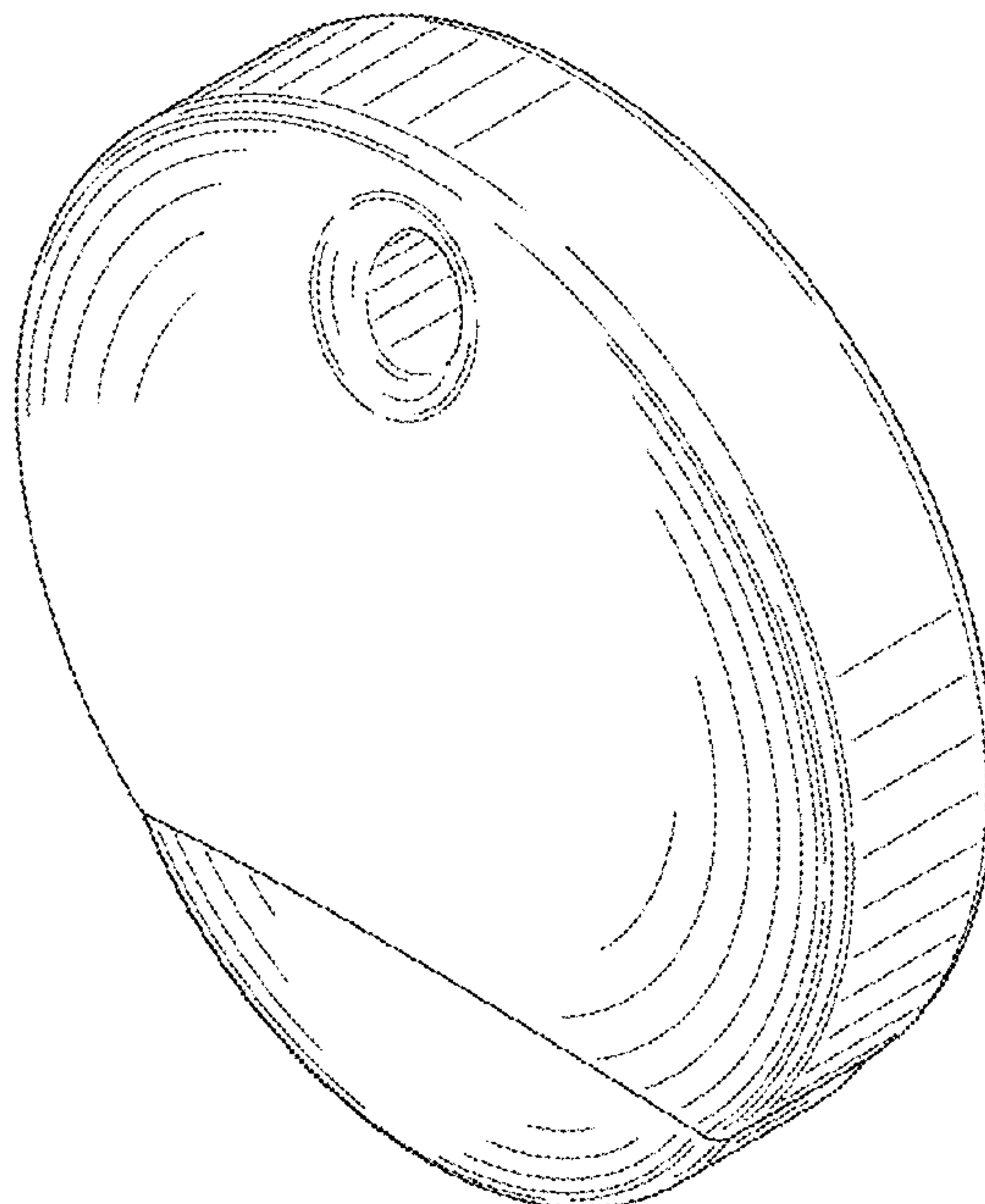
**DESCRIPTION**

FIG. 1 is a top perspective view of a turtle container;  
FIG. 2 is a bottom perspective view thereof;  
FIG. 3 is a rear view thereof;  
FIG. 4 is a left side view thereof;  
FIG. 5 is a front view thereof;  
FIG. 6 is a right side view thereof;  
FIG. 7 is a top view thereof; and,  
FIG. 8 is a bottom view thereof.

(56) **References Cited**  
U.S. PATENT DOCUMENTS

D363,661 S \* 10/1995 Lambelet, Jr. .... D3/203.4  
D396,329 S \* 7/1998 Litton ..... D28/82

**1 Claim, 6 Drawing Sheets**



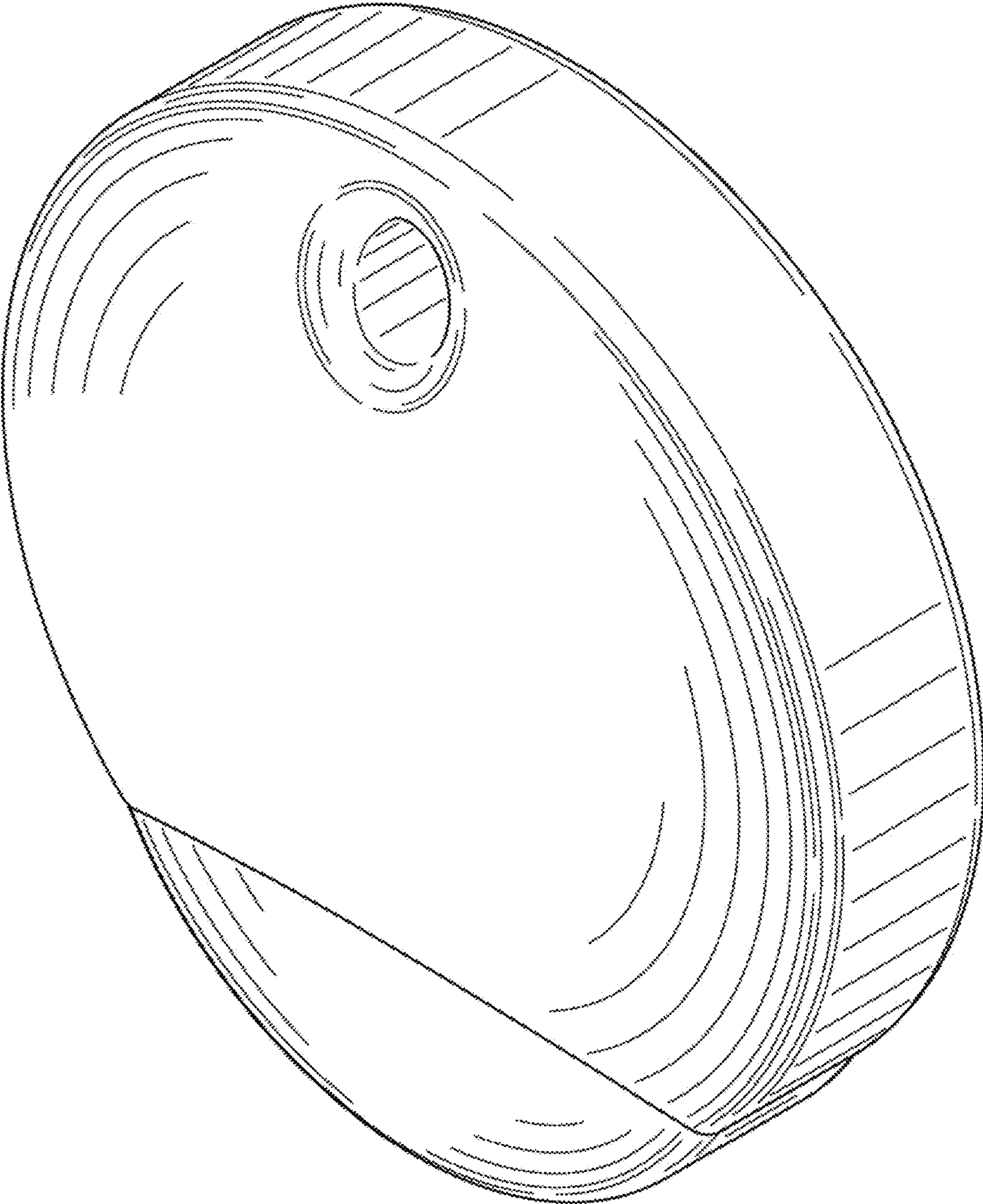


FIG. 1



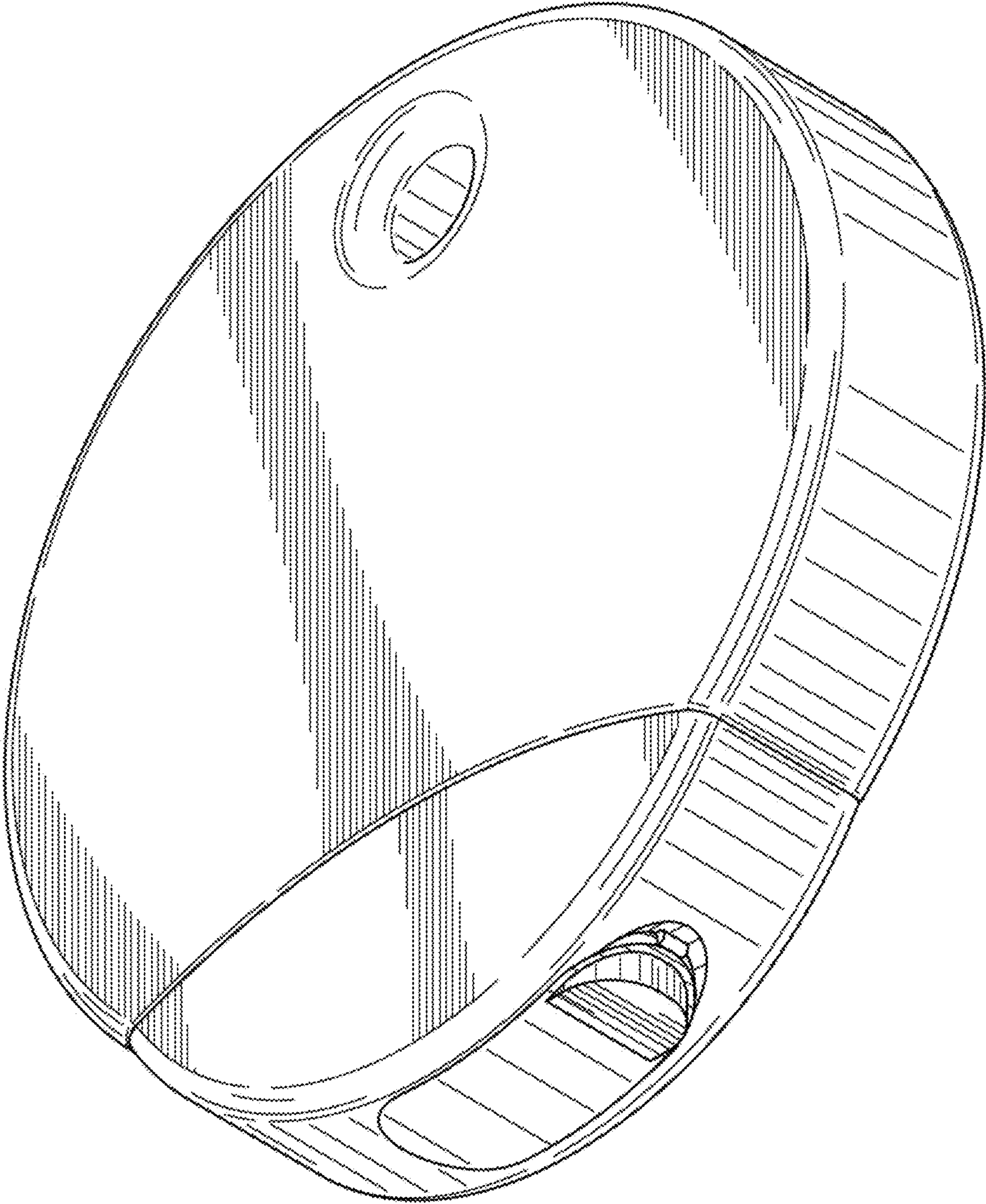


FIG. 2

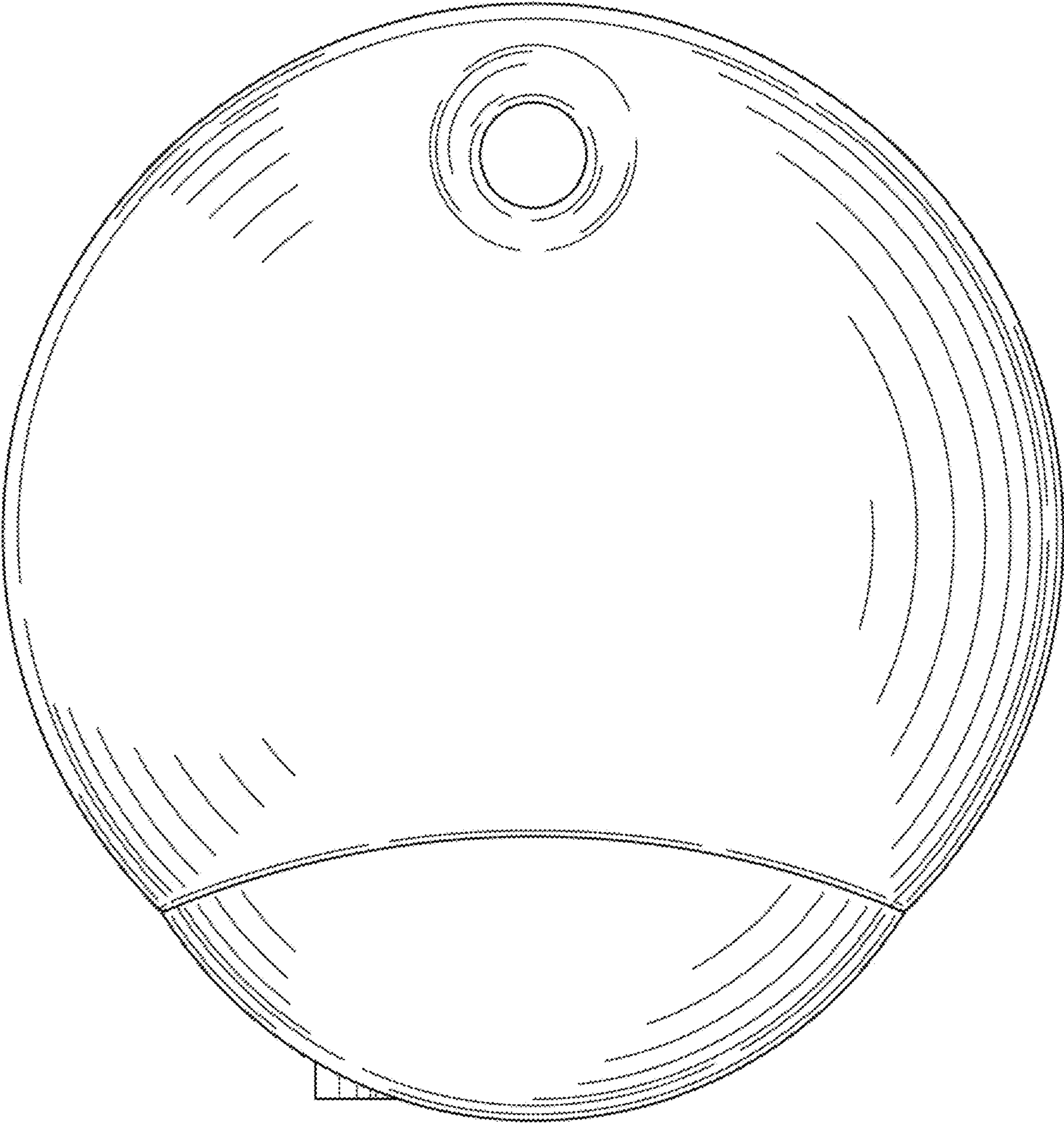


FIG. 3

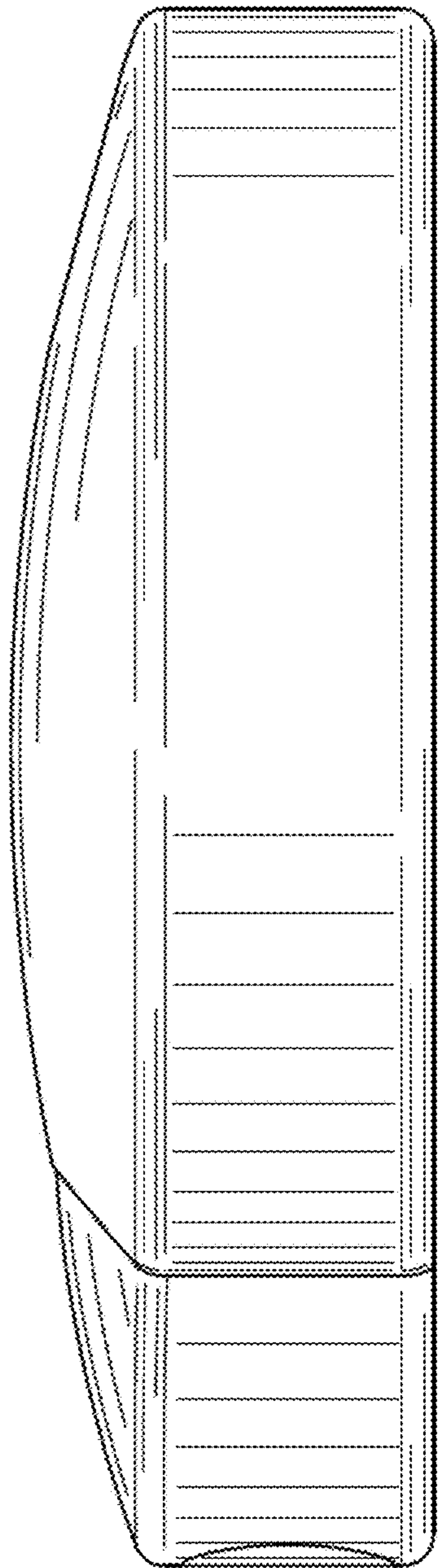


FIG. 4

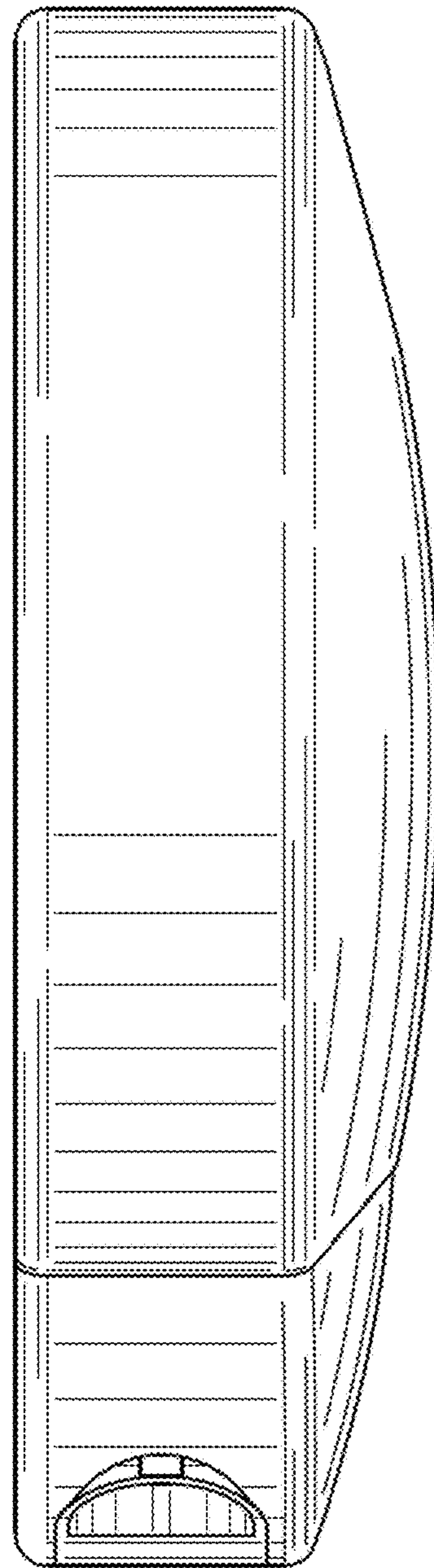


FIG. 6



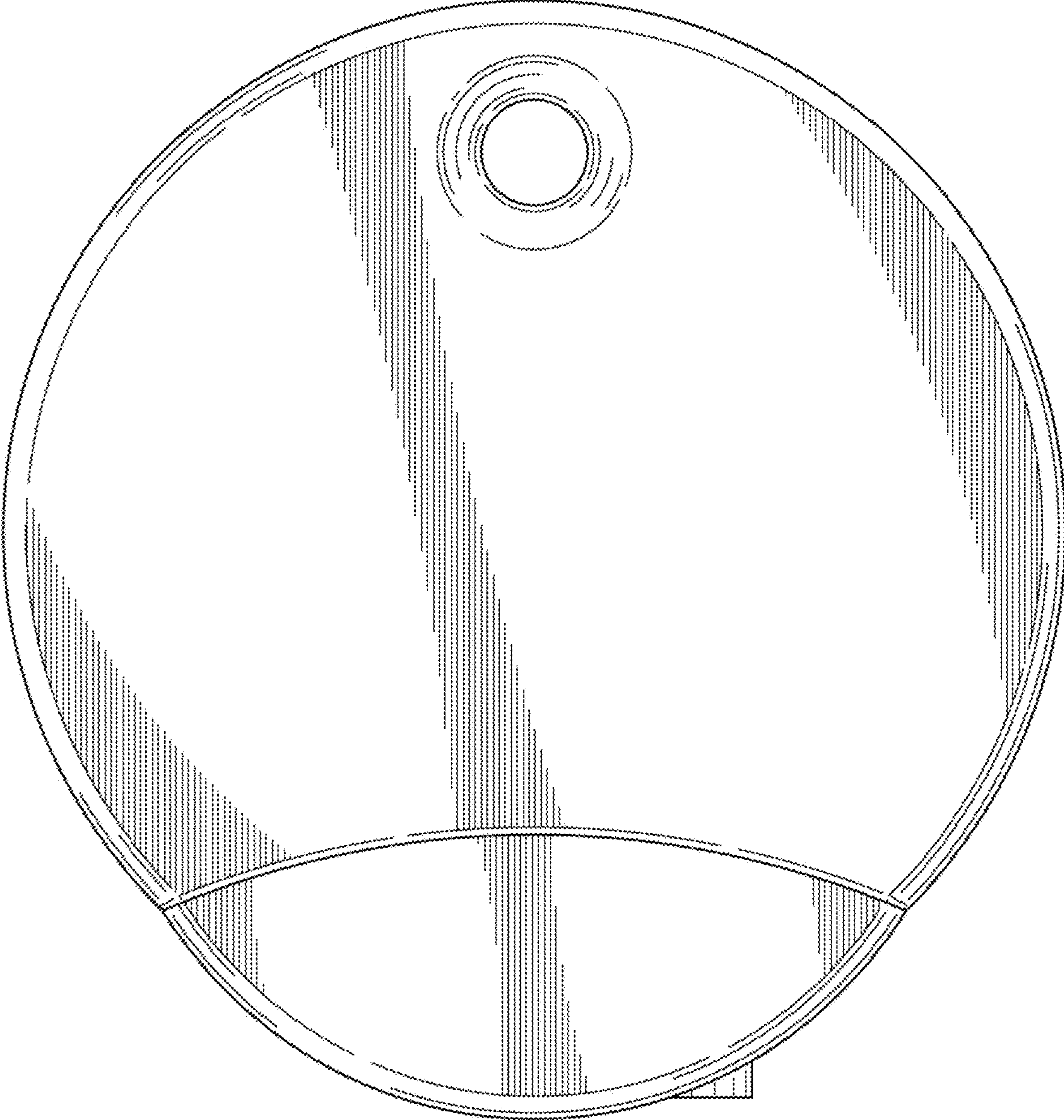


FIG. 5

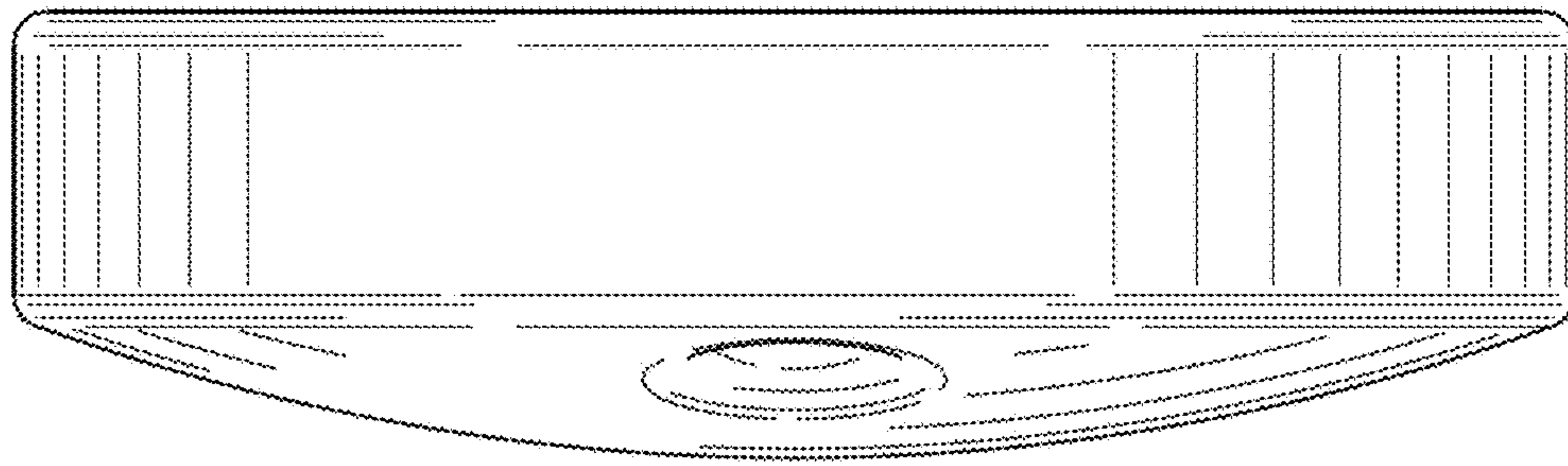


FIG. 7

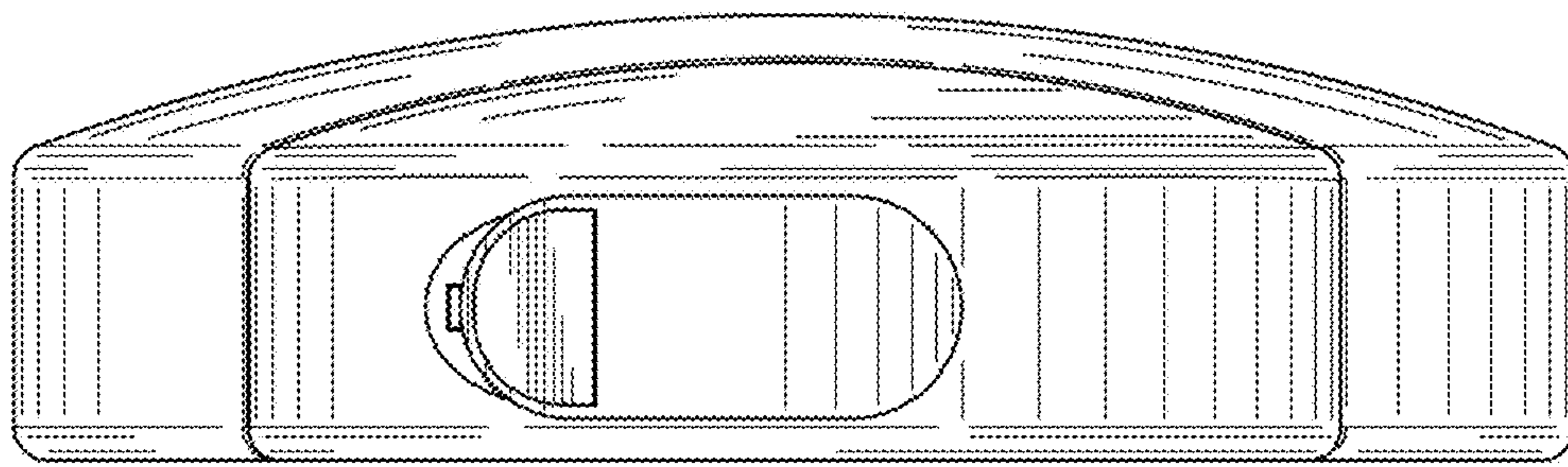


FIG. 8