



US00D803058S

(12) **United States Design Patent** (10) **Patent No.:** **US D803,058 S**
DiFranza et al. (45) **Date of Patent:** **** Nov. 21, 2017**

(54) **PACKAGE**

(71) Applicant: **The Gillette Company**, Boston, MA (US)

(72) Inventors: **Elizabeth DiFranza**, Arlington, MA (US); **Michael Kraine**, Wellesley, MA (US); **David Alan Volker, Jr.**, Pleasant Ridge, OH (US)

(73) Assignee: **The Gillette Company LLC**, Boston, MA (US)

(**) Term: **15 Years**

(21) Appl. No.: **29/568,215**

(22) Filed: **Jun. 16, 2016**

(51) **LOC (10) Cl.** **09-03**

(52) **U.S. Cl.**
USPC **D9/457; D9/434**

(58) **Field of Classification Search**
USPC D5/45, 56, 59, 60, 62, 63; D9/414–416, D9/418, 425, 428, 432–434, 457, 499, D9/617, 649, 735, 748; D14/489, 490, D14/492, 494, 495; D20/27, 42
CPC B65D 2203/00; B65D 2203/02; B65D 5/4233; G09F 2003/0272; G09F 2003/0273

See application file for complete search history.

(56) **References Cited**

U.S. PATENT DOCUMENTS

D137,712 S * 4/1944 Miano 294/170
D276,793 S * 12/1984 Richards D9/415
D361,935 S * 9/1995 Johnson D9/434
D375,459 S * 11/1996 Tipp D9/434
D377,313 S * 1/1997 Tipp D9/434
D478,510 S * 8/2003 Kumakura D9/415
D479,687 S * 9/2003 Kumakura D9/415

D531,021 S * 10/2006 Ashby D9/415
D578,164 S * 10/2008 Ingle D20/27
D578,165 S * 10/2008 Gray D19/26
D653,108 S * 1/2012 Graham D9/434
D680,126 S * 4/2013 Seo D14/486
D680,550 S * 4/2013 Seo D14/486
D751,896 S * 3/2016 Bach D9/432
D757,812 S * 5/2016 Woo D14/492

OTHER PUBLICATIONS

Target. Gillette Fusion5 ProShield Power Men's Razor. Feb. 5, 2017 [earliest online date], [site visited May 9, 2017]. Available from Internet, <URL:http://www.targetcom/p/gillette-fusion5-proshield-power-men-s-razor/-/A-51819038>.*

* cited by examiner

Primary Examiner — Robert M Spear

Assistant Examiner — Darcey E Heflin

(74) *Attorney, Agent, or Firm* — Ronald T. Sia; Kevin C. Johnson; Steven W. Miller

(57) **CLAIM**

The ornamental design for a package, as shown and described.

DESCRIPTION

FIG. 1 is a perspective view of a package of the present invention; and

FIG. 2 is a front view of the package of FIG. 1;

FIG. 3 is a back view of the package of FIG. 1;

FIG. 4 is a left side view of the package of FIG. 1;

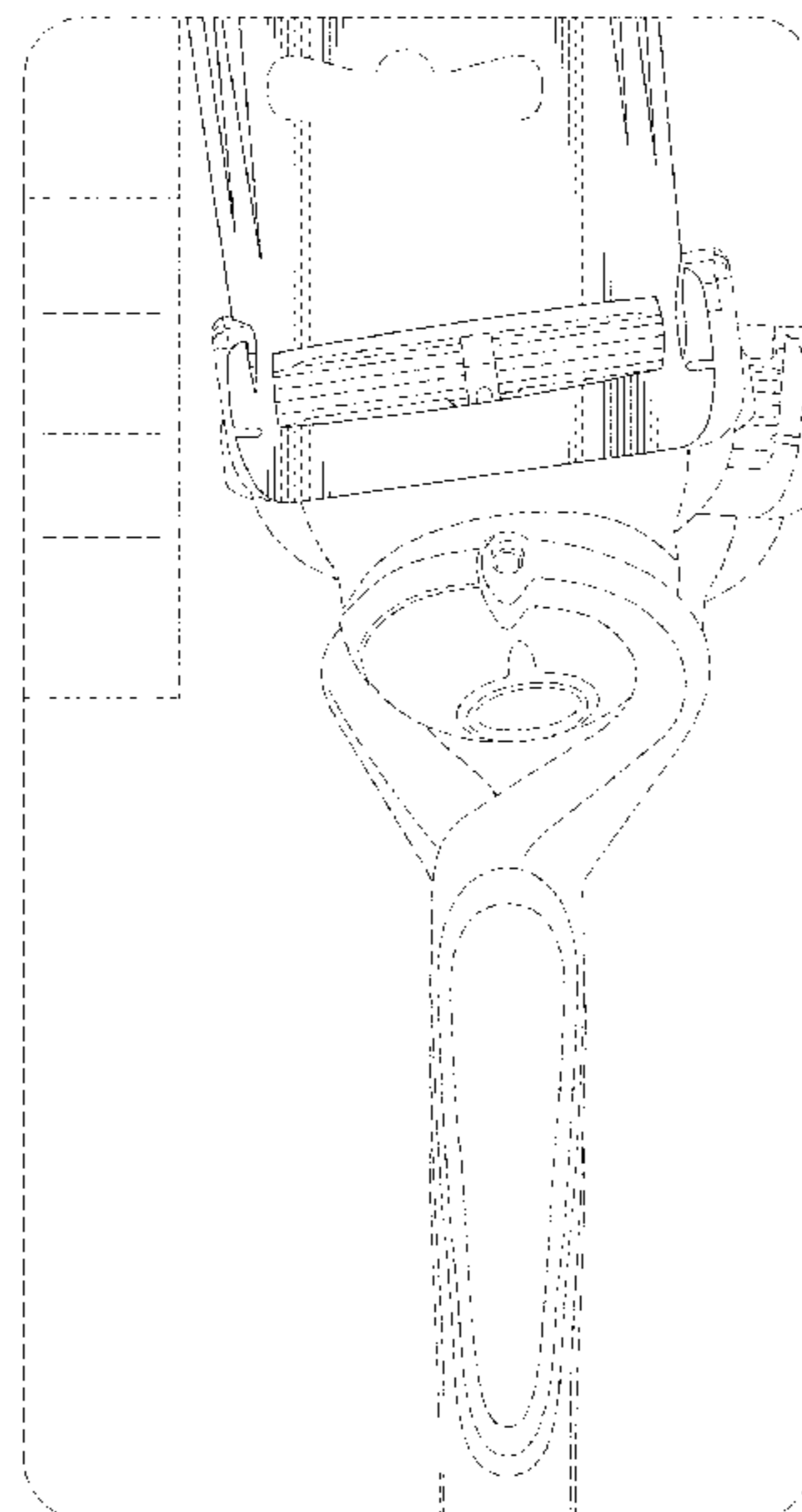
FIG. 5 is a right side view of the package of FIG. 1;

FIG. 6 is a top view of the package of FIG. 1; and,

FIG. 7 is a bottom view of the package of FIG. 1.

In the drawings, the broken lines showing portions of a package depict environment and form no part of the claim.

1 Claim, 4 Drawing Sheets



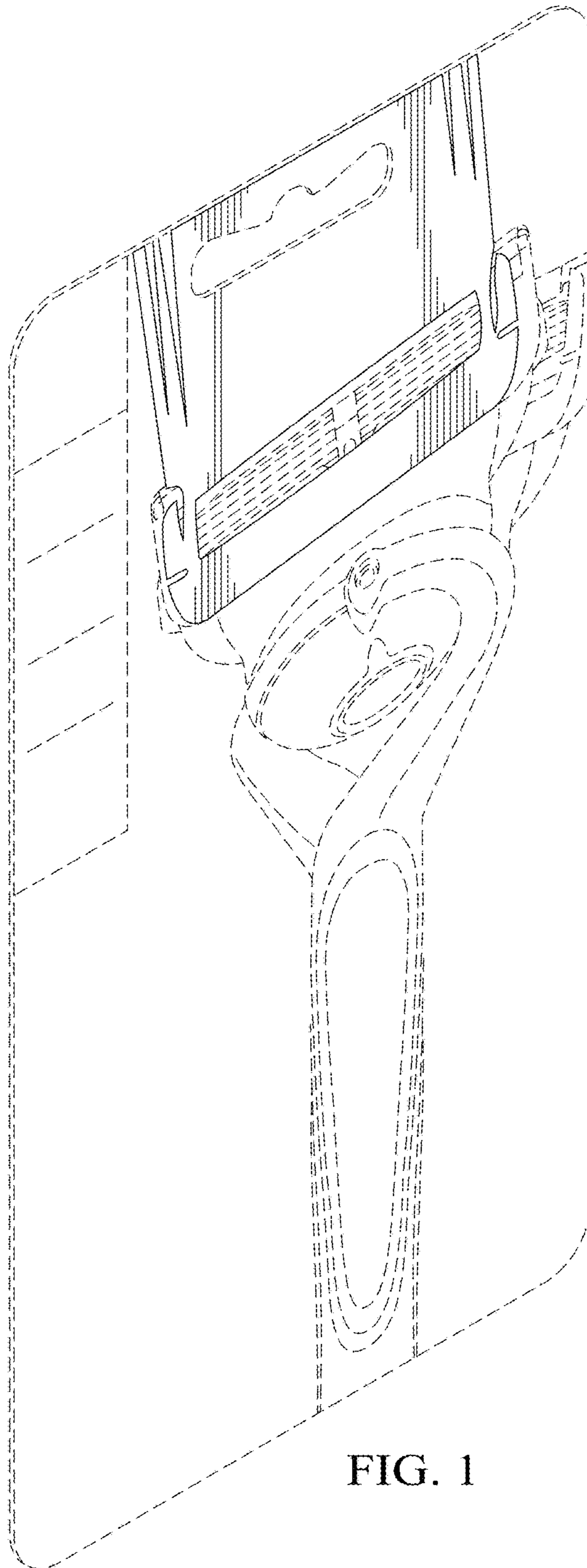


FIG. 1

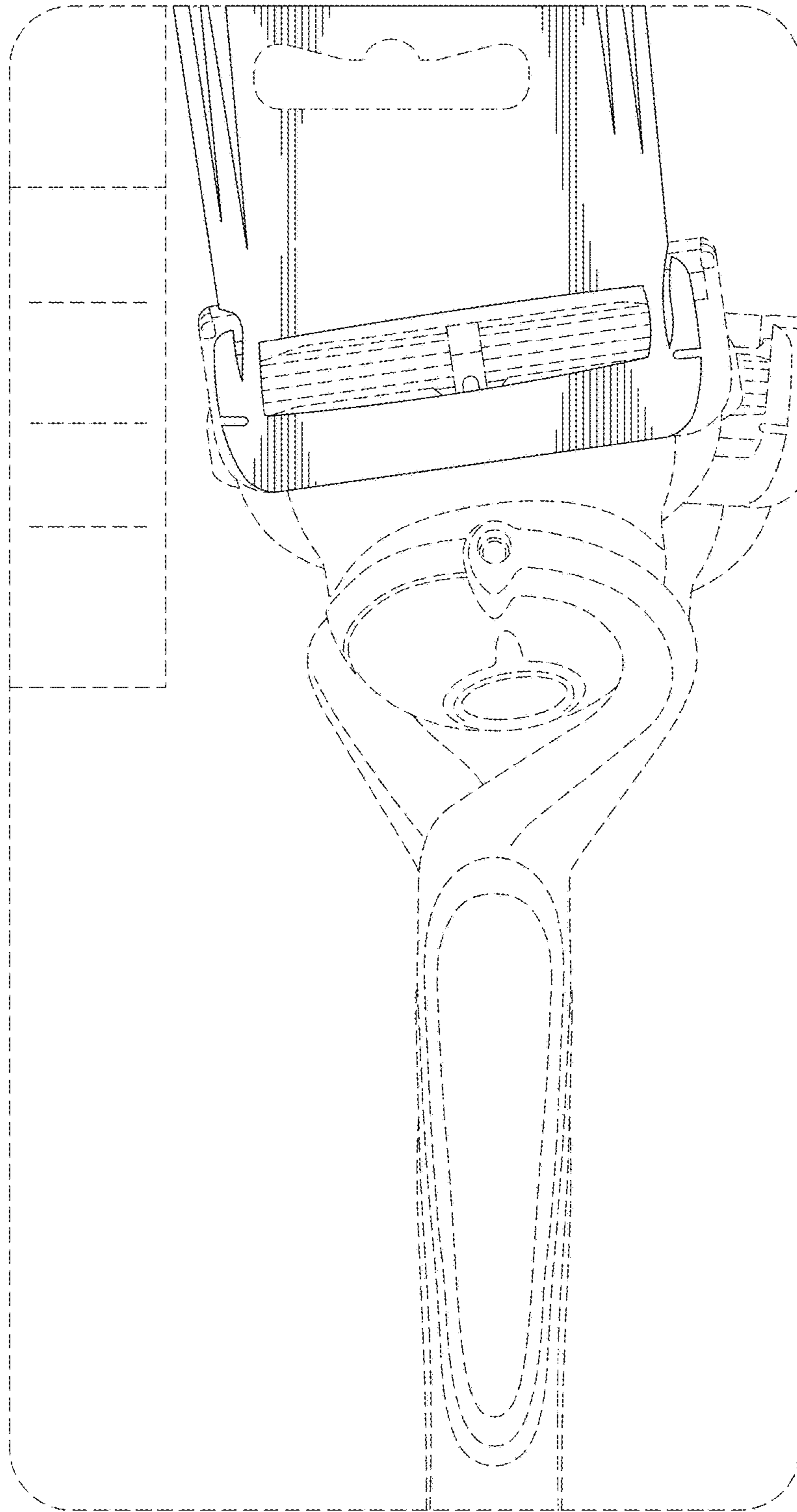


FIG. 2




FIG. 3




FIG. 4 FIG. 5

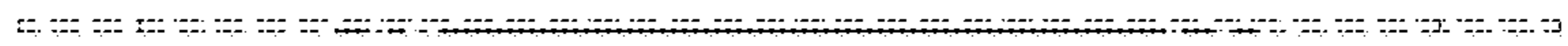


FIG. 6

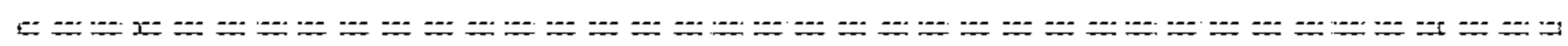


FIG. 7