



US00D803052S

(12) **United States Design Patent** (10) **Patent No.:** **US D803,052 S**
Senter (45) **Date of Patent:** **** Nov. 21, 2017**

(54) **CAN OPENING TAB**
(71) Applicant: **Steven Senter**, Windsor, CT (US)
(72) Inventor: **Steven Senter**, Windsor, CT (US)
(**) Term: **15 Years**
(21) Appl. No.: **29/552,748**
(22) Filed: **Jan. 26, 2016**
(51) **LOC (10) Cl.** **09-07**
(52) **U.S. Cl.**
USPC **D9/438**
(58) **Field of Classification Search**
USPC D9/434, 435, 437-440, 443, 445, 447,
D9/449, 454, 499, 518
CPC B65D 2517/0014; B65D 17/165
See application file for complete search history.

2005/0258175 A1* 11/2005 Robertson B65D 17/165
220/269
2007/0138178 A1 6/2007 Erickson
2010/0193519 A1* 8/2010 Forrest B65D 17/165
220/272

OTHER PUBLICATIONS

Blogspot. Best Can Openers. Jan. 31, 2014 [earliest online date],
[site visited Jan. 10, 2017]. Available from Internet, <URL:http://
canovenrs3.blogspot.com/2014_01_01_archive.html>.*

* cited by examiner

Primary Examiner — Robert M. Spear
Assistant Examiner — Darcey E Heflin

(57) **CLAIM**


The ornamental design for a can opening tab, as shown and described.

DESCRIPTION

FIG. 1 is a front view of a can opening tab showing my new design;
FIG. 2 is a rear view of the can opening tab;
FIG. 3 is a left side view of the can opening tab, a right side view being a mirror image thereof;
FIG. 4 is a top view of the can opening tab;
FIG. 5 is a bottom view of the can opening tab; and,
FIG. 6 is a top front side perspective view of the can opening tab.
In the drawings, the broken lines showing portions of a can opening tab depict environment and form no part of the claim.

(56) **References Cited**
U.S. PATENT DOCUMENTS
4,880,136 A 11/1989 Englert
5,285,924 A 2/1994 Morris
5,785,199 A 7/1998 Woidtke
6,722,518 B1 4/2004 Bartz
D625,184 S * 10/2010 Forrest D9/434
8,146,768 B2 * 4/2012 Forrest B65D 17/165
220/253
8,608,007 B2 12/2013 Seo
8,695,245 B2 * 4/2014 Schorre B65D 17/165
220/269
D715,144 S 10/2014 Scott
D739,728 S * 9/2015 Schorre B65D 17/165
D9/438

1 Claim, 3 Drawing Sheets



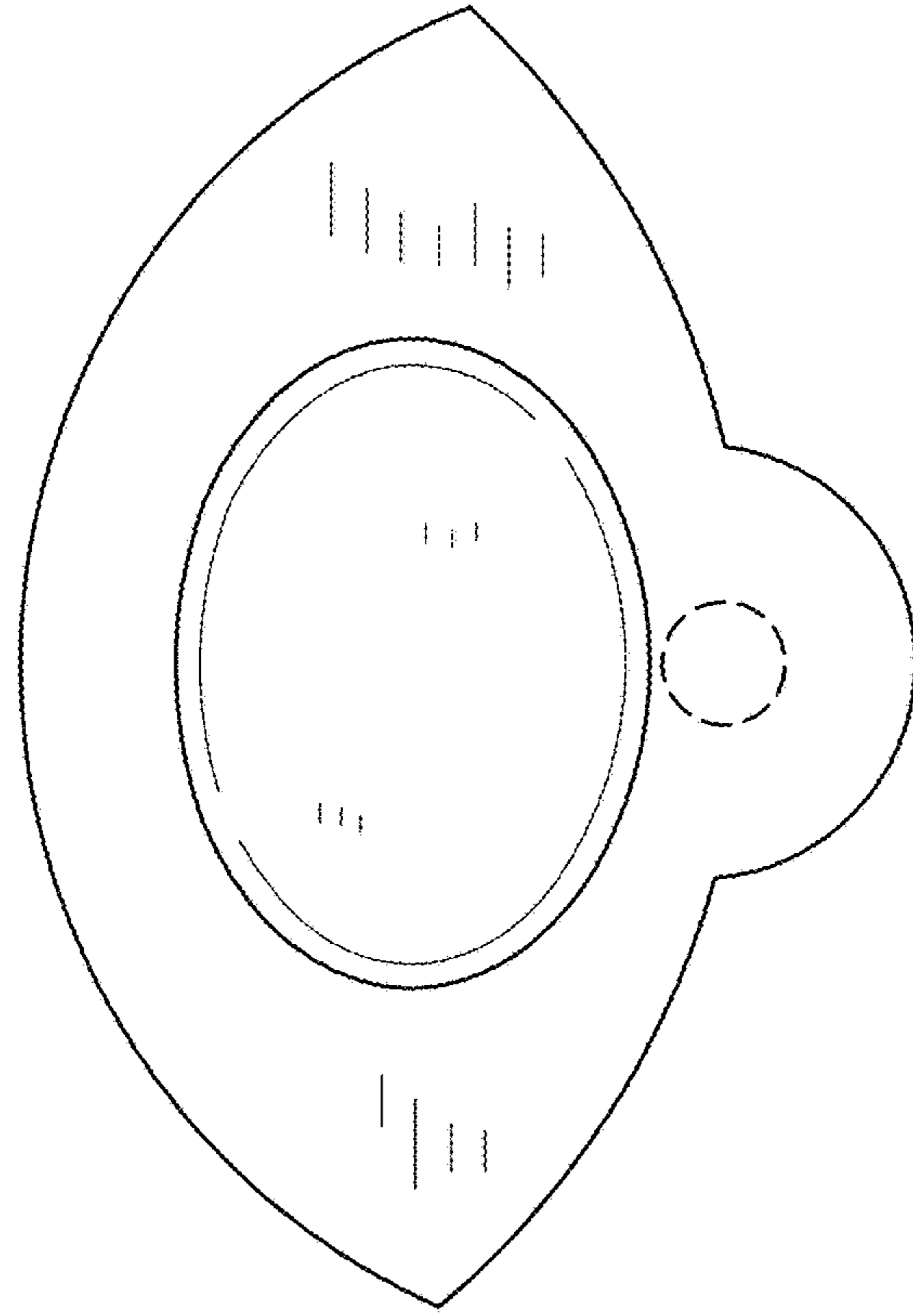


FIG. 2

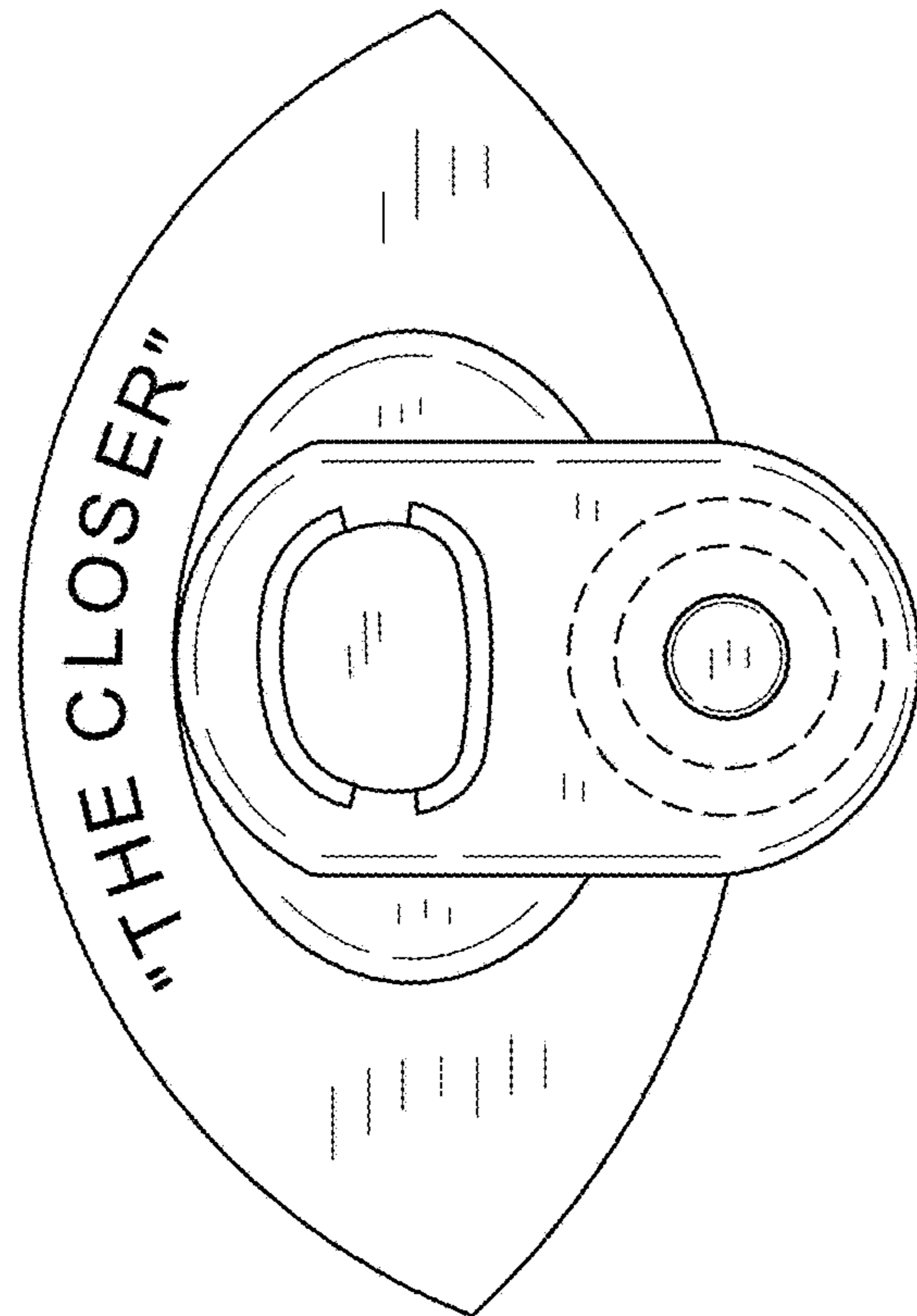


FIG. 1



FIG. 3



FIG. 4

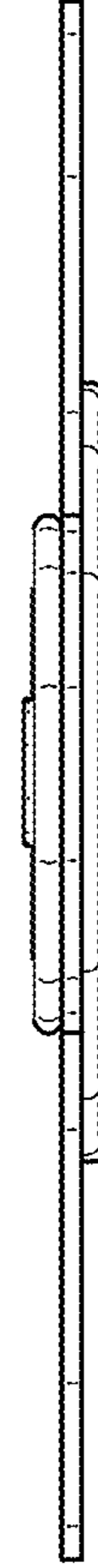


FIG. 5




FIG. 6