



US00D803043S

(12) **United States Design Patent** (10) **Patent No.:** **US D803,043 S**
Greenspan (45) **Date of Patent:** **** Nov. 21, 2017**

(54) **BOX**

(71) Applicant: **SCS Direct Inc.**, Trumbull, CT (US)
(72) Inventor: **Howard Greenspan**, Fairfield, CT (US)
(73) Assignee: **SCS Direct Inc.**, Trumbull, CT (US)
(**) Term: **15 Years**

(21) Appl. No.: **29/550,674**

(22) Filed: **Jan. 6, 2016**

(51) **LOC (10) Cl.** **09-03**

(52) **U.S. Cl.**
USPC **D9/423**

(58) **Field of Classification Search**
USPC D9/420, 423, 721, 414, 433, 417, 416,
D9/711; D7/538, 392; D14/260.1;
D6/559; D11/552; D27/189; D3/313;
D19/85
CPC H02B 1/048; B32B 29/00; B65D 77/0413
See application file for complete search history.

(56) **References Cited**

U.S. PATENT DOCUMENTS

D351,104 S	10/1994	Kapp	
D537,633 S *	3/2007	Marnell	D3/313
D573,889 S *	7/2008	Short	D9/417
D578,385 S	10/2008	Ancona	
D590,249 S	4/2009	Yanchev	
D618,544 S	6/2010	Collins	
D619,454 S *	7/2010	Fluegel	D9/423
D643,283 S *	8/2011	Witte	D9/416
D662,411 S	6/2012	Tearle	
D669,352 S *	10/2012	Paslowski	D9/423
D675,911 S *	2/2013	Hunter	D9/420

(Continued)

FOREIGN PATENT DOCUMENTS

CN 2728937 Y 9/2005

OTHER PUBLICATIONS

English translation of CN2728937Y.

(Continued)

Primary Examiner — Rhea Shields

(74) *Attorney, Agent, or Firm* — Mark Nowotarski

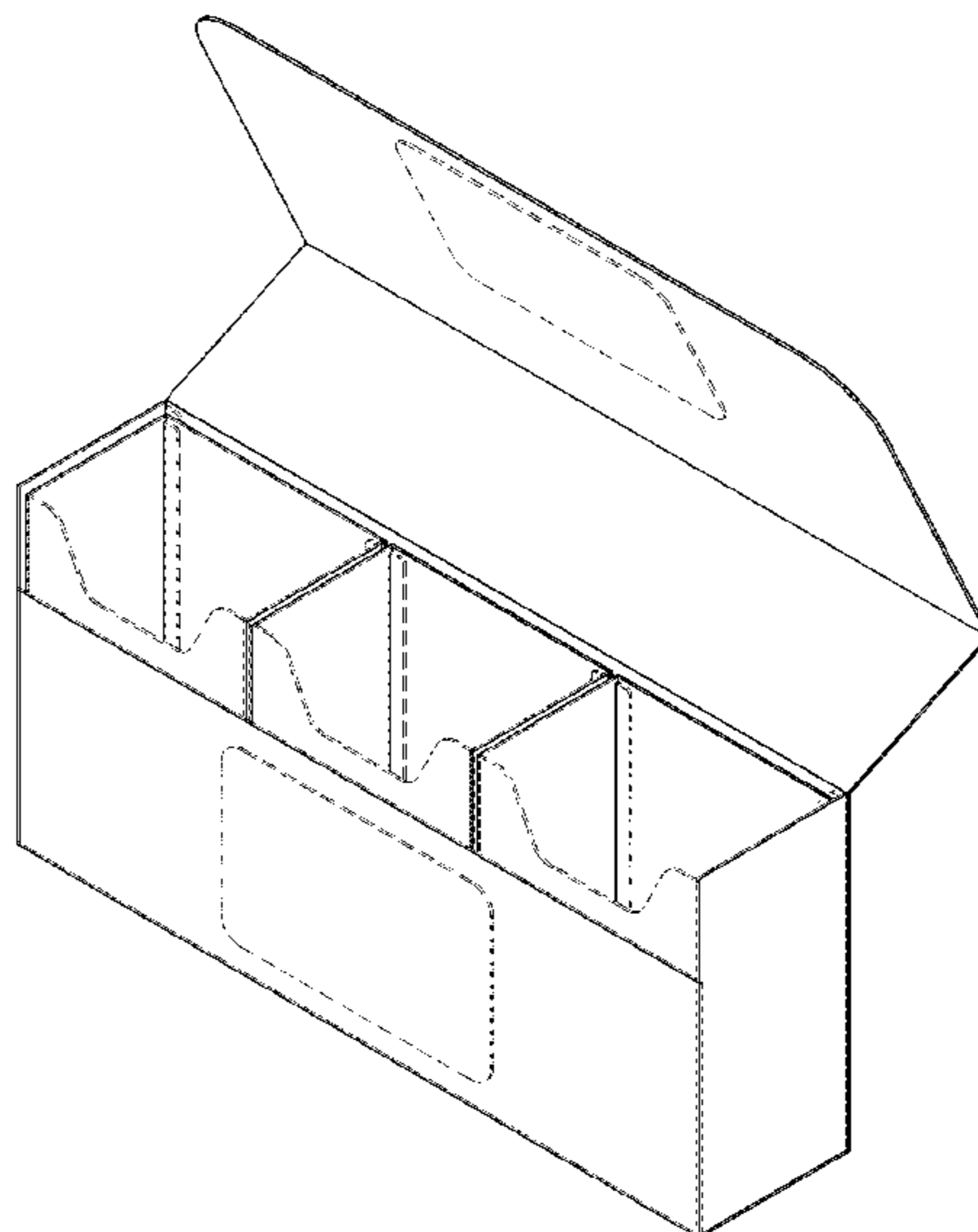
(57) **CLAIM**

The ornamental design for a box, as shown and described.

DESCRIPTION

FIG. 1 is a perspective view of the box, showing my new design in a closed position;
FIG. 2 is a front view thereof;
FIG. 3 is a back view thereof;
FIG. 4 is a top view thereof;
FIG. 5 is a bottom view thereof;
FIG. 6 is a right side view thereof, and;
FIG. 7 is a left side view thereof.
FIG. 8 is a perspective view of the box, showing my new design in an open position;
FIG. 9 is a front view thereof;
FIG. 10 is a back view thereof;
FIG. 11 is a right view thereof;
FIG. 12 is a left view thereof;
FIG. 13 is a top view thereof, and;
FIG. 14 is a bottom view thereof.
FIG. 15 is a perspective view of a sleeve as shown in FIG. 8;
FIG. 16 is a front view thereof;
FIG. 17 is a back view thereof;
FIG. 18 is a right view thereof;
FIG. 19 is a left view thereof;
FIG. 20 is a top view thereof; and,
FIG. 21 is a bottom view thereof.
In the drawings, the broken lines are for the purpose of illustrating environment only and form no part of the claimed design.

1 Claim, 13 Drawing Sheets



(56)

References Cited

U.S. PATENT DOCUMENTS

D675,912 S *	2/2013	Hunter	D9/420
D675,914 S *	2/2013	Hunter	D9/420
D681,119 S *	4/2013	Stravitz	D19/85
D681,442 S	5/2013	Kengla		
D684,854 S *	6/2013	Hunter	D9/423
D685,261 S *	7/2013	Hunter	D9/420
D685,262 S *	7/2013	Hunter	D9/420
D689,777 S *	9/2013	Castaing	D9/711
D699,565 S	2/2014	Mitra-Shah et al.		
D708,514 S *	7/2014	Kiamilev	D9/432
D717,567 S *	11/2014	Bloomquist	D6/559
D721,575 S *	1/2015	Paboojian	D9/423
D724,354 S *	3/2015	Sekine	D14/260.1
D737,137 S *	8/2015	Exner	D9/432
D739,229 S *	9/2015	Kusper	D9/423
D744,829 S *	12/2015	Deering	D9/432
D745,319 S *	12/2015	Melzer	D7/392
D745,429 S *	12/2015	Morris	D11/155
D751,251 S *	3/2016	Fath	D27/189
D755,641 S *	5/2016	O'Neill	B65D 77/0413
				D9/721
D758,191 S *	6/2016	Tu	D9/414
D778,723 S *	2/2017	Valenzuela	D9/433
D788,389 S *	5/2017	Kim	D32/29
D792,784 S *	7/2017	Wangtaveesab	D9/420
D794,394 S *	8/2017	Karussi	D7/538

OTHER PUBLICATIONS

Monster Protectors, The New Family of Monster Protectors; Monster Protectors Trading Card Double Deck Box; last viewed May 17, 2014.

* cited by examiner

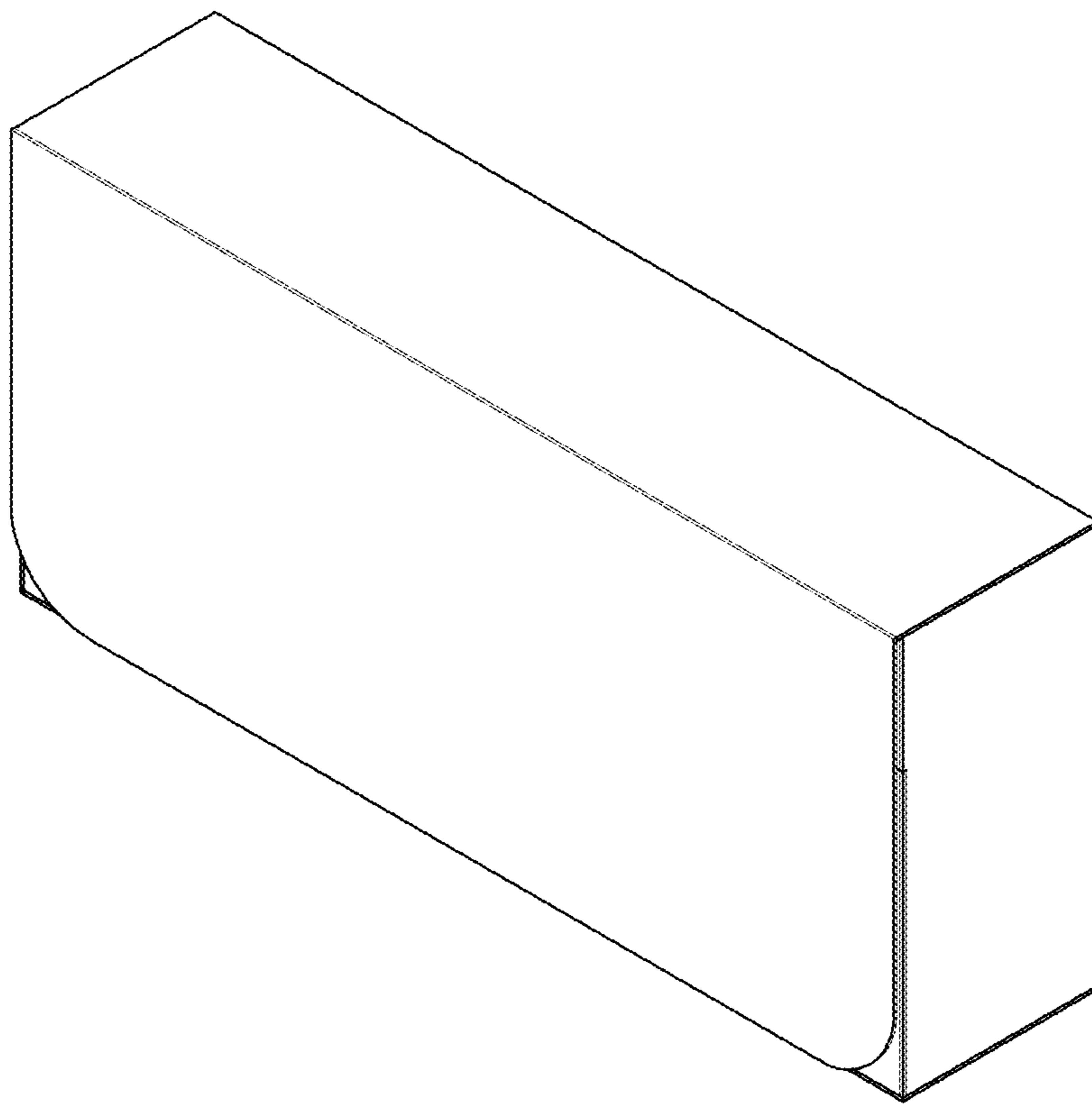


FIG. 1




FIG. 2




FIG. 3




FIG. 4



FIG. 5




FIG. 6




FIG. 7

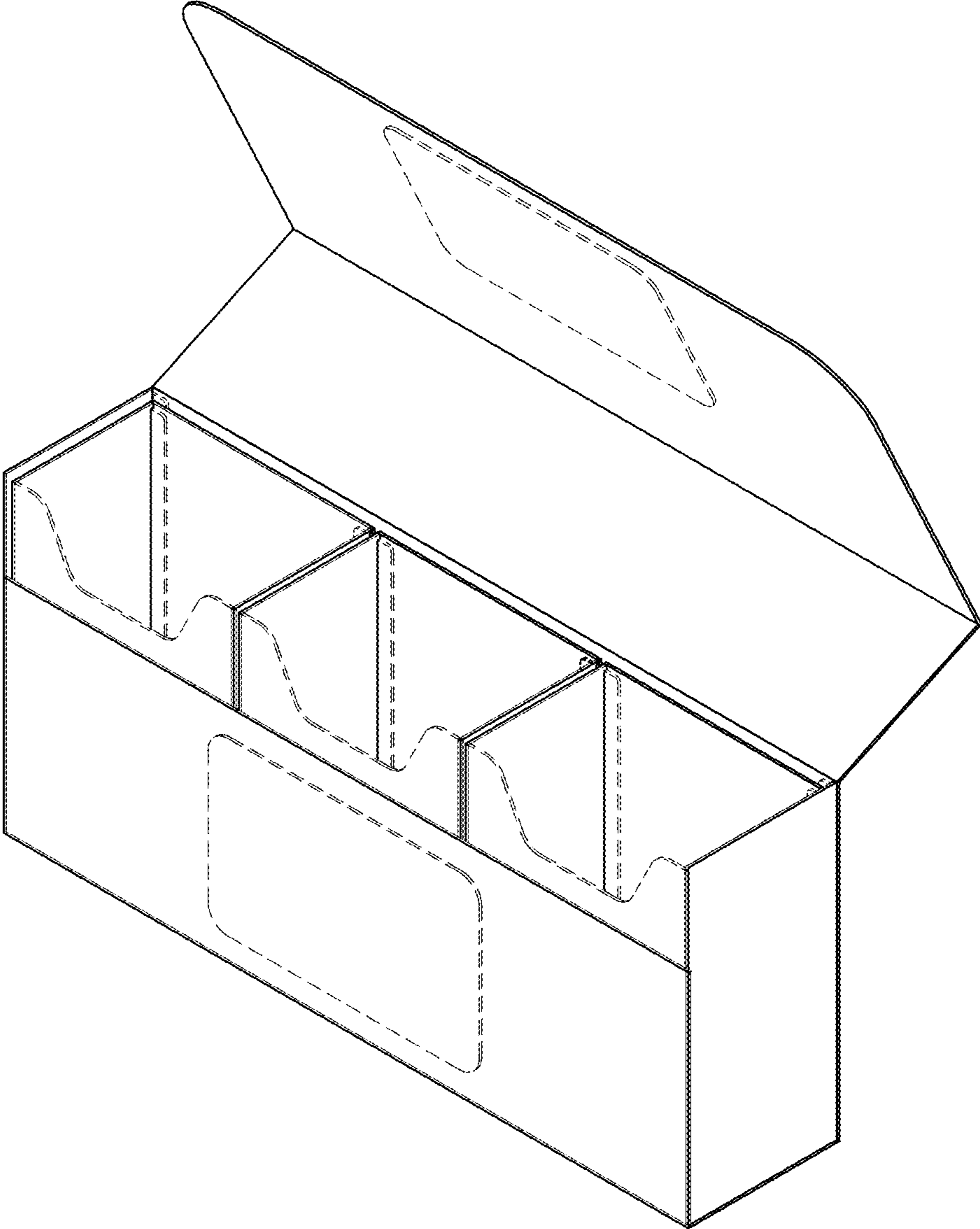


FIG. 8

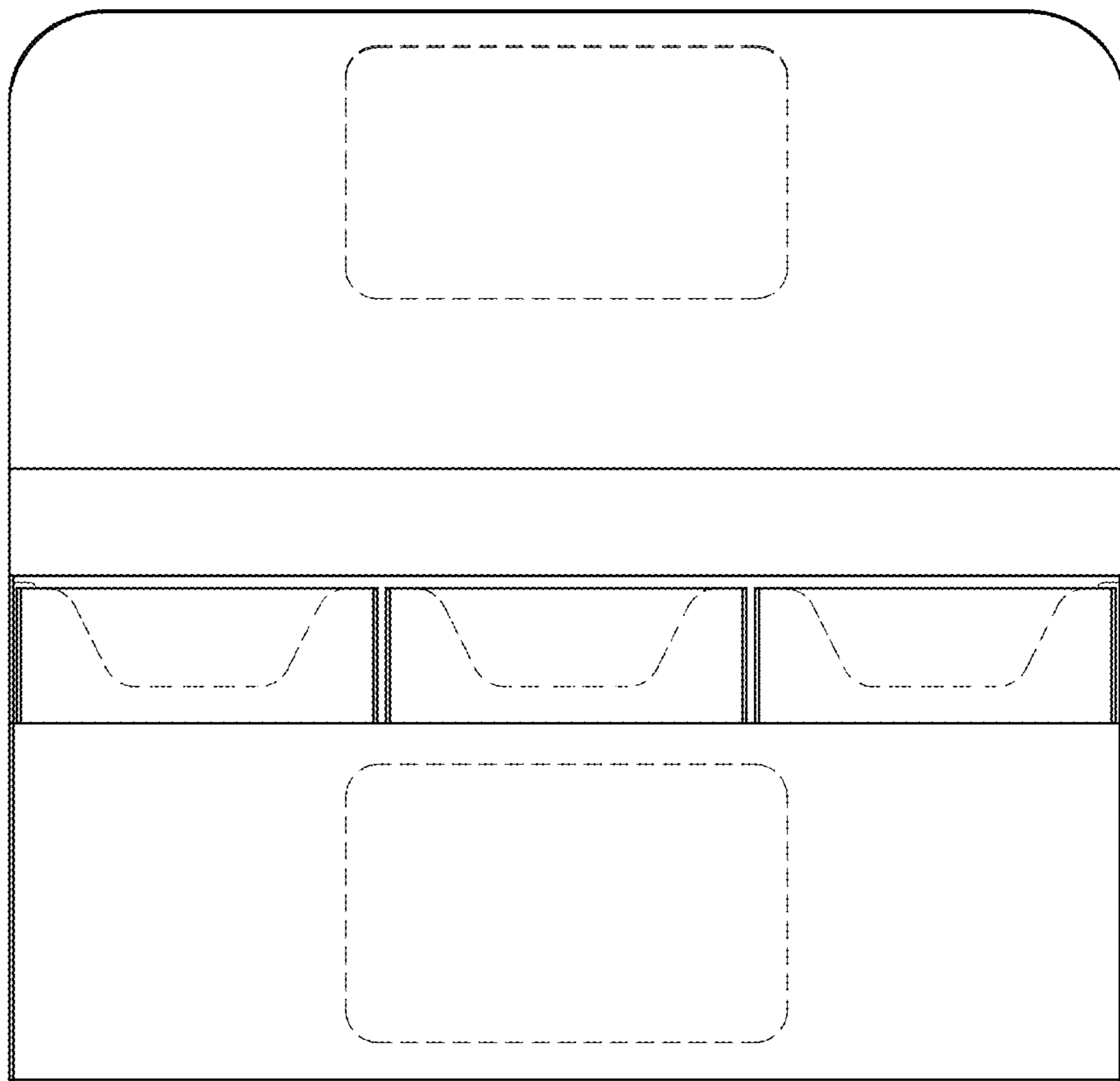


FIG. 9




FIG. 10

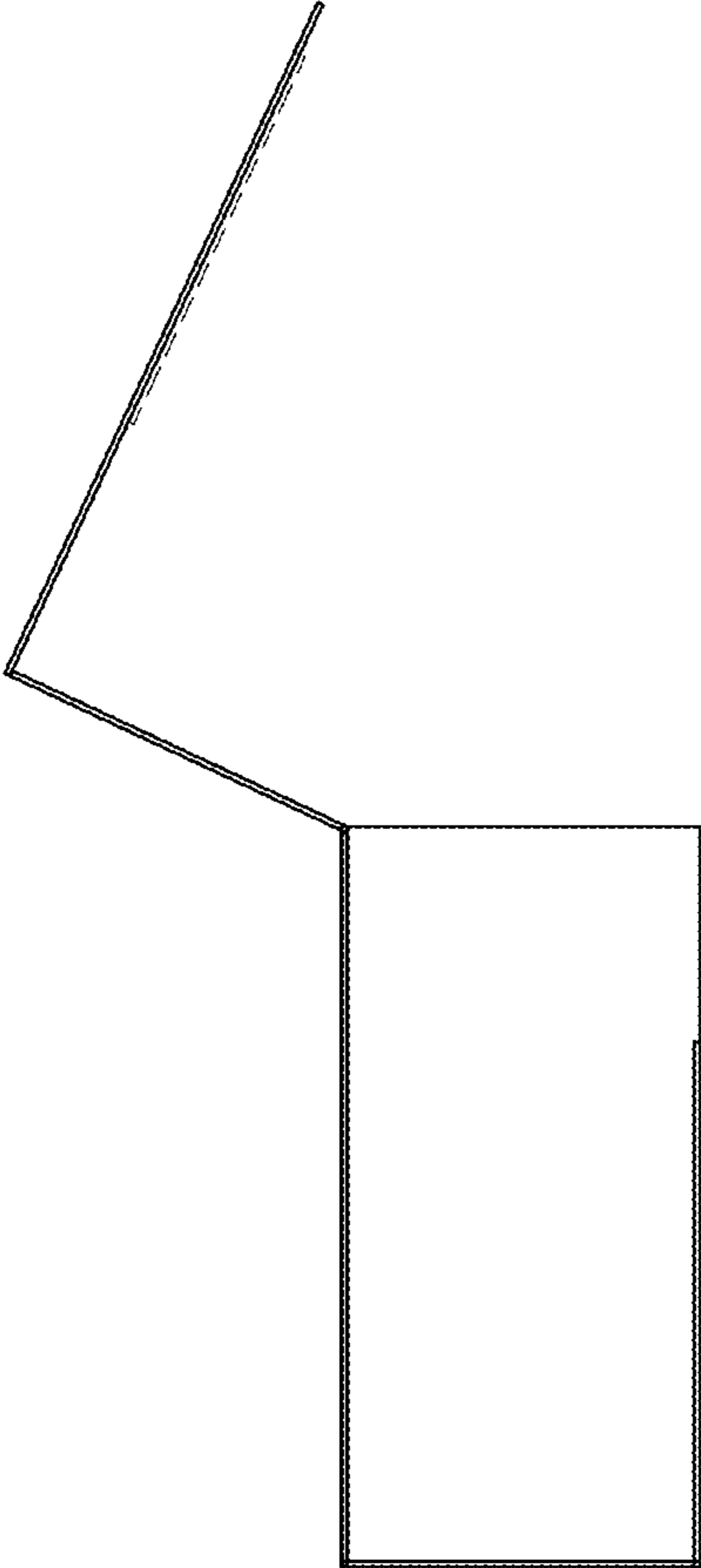


FIG. 11

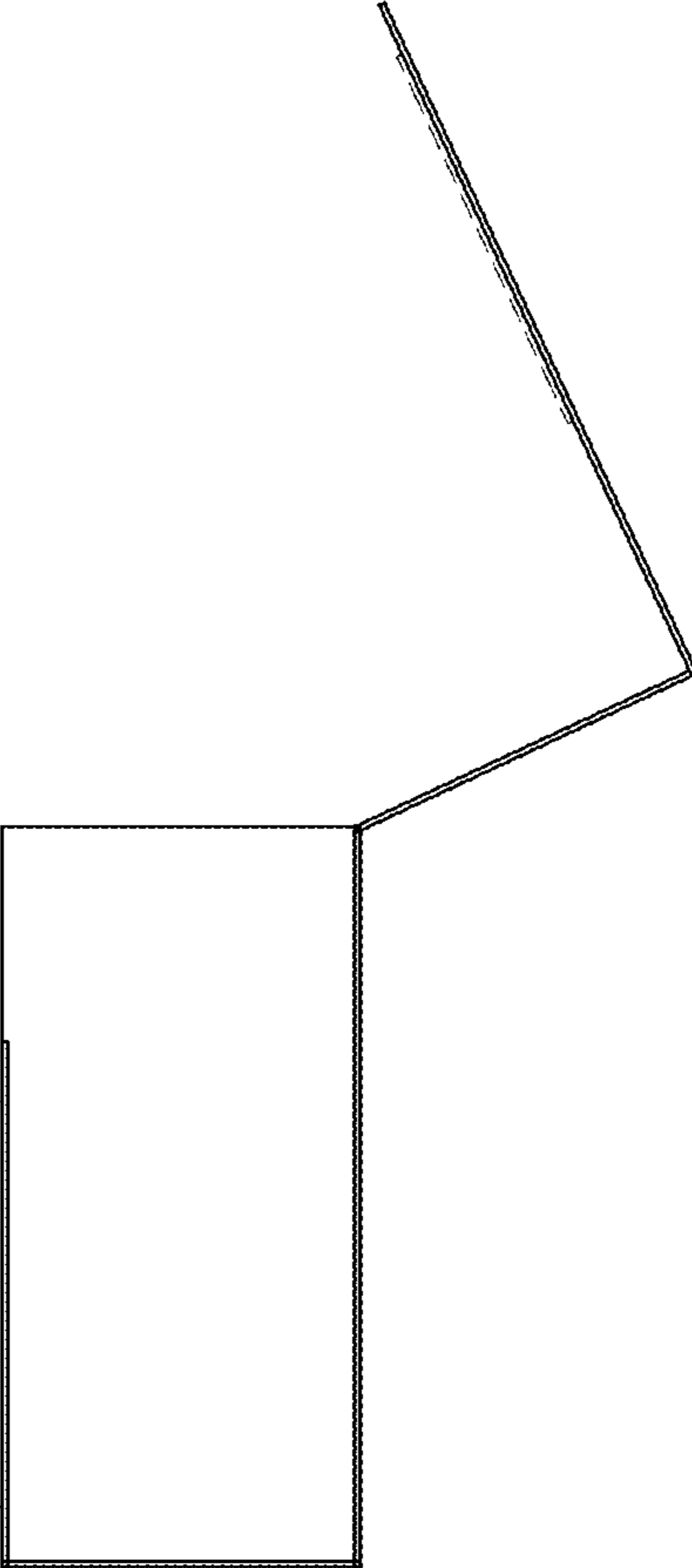


FIG. 12

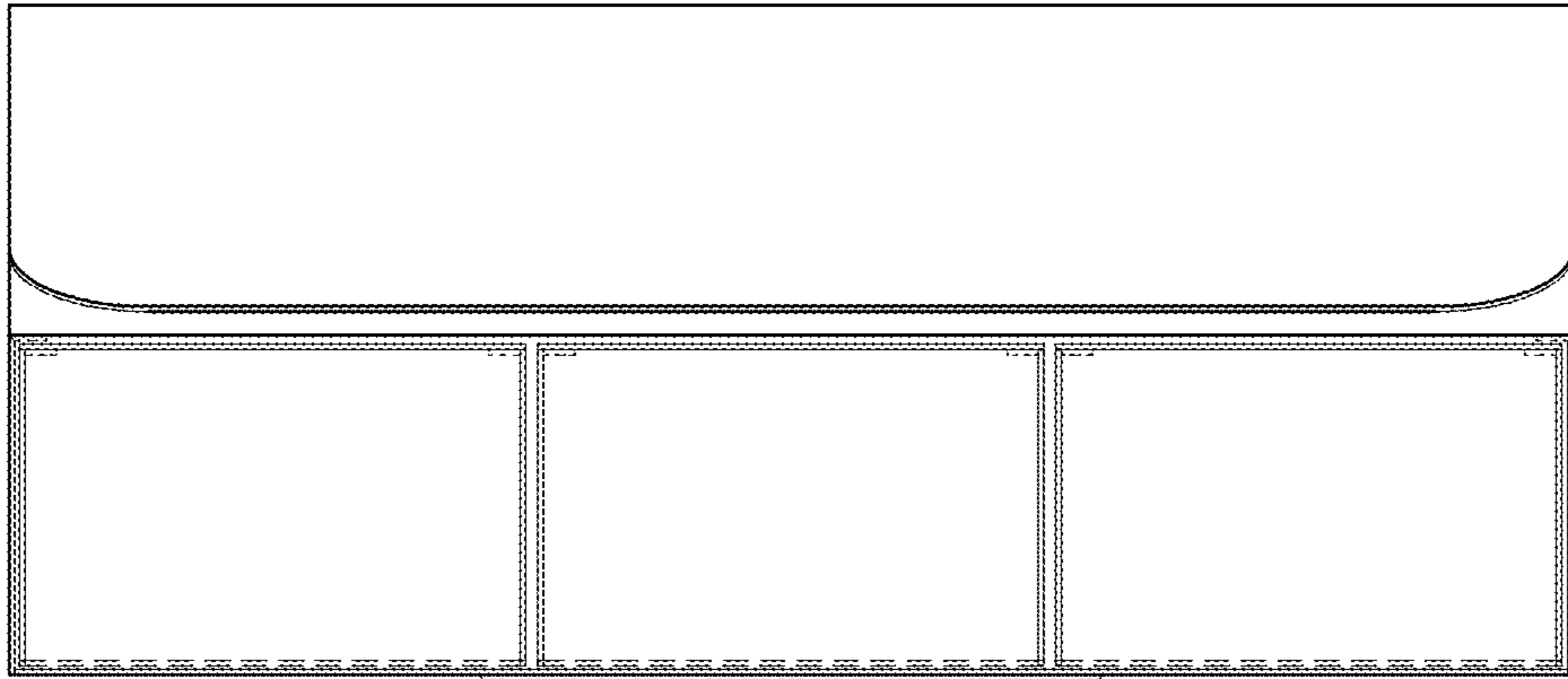


FIG. 13




FIG. 14

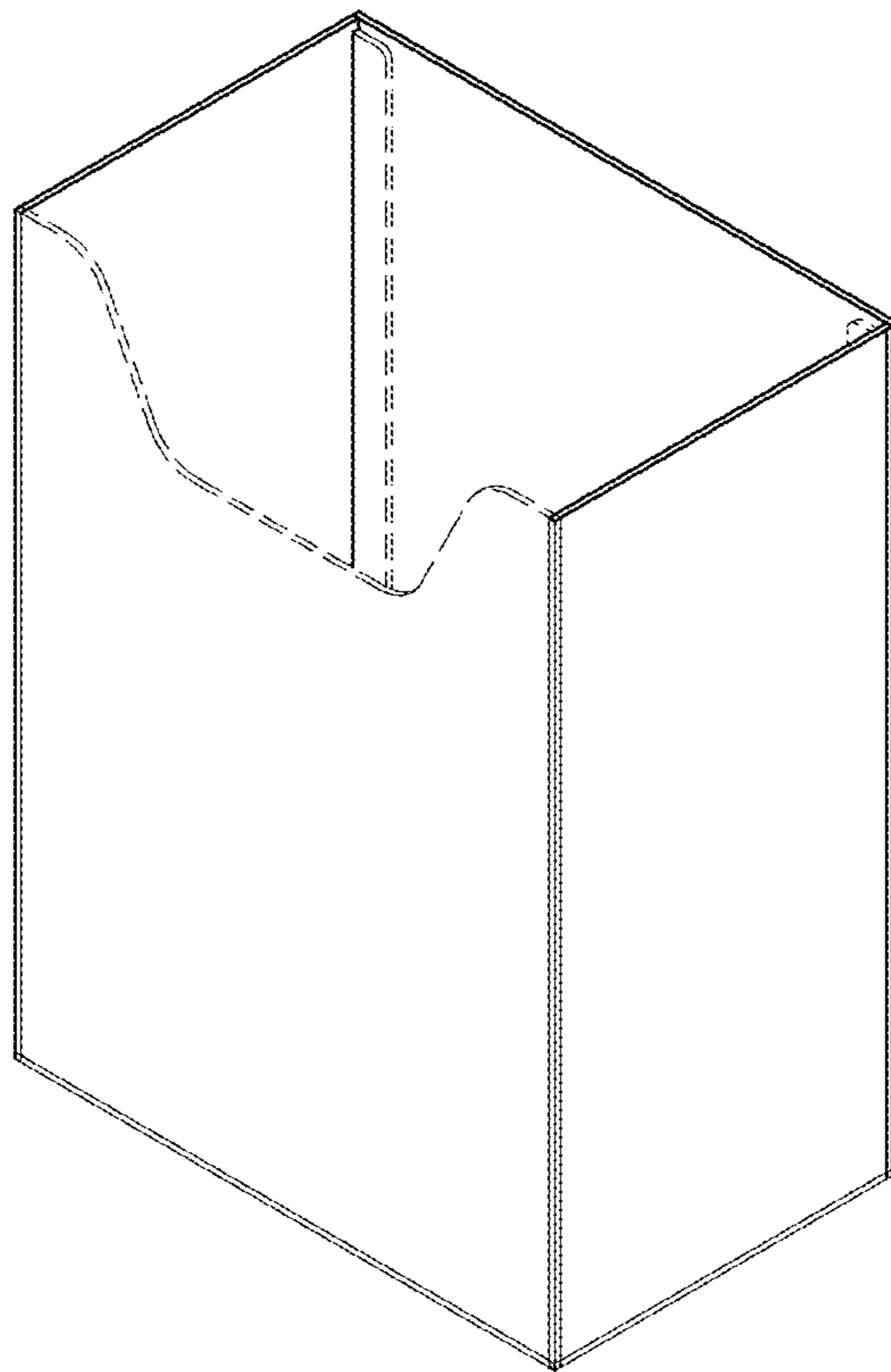


FIG. 15




FIG. 16




FIG. 17




FIG. 18




FIG. 19




FIG. 20




FIG. 21