



US00D803041S

(12) **United States Design Patent** (10) **Patent No.:** **US D803,041 S**
Patterson (45) **Date of Patent:** **** Nov. 21, 2017**

(54) **OPEN-SIDED PINCH BAG**

(71) Applicant: **SPG Holdings LLC**, Atlanta, GA (US)

(72) Inventor: **Robert Patterson**, Atlanta, GA (US)

(73) Assignee: **SPG HOLDINGS LLC**, Atlanta, GA (US)

(**) Term: **15 Years**

(21) Appl. No.: **29/566,675**

(22) Filed: **Jun. 1, 2016**

(51) **LOC (10) Cl.** **09-03**

(52) **U.S. Cl.**
USPC **D9/415**

(58) **Field of Classification Search**
USPC D9/414, 415, 418, 428, 432, 433, 457,
D9/702, 703, 705, 707, 715, 722; D19/1,
(Continued)

(56) **References Cited**

U.S. PATENT DOCUMENTS

3,578,236 A 5/1971 Arai
3,979,051 A * 9/1976 Close B65D 27/08
150/145

(Continued)

Primary Examiner — Wan Laymon
Assistant Examiner — Clint A Samuel

(57) **CLAIM**

The ornamental design for an open-sided pinch bag, as shown and described.

DESCRIPTION

FIG. 1 is a left side elevational view of a open-sided pinch bag.

FIG. 2 is a right side elevational view thereof.

FIG. 3 is a top plan view thereof.

FIG. 4 is a front elevational view thereof.

FIG. 5 is a rear elevational view thereof.

FIG. 6 is a front right perspective view thereof.

FIG. 7 is a front left perspective view thereof.

FIG. 8 is a front right perspective view showing the nature and environmental use thereof as a open-sided pinch bag.

FIG. 9 is a left side elevational view of a open-sided pinch bag.

FIG. 10 is a right side elevational view thereof.

FIG. 11 is a top plan view thereof.

FIG. 12 is a front elevational view thereof.

FIG. 13 is a rear elevational view thereof.

FIG. 14 is a front right perspective view thereof.

FIG. 15 is a front left perspective view thereof.

FIG. 16 is a front right perspective view showing the nature and environmental use thereof as a open-sided pinch bag.

FIG. 17 is a left side elevational view of a open-sided pinch bag.

FIG. 18 is a right side elevational view thereof.

FIG. 19 is a top plan view thereof.

FIG. 20 is a front elevational view thereof.

FIG. 21 is a rear elevational view thereof.

FIG. 22 is a front right perspective view thereof.

FIG. 23 is a front left perspective view thereof.

FIG. 24 is a front right perspective view showing the nature and environmental use thereof as a open-sided pinch bag.

FIG. 25 is a left side elevational view of a open-sided pinch bag.

FIG. 26 is a right side elevational view thereof.

FIG. 27 is a top plan view thereof.

FIG. 28 is a front elevational view thereof.

FIG. 29 is a rear elevational view thereof.

FIG. 30 is a front right perspective view thereof.

FIG. 31 is a front left perspective view thereof; and,


FIG. 32 is a front right perspective view showing the nature and environmental use thereof as a open-sided pinch bag.

FIGS. 1-8 and 17-24 depict the ornamental design of the open-sided pinch bag having a bottom fold on the left side when viewed straight on from the open end, and FIGS. 9-16

and 25-32 depict an alternative design where the bottom fold is on the right side when viewed straight on from the open end. Applicant believes these embodiments are patentably indistinct, thus requiring a single claim.

The bottom surface of the open pinch bag is unornamented.

(Continued)



The broken lines in the drawings represent visible environmental structure that form no part of the claimed design.

1 Claim, 16 Drawing Sheets

(58) Field of Classification Search

USPC D19/3, 26, 27, 101; 229/68.1, 87.08, 229/87.11, 87.5; 383/26, 38, 42-99, 127
 CPC ... B65D 1/00; B65D 7/00; B65D 9/00; B65D 11/00; B65D 13/00; B65D 15/00; B65D 75/00; B42F 1/00

See application file for complete search history.

(56) References Cited

U.S. PATENT DOCUMENTS

4,575,000	A *	3/1986	Gordon	B65D 75/28 229/103
D342,017	S	12/1993	Boyle	
D377,946	S *	2/1997	French	D19/3
D392,564	S *	3/1998	Silver	D9/432
D401,274	S *	11/1998	Sills	D19/26
D422,210	S *	4/2000	Sturkie	D9/707
D435,964	S	1/2001	Lentz	
D452,147	S *	12/2001	Patel	D9/415
D458,120	S *	6/2002	Knoerzer	229/87.01
D462,007	S *	8/2002	Spinoy	D9/415
D468,196	S *	1/2003	Graham	D9/707
D470,755	S *	2/2003	Espinel	D9/707
D470,756	S *	2/2003	Espinel	D9/707
D470,757	S *	2/2003	Espinel	D9/707
D486,730	S *	2/2004	Rasmussen	D9/705
D492,594	S *	7/2004	Nash	D9/415
D514,399	S	2/2006	Swartz et al.	
D521,233	S	5/2006	Gonzalez	
D524,112	S	7/2006	Cogley	

D531,021	S *	10/2006	Ashby	D9/415
D531,494	S *	11/2006	Papiri	D9/415
D535,859	S	1/2007	Lown et al.	
D541,647	S *	5/2007	Ashby	D9/415
D543,102	S *	5/2007	Ashby	D9/415
D545,216	S *	6/2007	O'Keefe	D9/707
D586,389	S *	2/2009	Schaaf	D19/26
D586,555	S	2/2009	Lown et al.	
7,591,496	B1	9/2009	De Beck	
D617,654	S *	6/2010	Tawinsook	D9/702
D626,798	S	11/2010	Swartz et al.	
D628,059	S *	11/2010	Perkins-Stanaford	D9/418
D643,745	S *	8/2011	Hartley	D9/707
7,988,359	B1	8/2011	Sussman et al.	
D675,892	S	2/2013	Denzinger	
D682,053	S	5/2013	Boroski	
D684,468	S *	6/2013	Macaulay	D9/434
D694,647	S *	12/2013	Hermes	D9/702
D703,547	S *	4/2014	France	D9/703
D720,214	S *	12/2014	De Pietri Tonelli	D9/433
D724,441	S *	3/2015	Fukuda	D9/707
D730,195	S *	5/2015	Gonlag	D9/703
D735,571	S	8/2015	Futase	
D740,688	S *	10/2015	Otsuka	D9/702
D744,851	S *	12/2015	Monforton	D9/702
D752,432	S *	3/2016	Brown	D9/430
D757,534	S *	5/2016	Matsuura	D9/415
D764,933	S *	8/2016	Latshaw	D9/702
D764,934	S *	8/2016	Latshaw	D9/702
D764,935	S *	8/2016	Latshaw	D9/702
D769,730	S *	10/2016	Andrus	D9/703
D787,311	S *	5/2017	Chang	D9/415
D790,360	S *	6/2017	Down	D9/702
D793,244	S *	8/2017	Shifflett	D9/703
D793,245	S *	8/2017	Cobler	D9/705
D793,246	S *	8/2017	Cobler	D9/705
D793,247	S *	8/2017	Cobler	D9/705
D793,248	S *	8/2017	Cobler	D9/705
D793,249	S *	8/2017	Cobler	D9/705

* cited by examiner




FIG. 1




FIG. 2

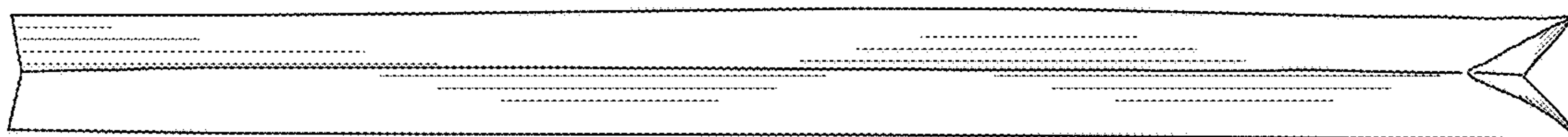


FIG. 3

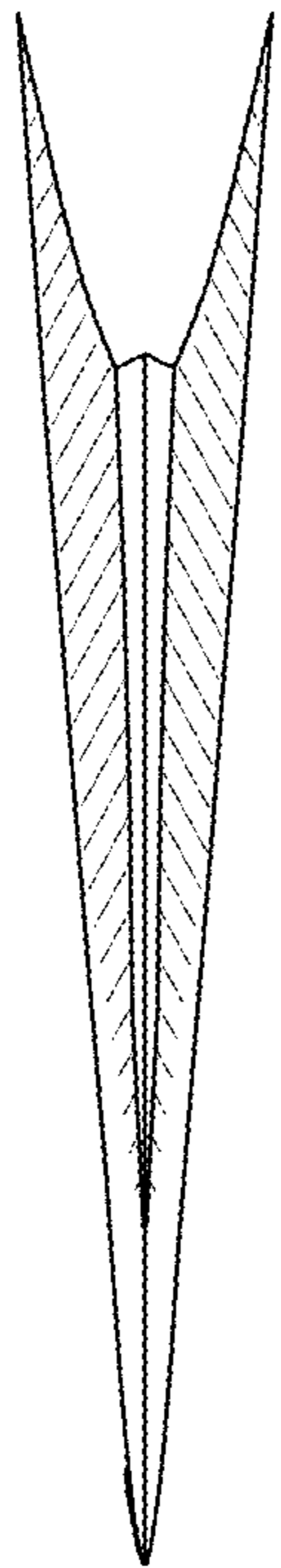


FIG. 4

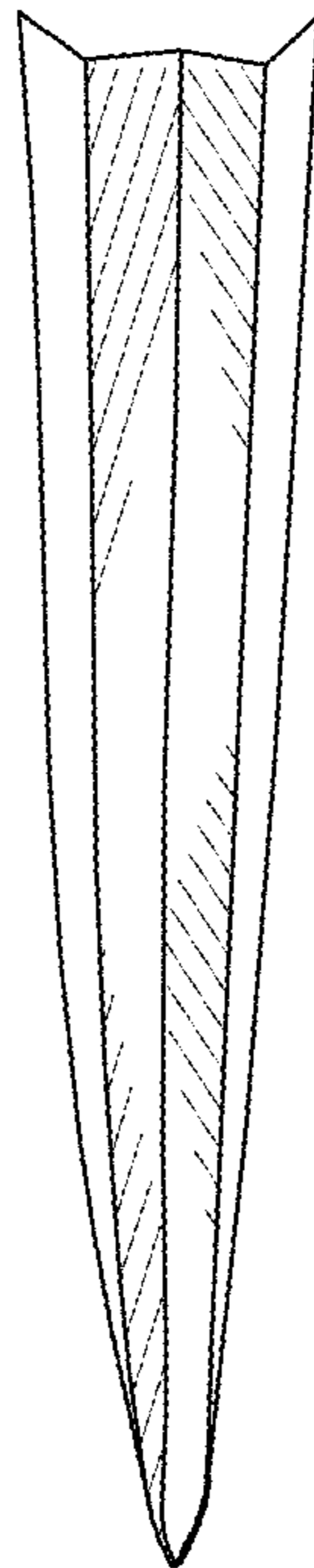


FIG. 5

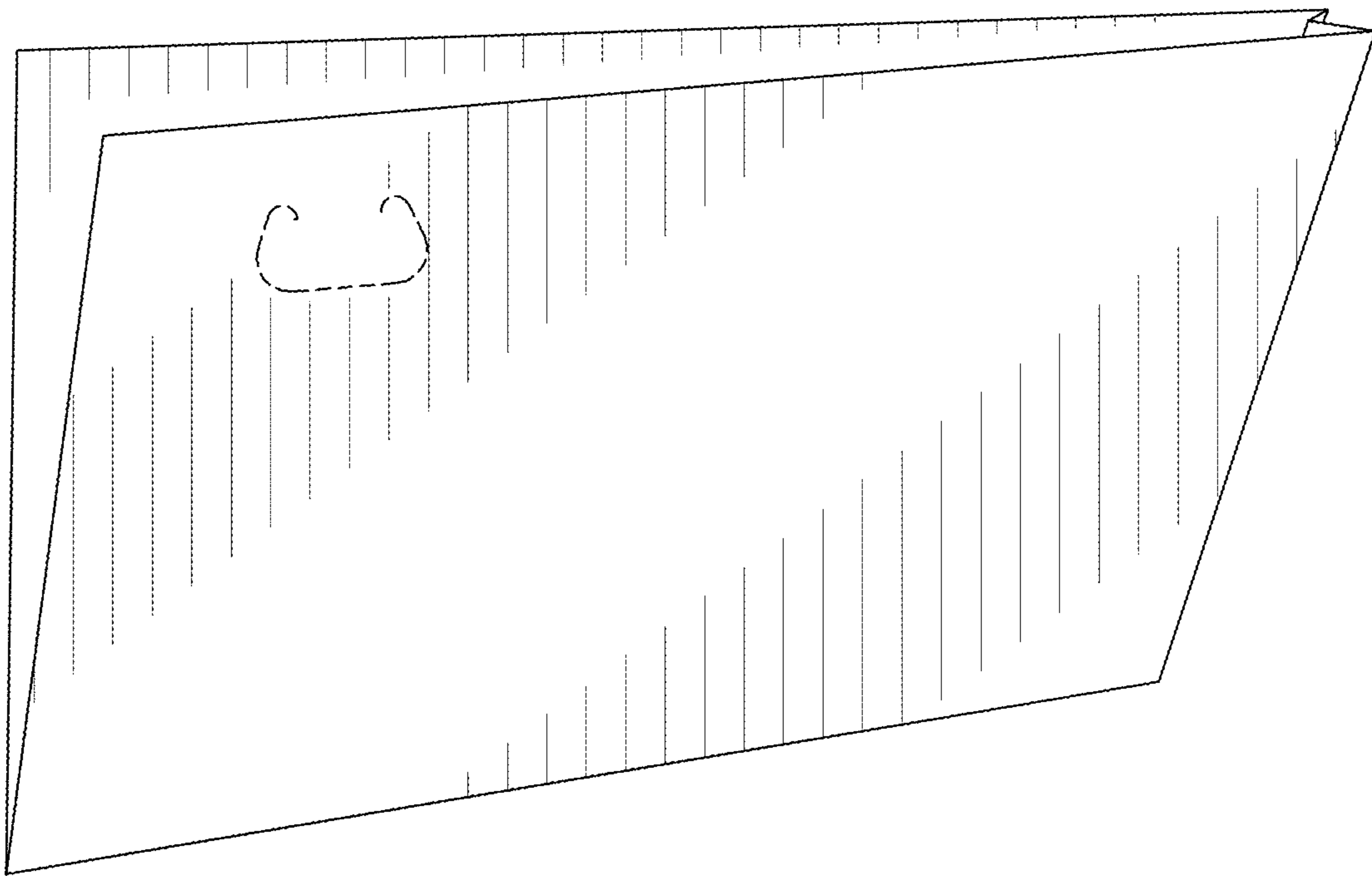


FIG. 6

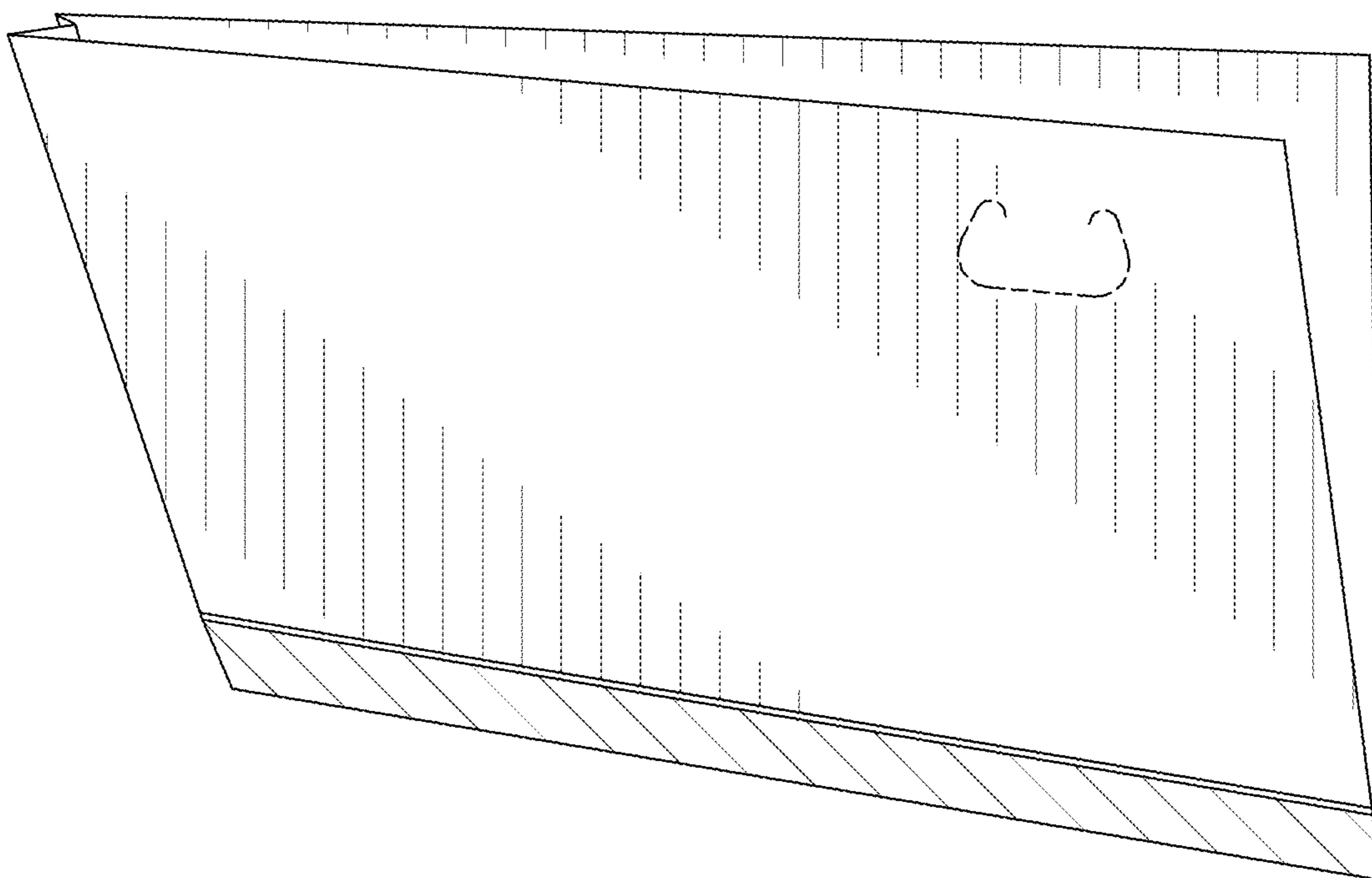


FIG. 7

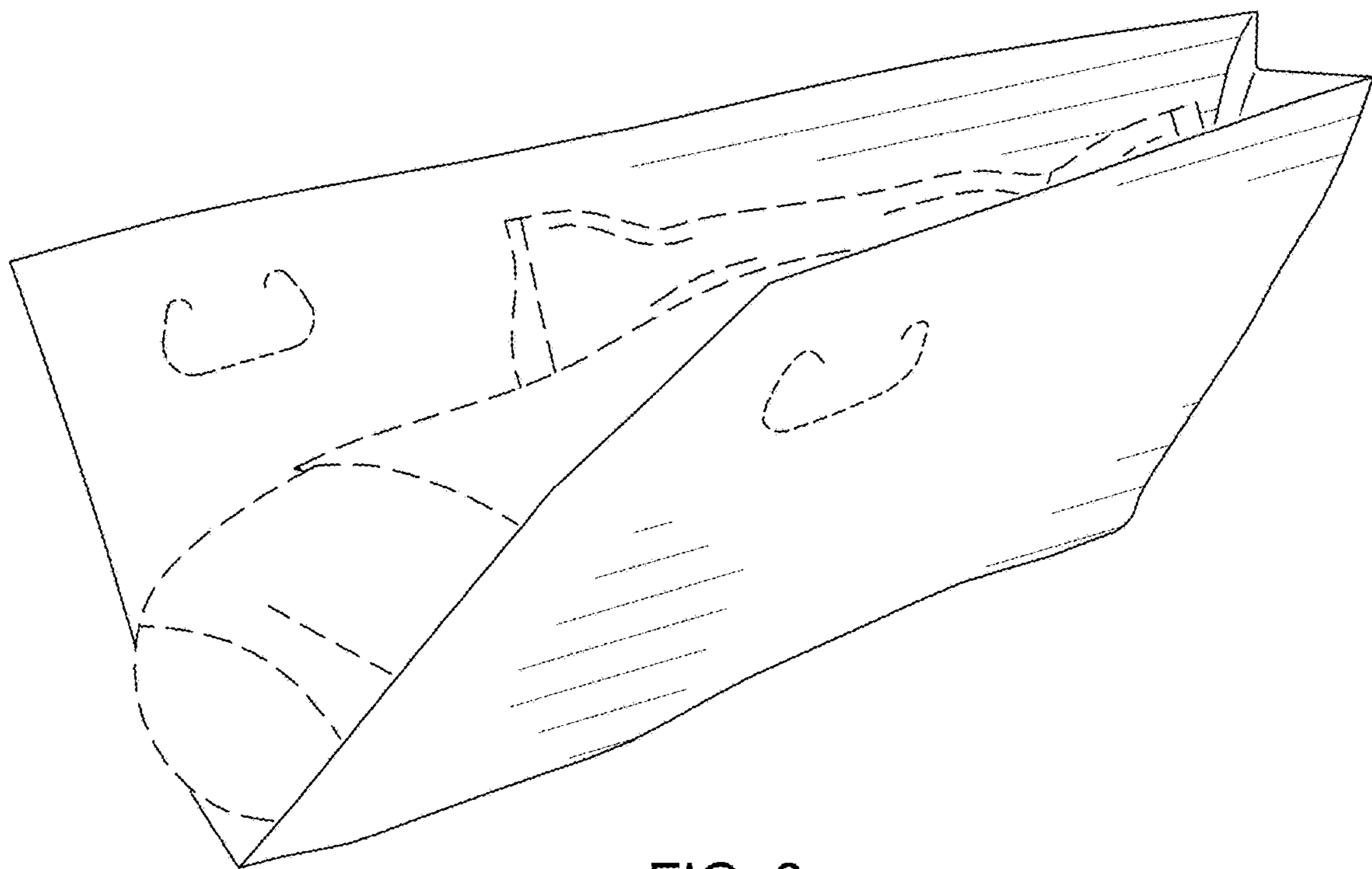


FIG. 8




FIG. 9




FIG. 10

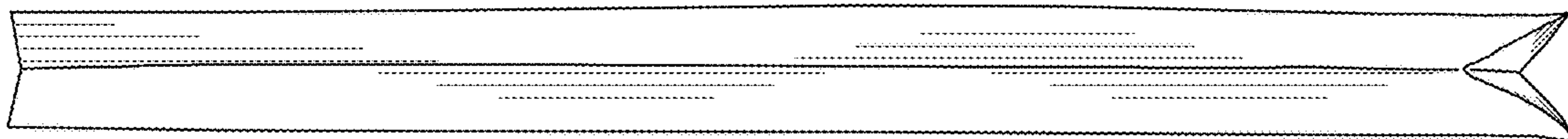


FIG. 11

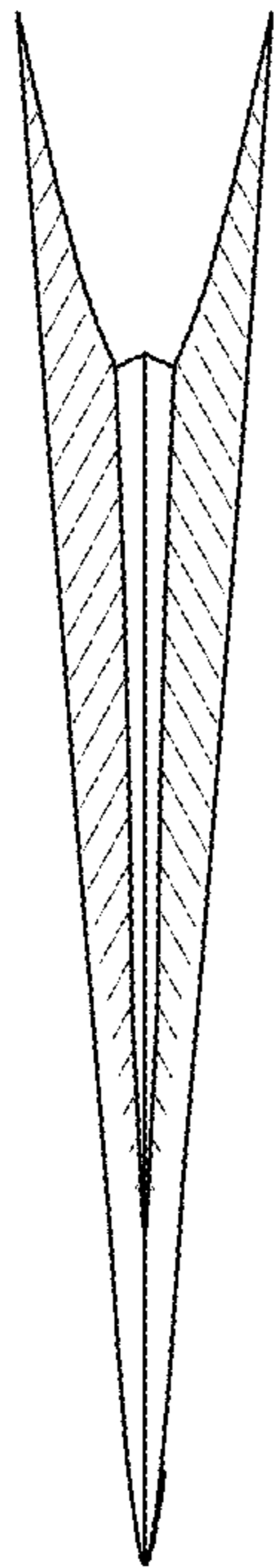


FIG. 12

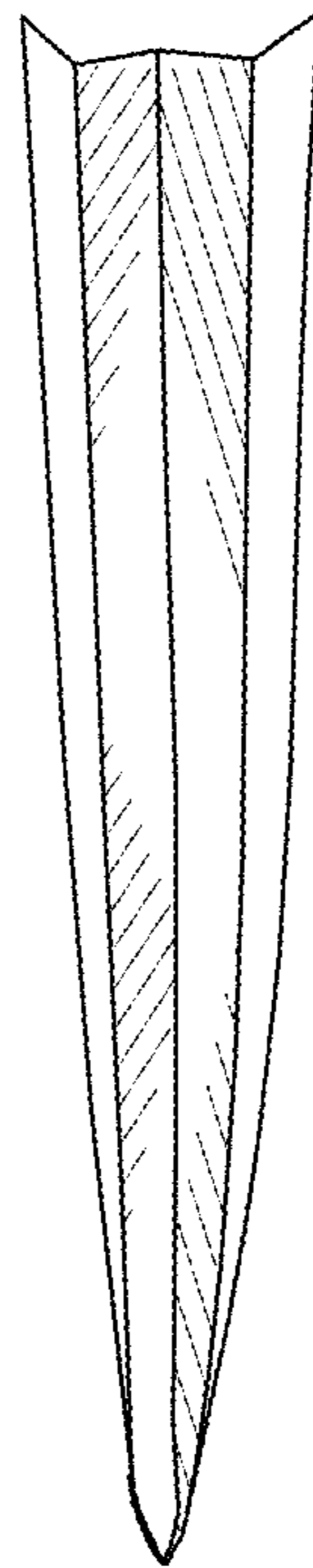


FIG. 13

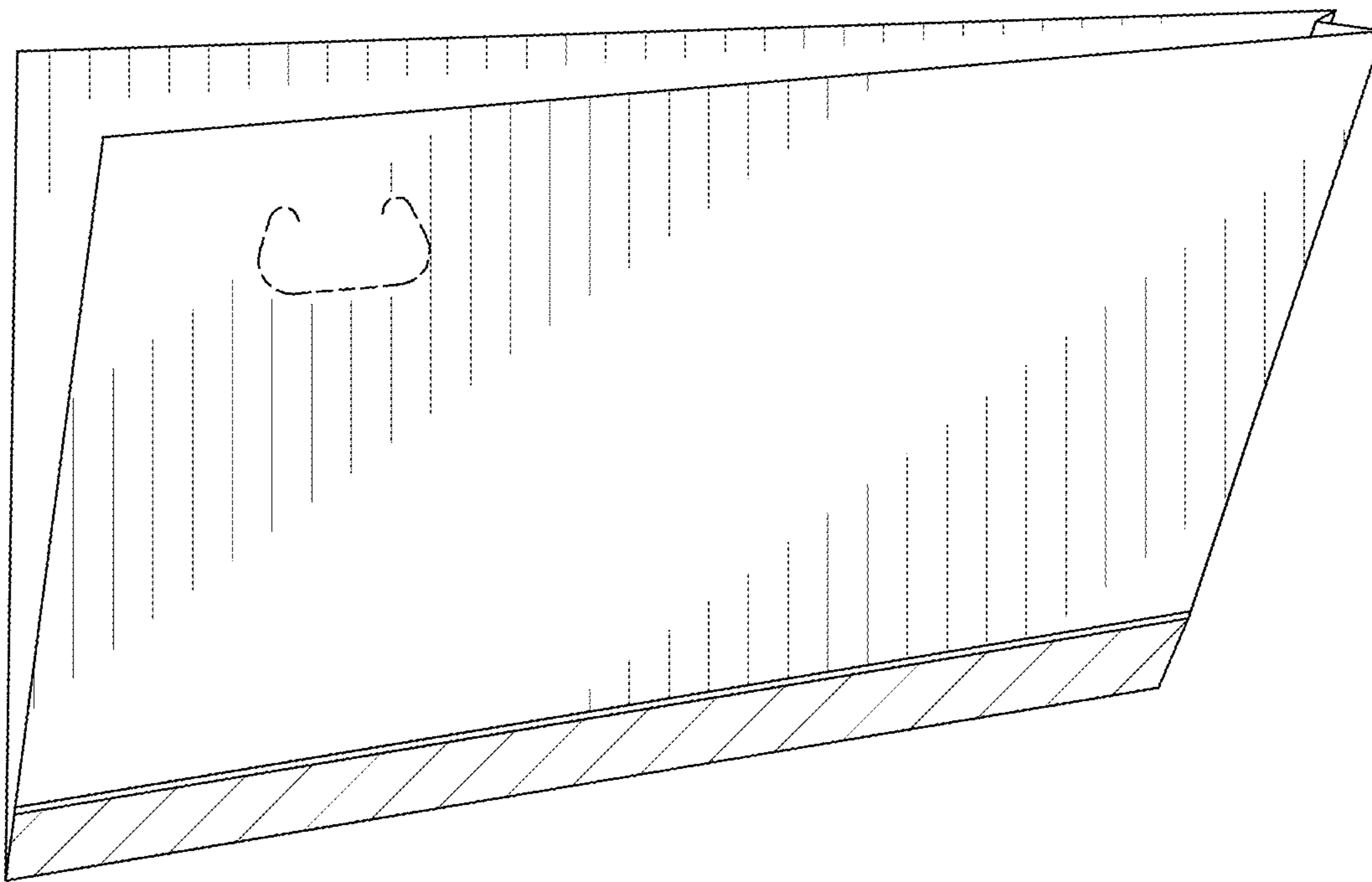


FIG. 14

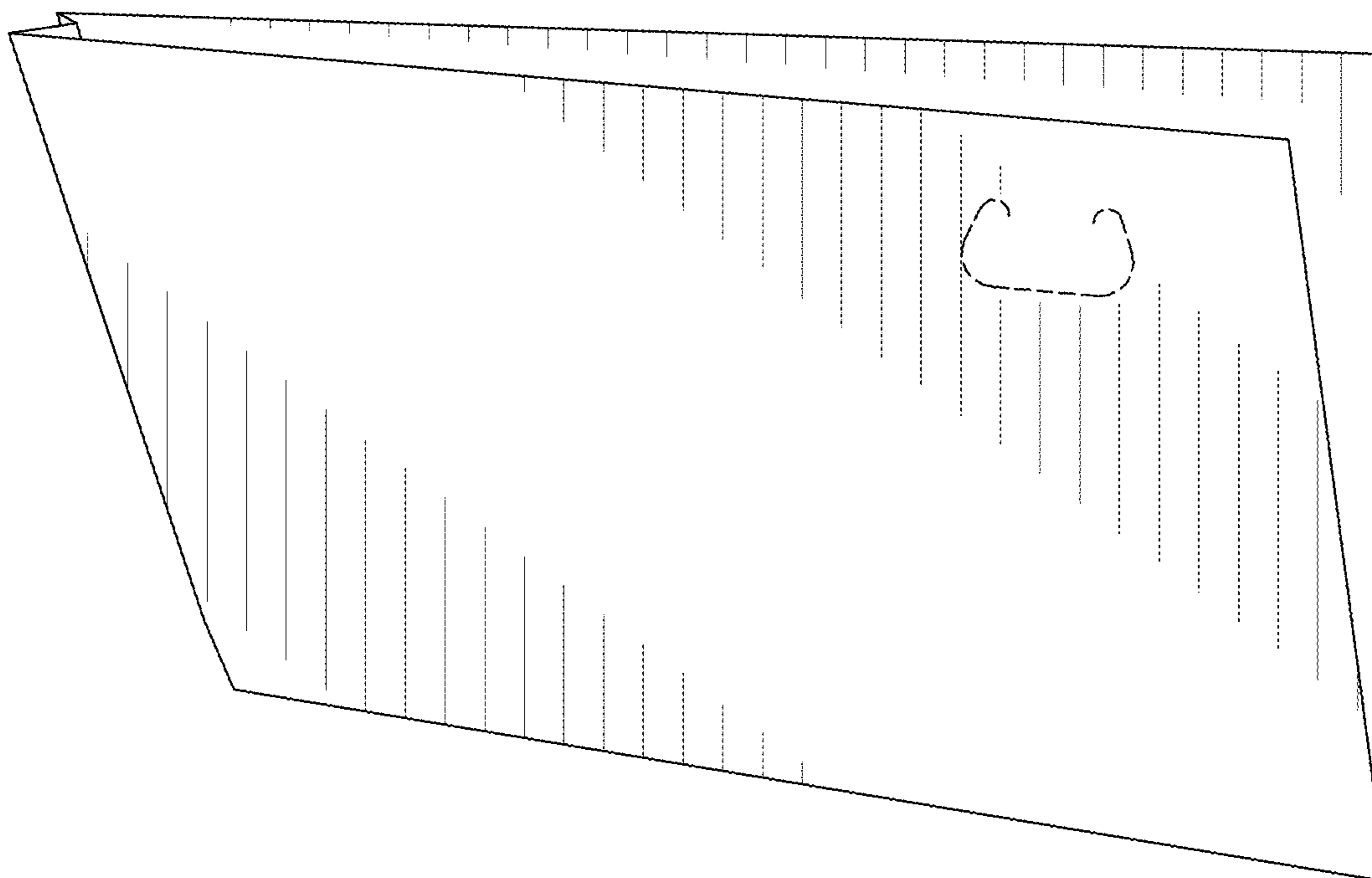


FIG. 15

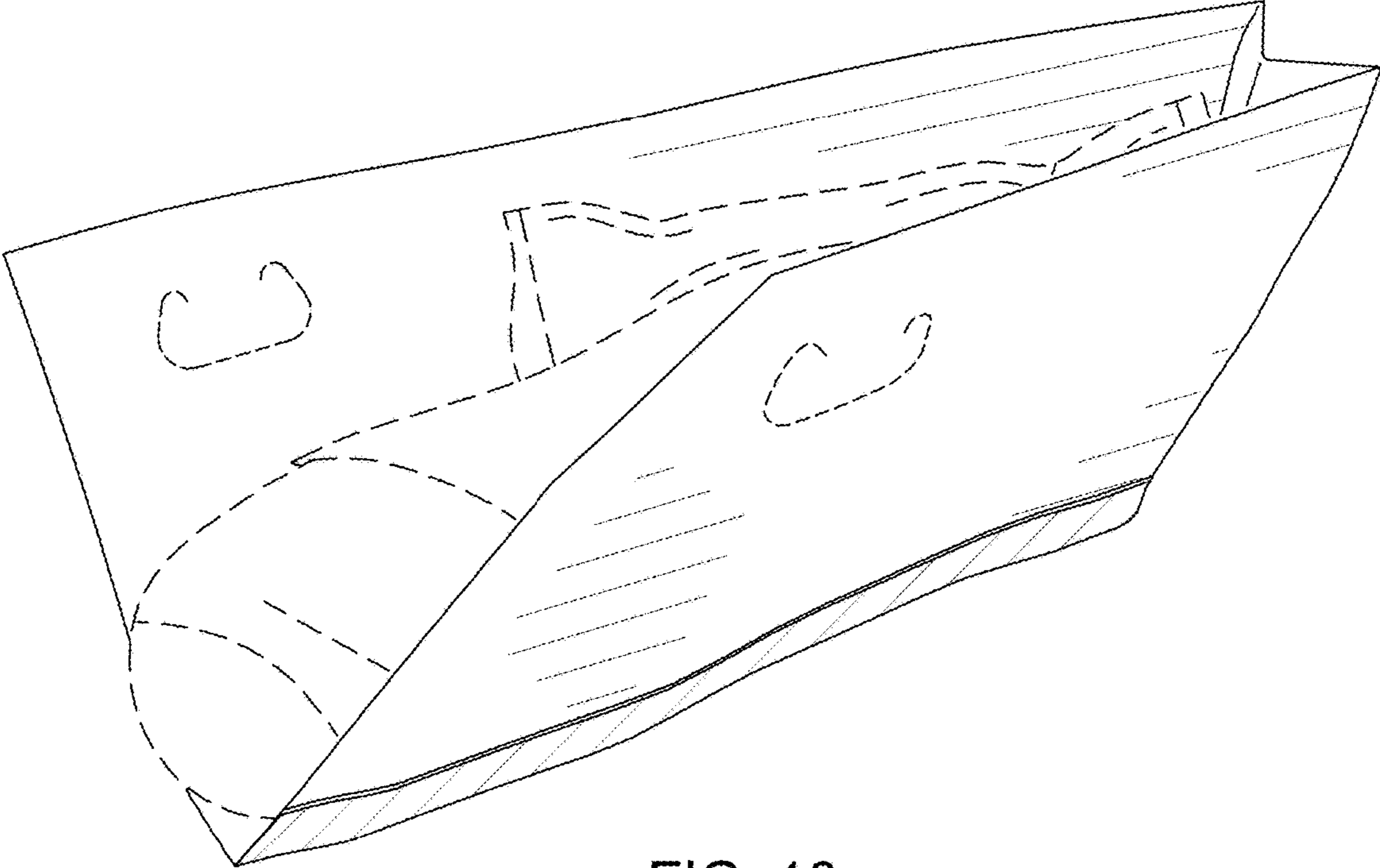


FIG. 16




FIG. 17




FIG. 18

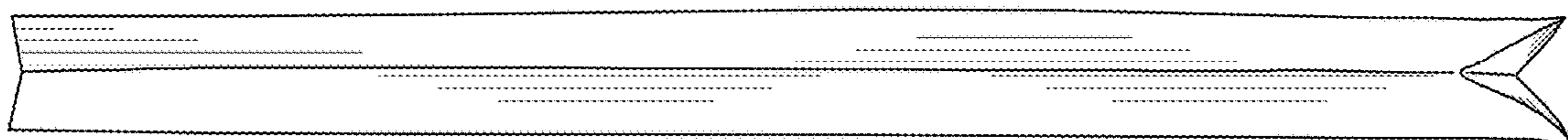


FIG. 19

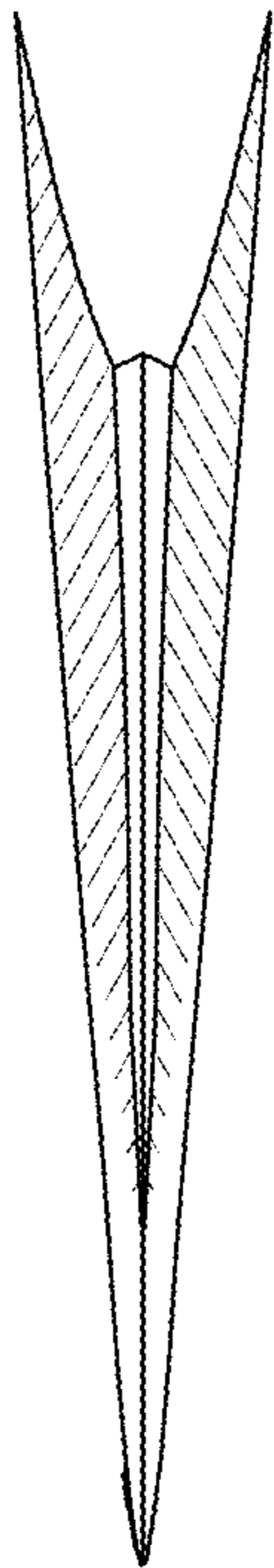


FIG. 20

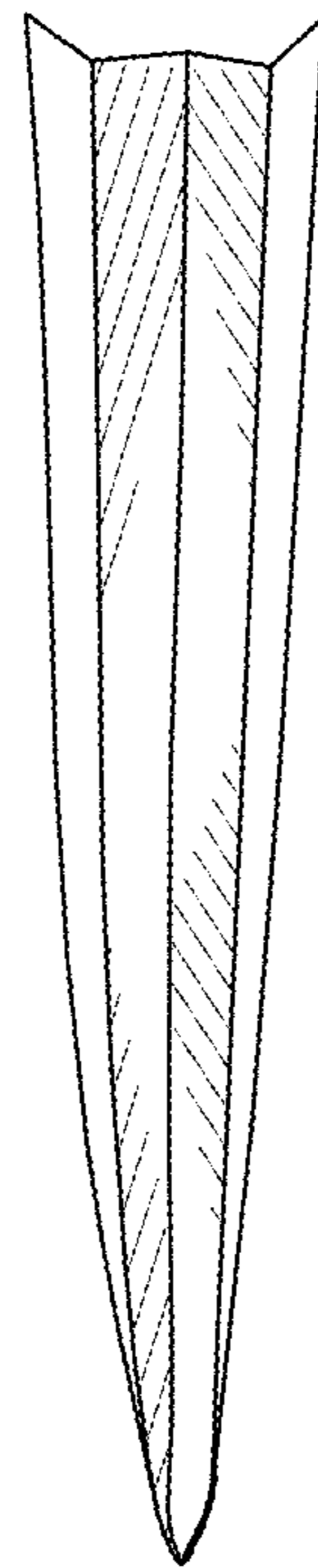


FIG. 21

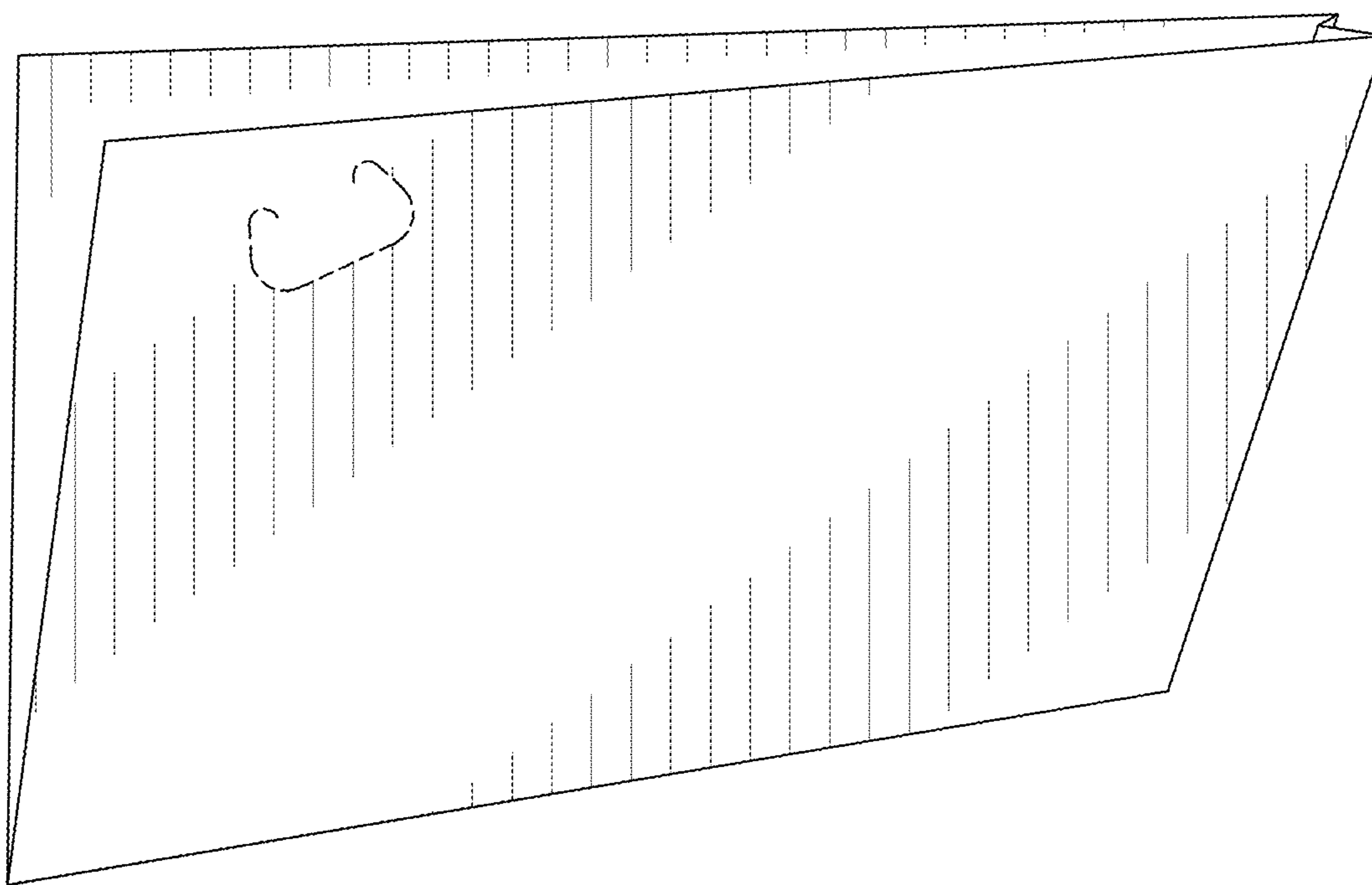


FIG. 22

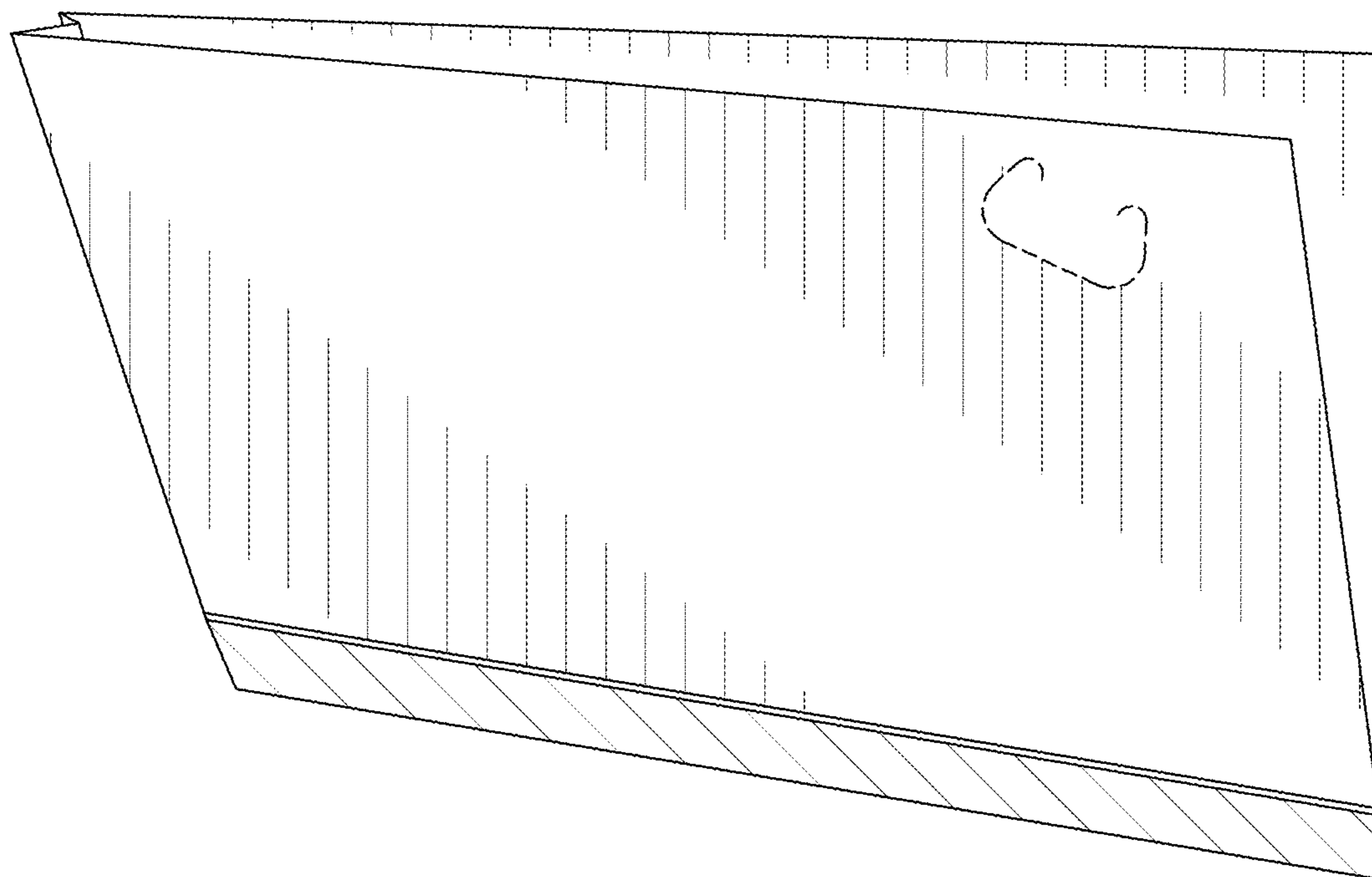


FIG. 23

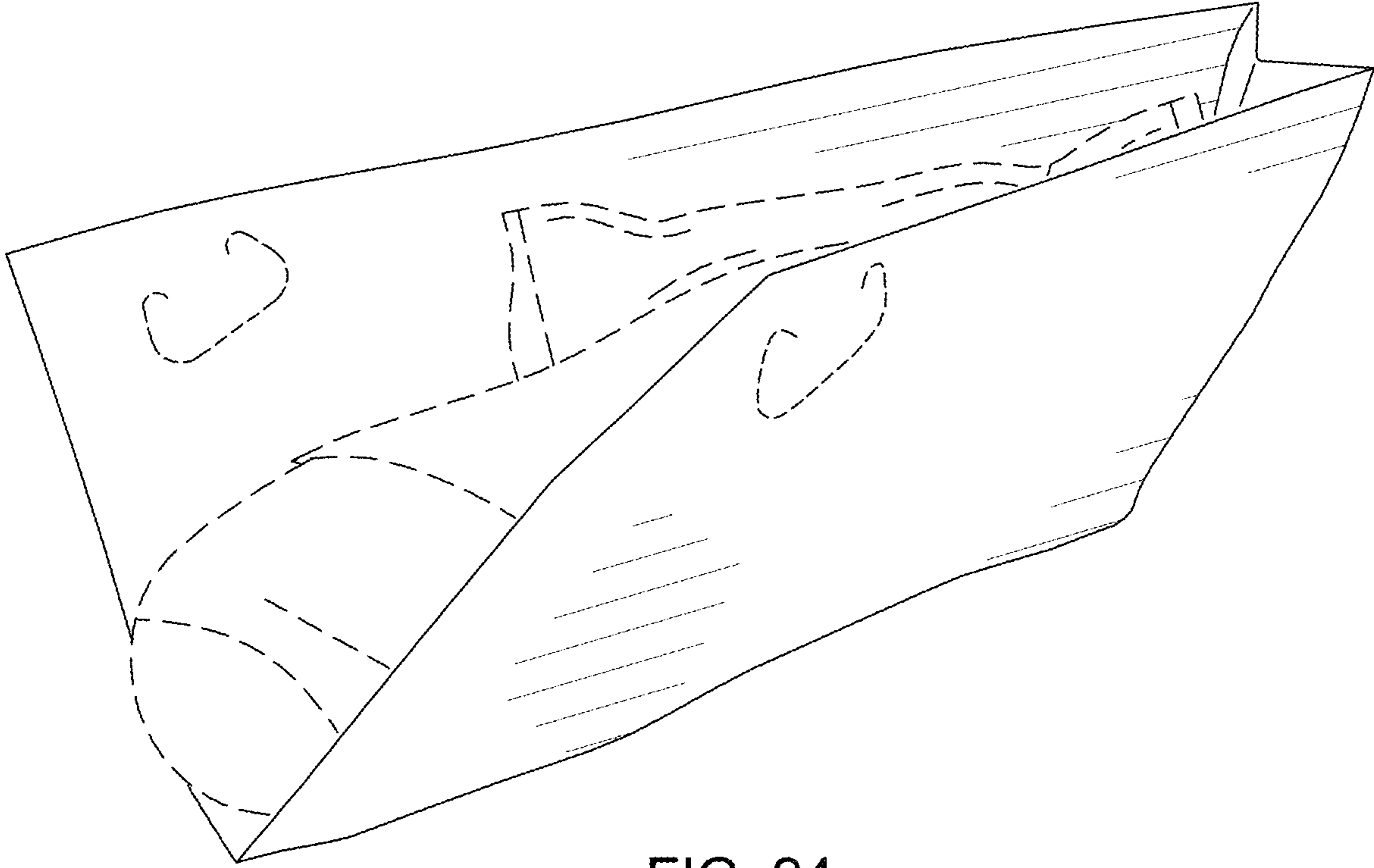


FIG. 24




FIG. 25




FIG. 26

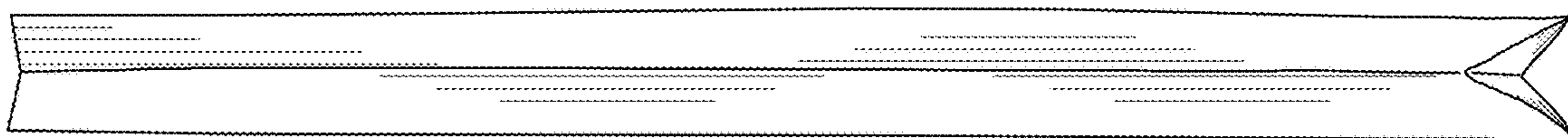


FIG. 27

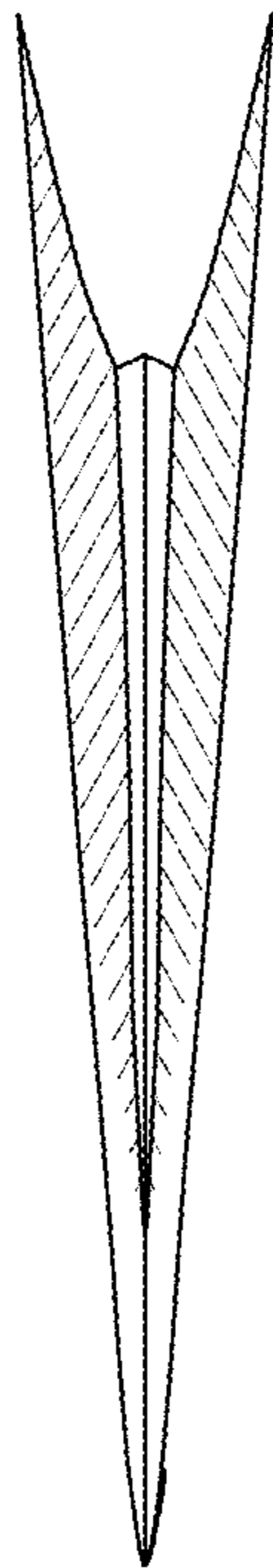


FIG. 28

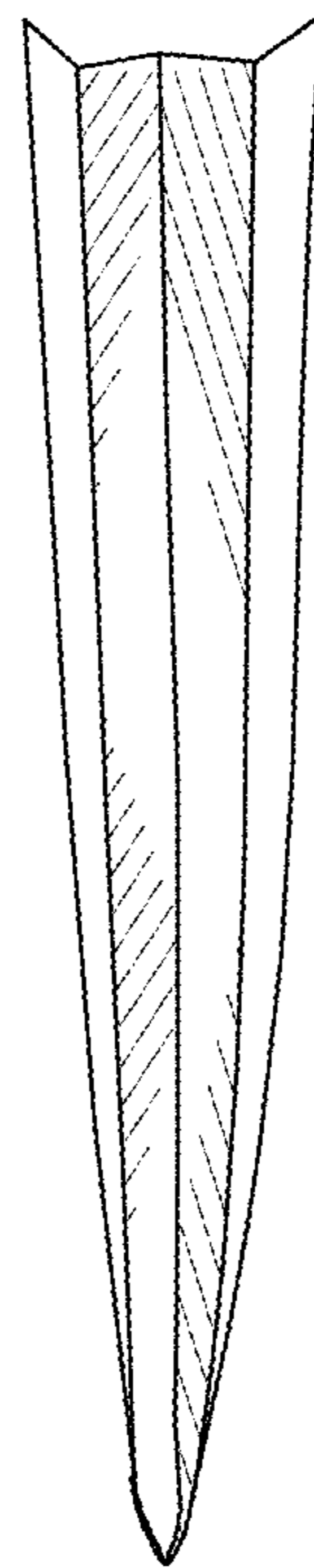


FIG. 29

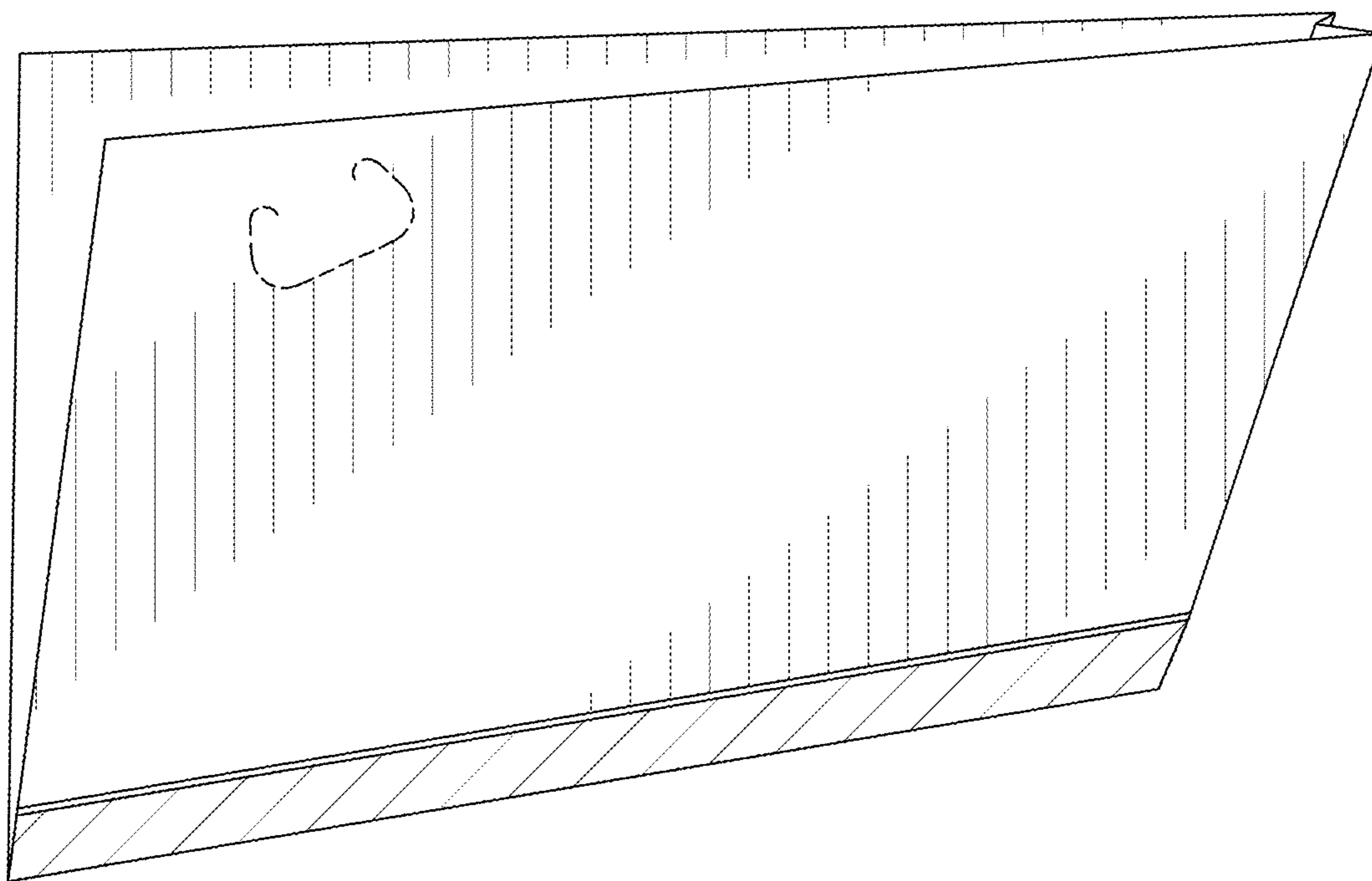


FIG. 30

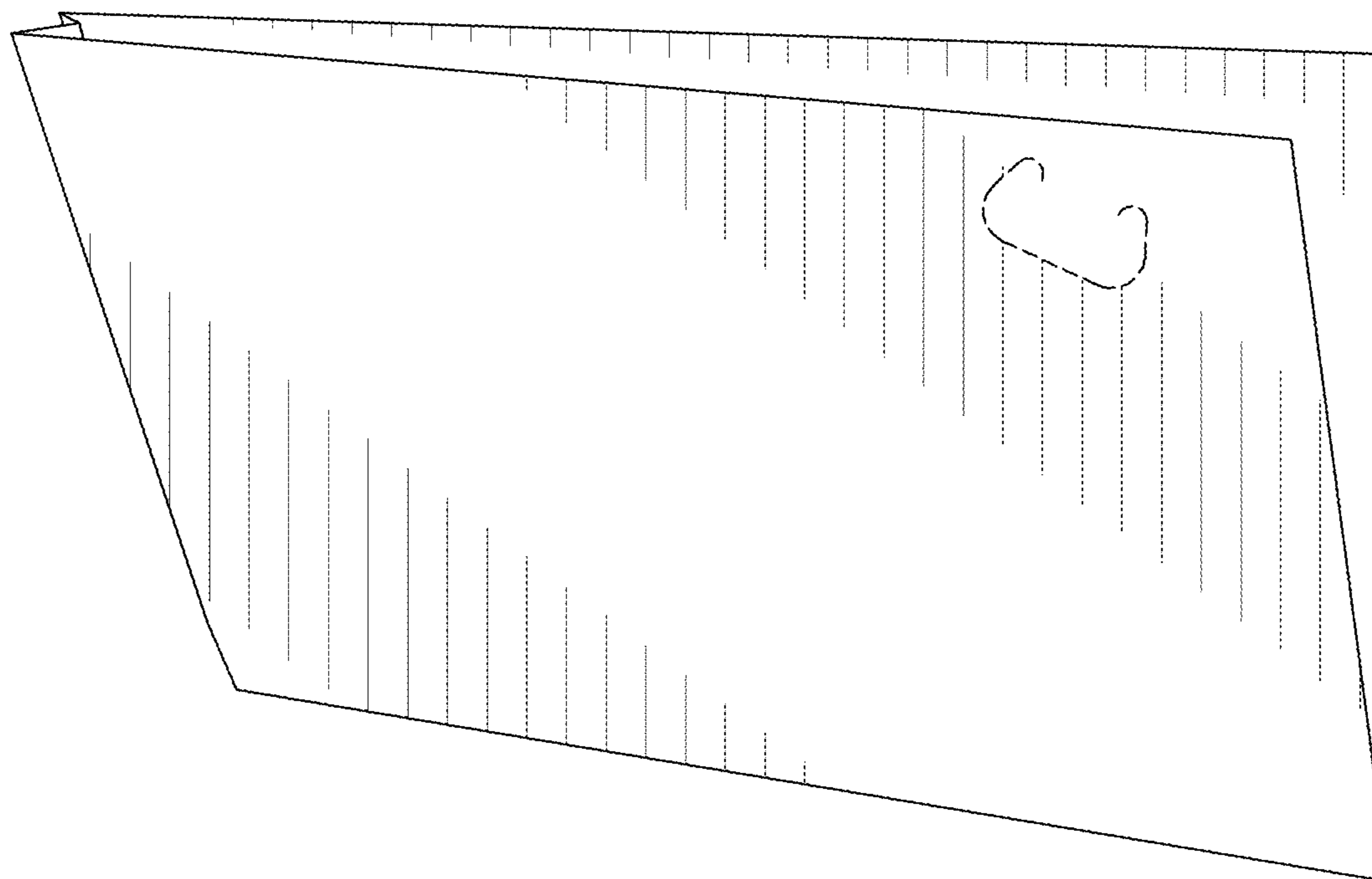


FIG. 31

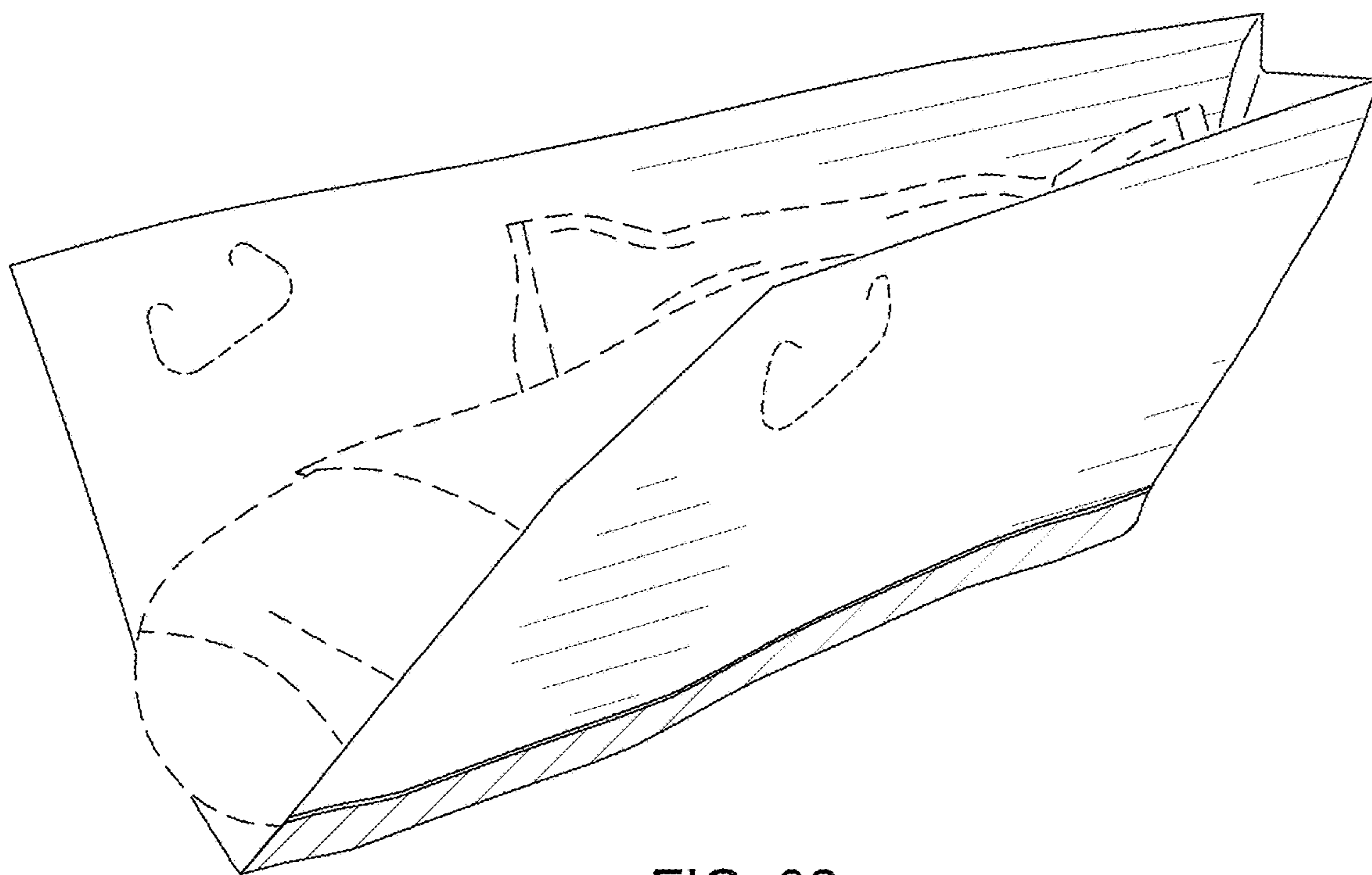


FIG. 32