



US00D803037S

(12) **United States Design Patent**  
**Maloney et al.**

(10) **Patent No.:** **US D803,037 S**

(45) **Date of Patent:** **\*\* Nov. 21, 2017**

- (54) **METAL CLINCH PIN**
- (71) Applicant: **Penn Engineering & Manufacturing Corp.**, Danboro, PA (US)
- (72) Inventors: **Michael J. Maloney**, Doylestown, PA (US); **Robert P. Smith**, New Tripoli, PA (US)
- (73) Assignee: **PEM Management, Inc.**, Wilmington, DE (US)
- (\*\*) Term: **15 Years**
- (21) Appl. No.: **29/532,341**
- (22) Filed: **Jul. 6, 2015**
- (51) **LOC (10) Cl.** ..... **08-08**
- (52) **U.S. Cl.**  
USPC ..... **D8/382**
- (58) **Field of Classification Search**  
USPC ..... D8/349, 354, 382, 384, 385, 388, 391, D8/499  
CPC ..... F16B 19/00; F16B 19/004; F16B 19/02; F16B 19/04; F16B 19/05; F16B 19/06; F16B 2019/1018; B21K 1/58; B21K 25/00; B21J 15/02  
See application file for complete search history.

- 2004/0151560 A1\* 8/2004 Kirchen ..... F16B 19/008 411/508
- 2005/0123372 A1\* 6/2005 Sato ..... F16B 5/0258 411/32
- 2005/0152765 A1\* 7/2005 Kato ..... F16B 19/1081 411/45
- 2011/0097172 A1\* 4/2011 Maloney ..... B21K 1/58 411/38
- 2013/0216297 A1\* 8/2013 Albach ..... F16B 19/00 403/20
- 2014/0133937 A1\* 5/2014 Tyson ..... F16B 19/1045 411/501
- 2015/0104272 A1\* 4/2015 Ishizaka ..... F16B 19/004 411/510

\* cited by examiner

*Primary Examiner* — Sandra Snapp

*Assistant Examiner* — Ieisha Price

(74) *Attorney, Agent, or Firm* — Ryder, Lu, Mazzeo & Konieczny LLC; Joseph M. Konieczny, Sr.; Gregory J. Gore

(57) **CLAIM**

The ornamental design for a metal clinch pin, as shown and described.

**DESCRIPTION**

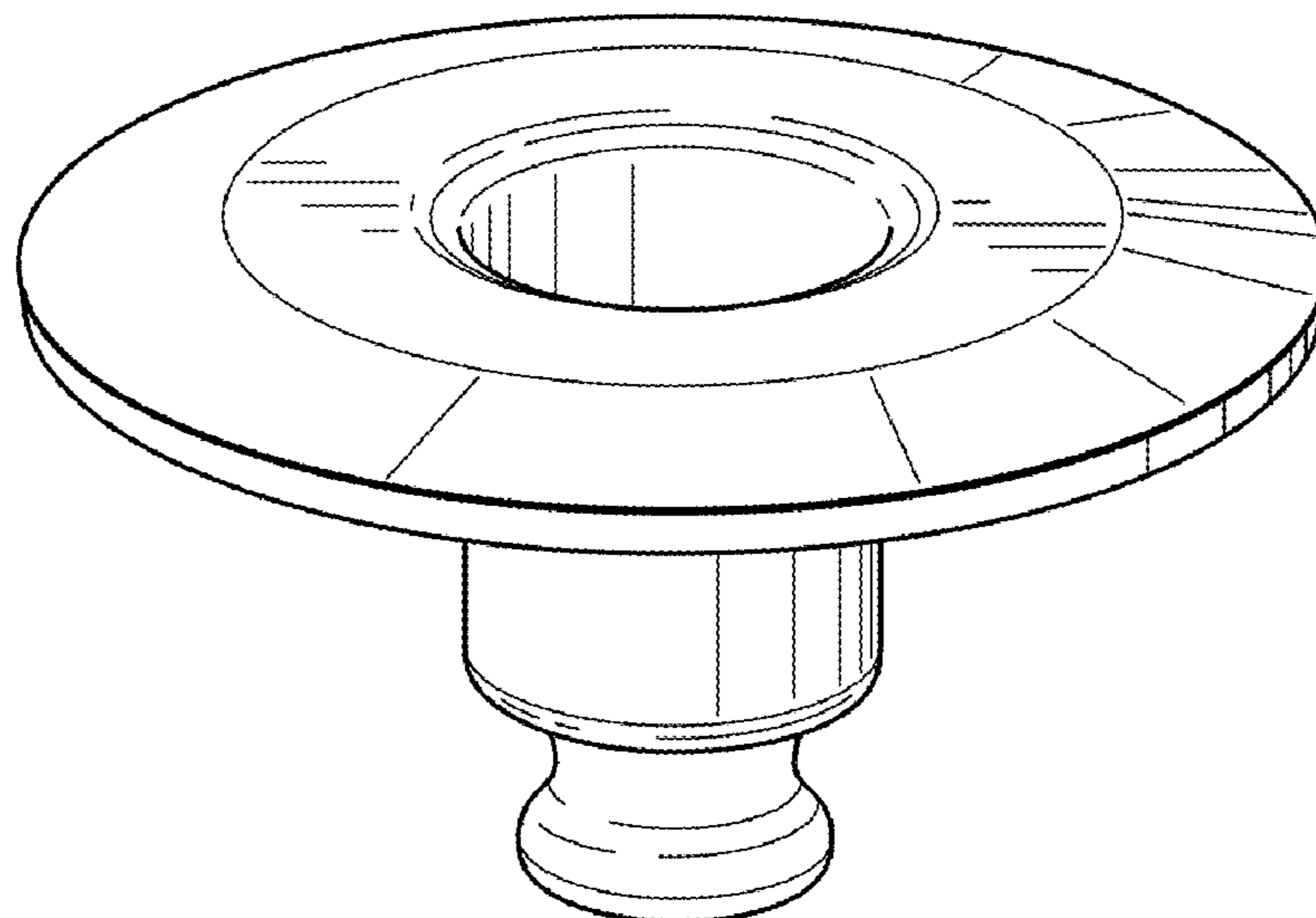
FIG. 1 is a top front perspective of a new design for a metal clinch pin;  
 FIG. 2 is a bottom front perspective thereof;  
 FIG. 3 is a right side elevation view, the left side being a mirror image thereof;  
 FIG. 4 is a top plan view thereof; and,  
 FIG. 5 is a bottom plan view thereof.  
 The broken lines in the drawings and all areas adjacent to the broken lines in the drawings illustrate portions of the metal clinch pin and form no part of the claimed design.

**1 Claim, 3 Drawing Sheets**

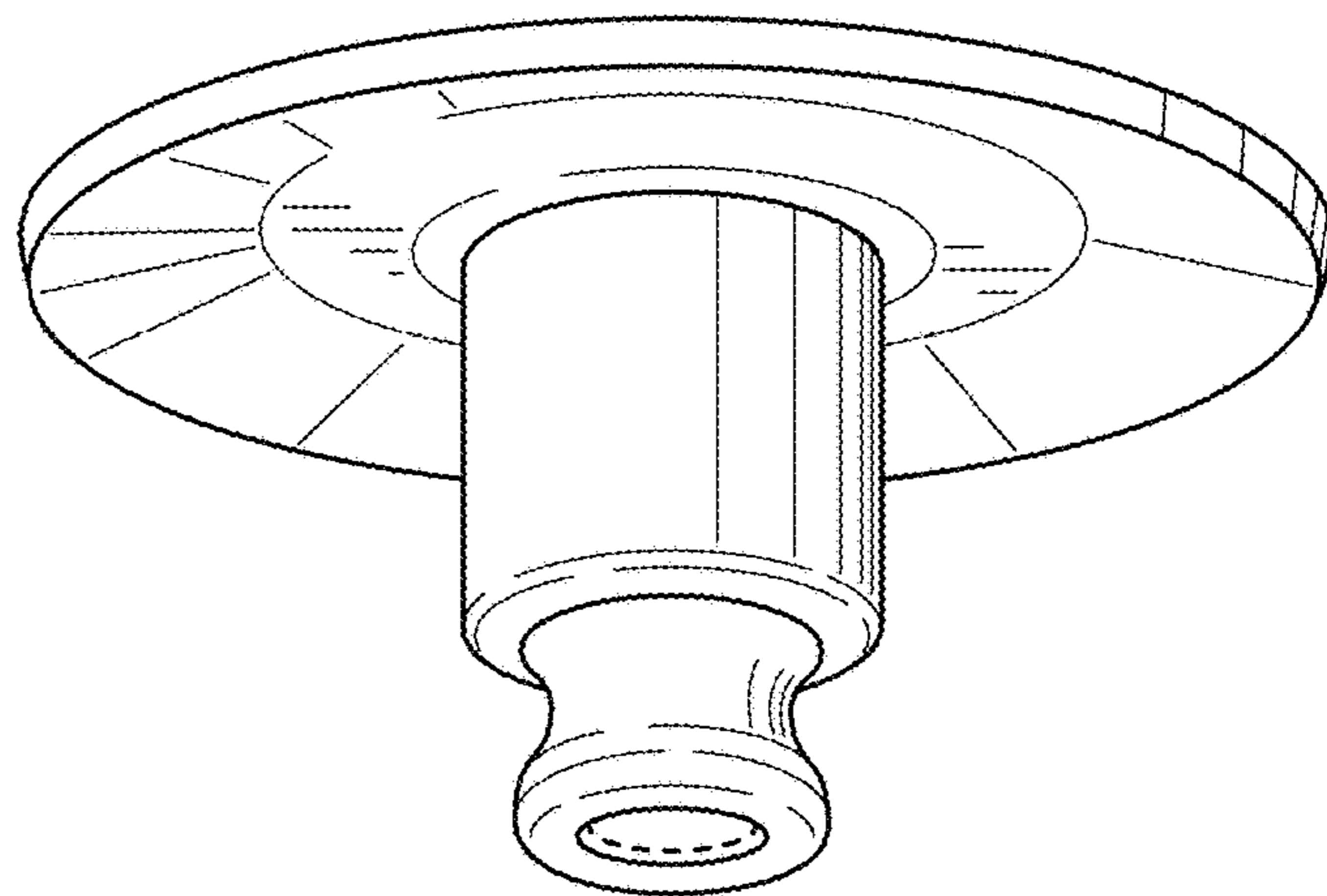
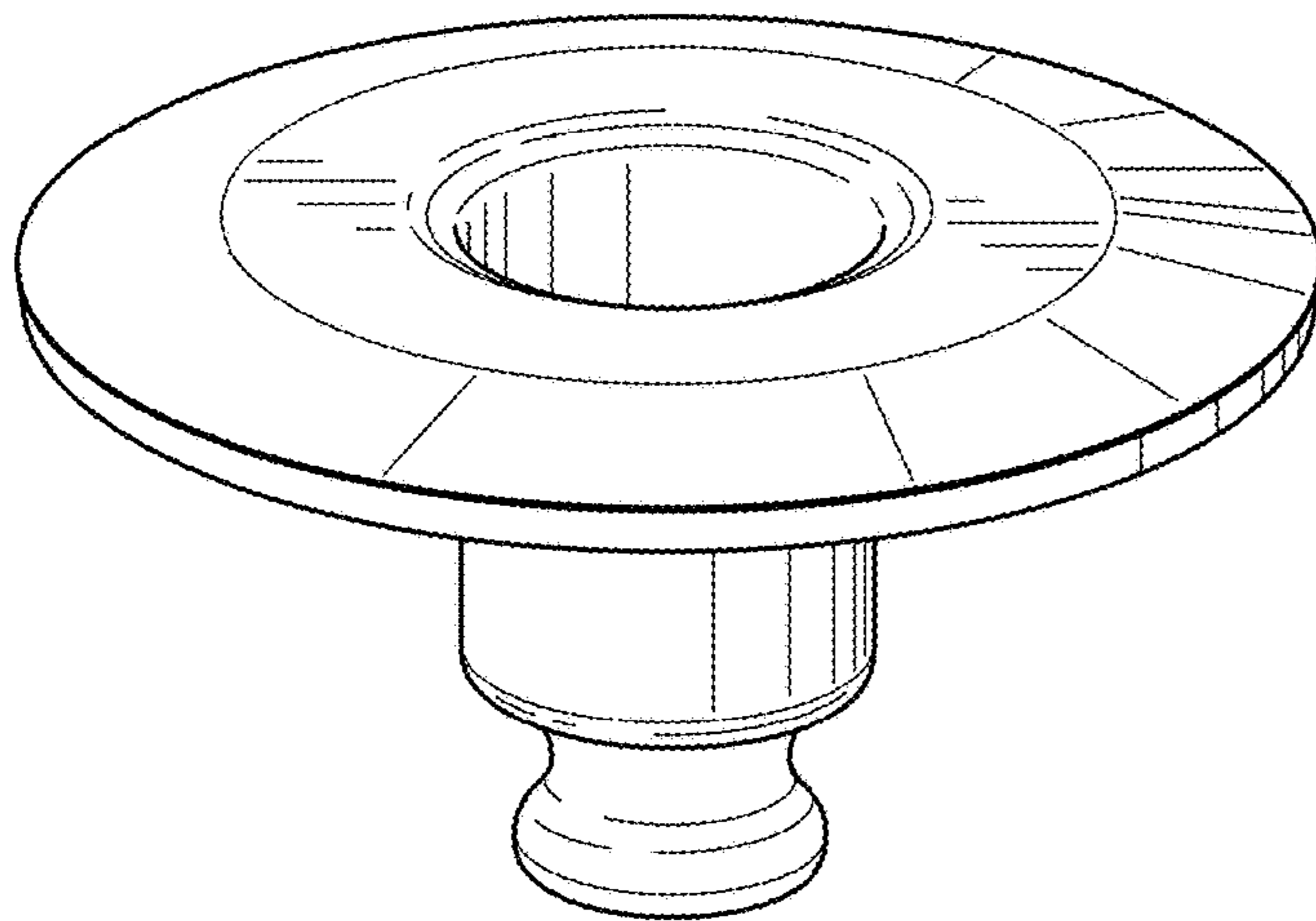
(56) **References Cited**

U.S. PATENT DOCUMENTS

- 6,514,024 B2\* 2/2003 Akema ..... F16B 19/1081 411/41
- 7,690,876 B2\* 4/2010 Kawai ..... F16B 19/1081 292/DIG. 37
- D666,900 S \* 9/2012 Ogino ..... D8/385
- D674,273 S \* 1/2013 Yogev ..... D8/382
- D768,468 S \* 10/2016 Maloney ..... D8/382
- D768,472 S \* 10/2016 Yoshihashi ..... D8/382

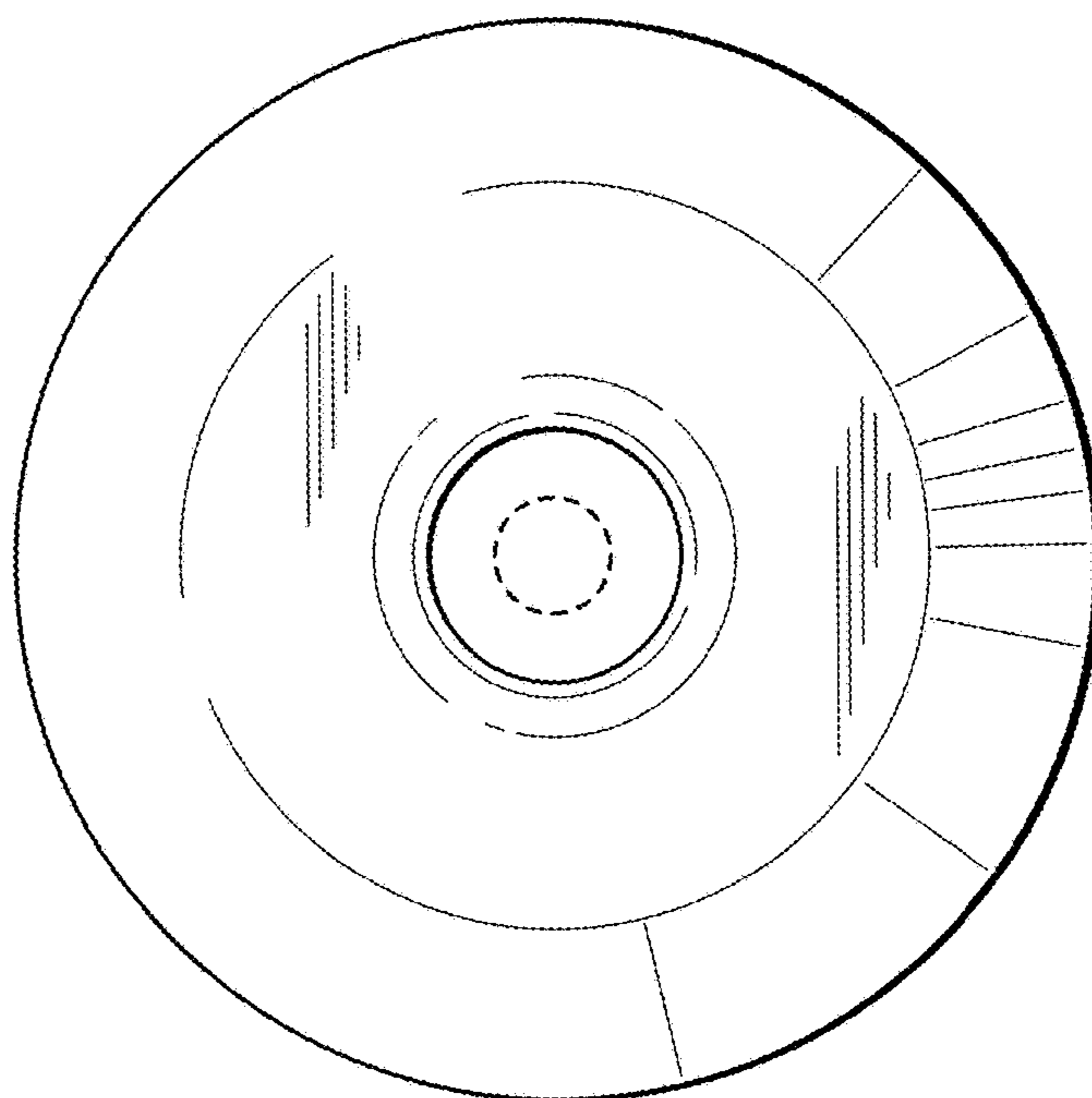
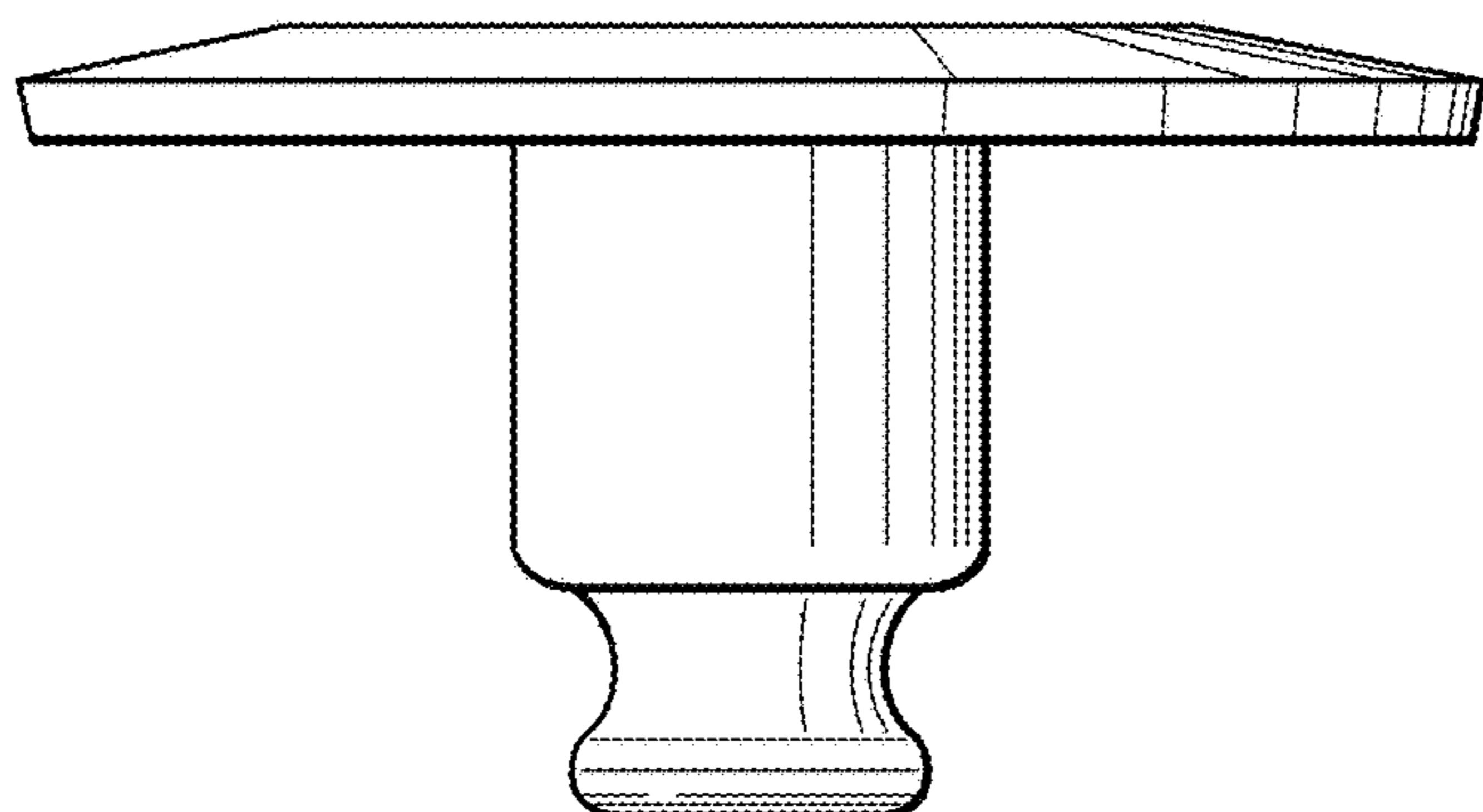


***FIG. 1***

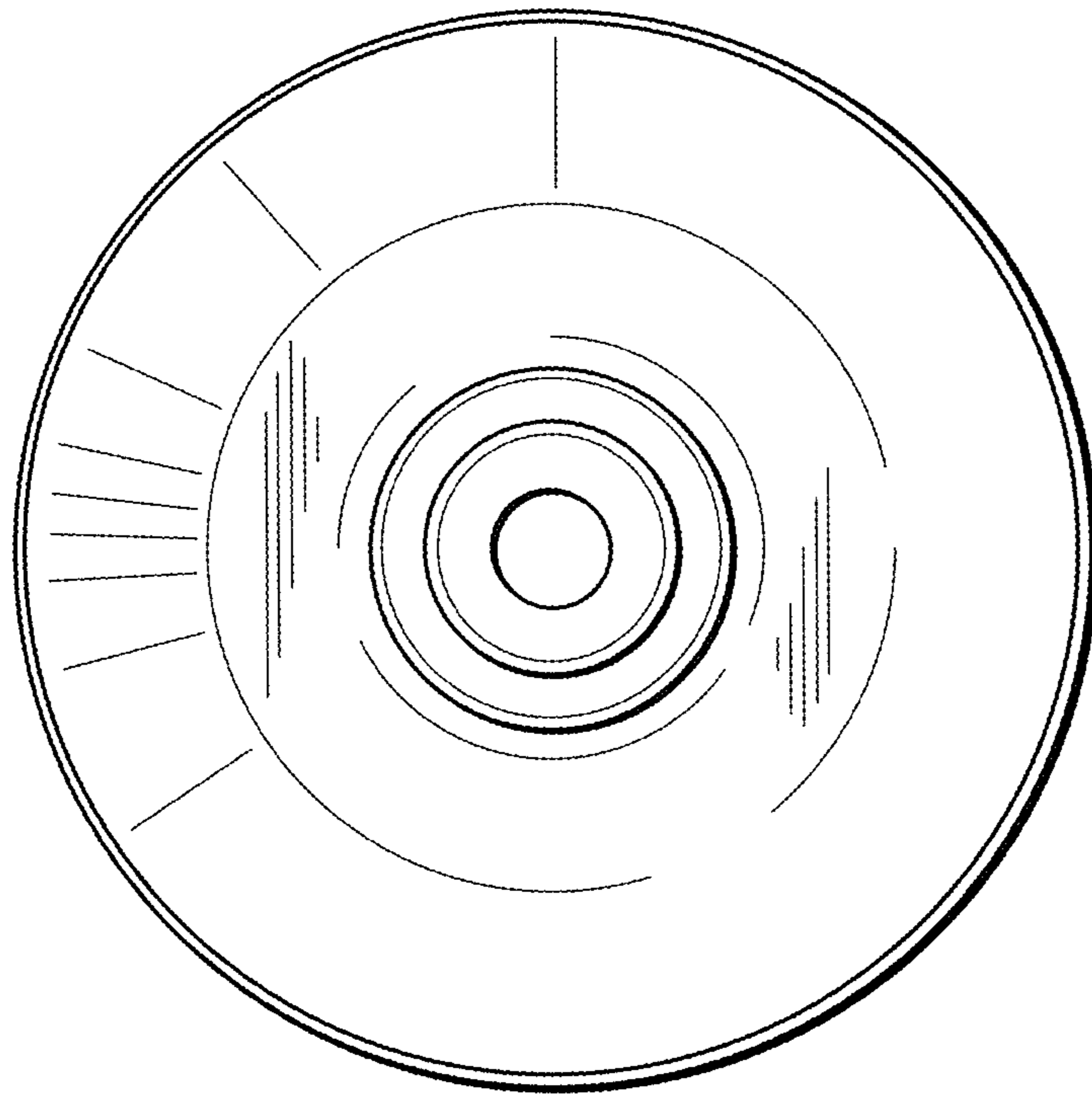


***FIG. 2***

*FIG. 3*



*FIG. 4*



***FIG. 5***