



US00D803024S

(12) **United States Design Patent**
Wang

(10) **Patent No.:** **US D803,024 S**

(45) **Date of Patent:** **** Nov. 21, 2017**

(54) **UTILITY KNIFE**

(71) Applicant: **Aiguo Wang**, Ningbo (CN)

(72) Inventor: **Chao Wang**, Ningbo (CN)

(73) Assignee: **Aiguo Wang**, Ningbo (CN)

(**) Term: **15 Years**

(21) Appl. No.: **29/572,006**

(22) Filed: **Jul. 24, 2016**

(30) **Foreign Application Priority Data**

Jun. 12, 2016 (CN) 2016 3 0233099

(51) **LOC (10) Cl.** **08-03**

(52) **U.S. Cl.**
USPC **D8/99**

(58) **Field of Classification Search**

USPC D8/98, 99, 100, 105, 107; D22/118
CPC .. B26B 1/08; B26B 5/00; B26B 5/001; B26B
5/002; B26B 5/003; B26B 5/006; B26B
1/00

See application file for complete search history.

(56) **References Cited**

U.S. PATENT DOCUMENTS

D509,419 S * 9/2005 Chung D8/99
D524,138 S * 7/2006 Chih D8/99

D525,104 S * 7/2006 Samberg D8/99
D551,932 S * 10/2007 Guo D8/99
D558,555 S * 1/2008 Huang D8/99
D607,707 S * 1/2010 Huang D8/99
D731,280 S * 6/2015 Dahlberg D8/99
D731,870 S * 6/2015 Dahlberg D8/99
D767,362 S * 9/2016 Wang D8/99

* cited by examiner

Primary Examiner — Phillip S Hyder

(74) *Attorney, Agent, or Firm* — Gokalp Bayramoglu

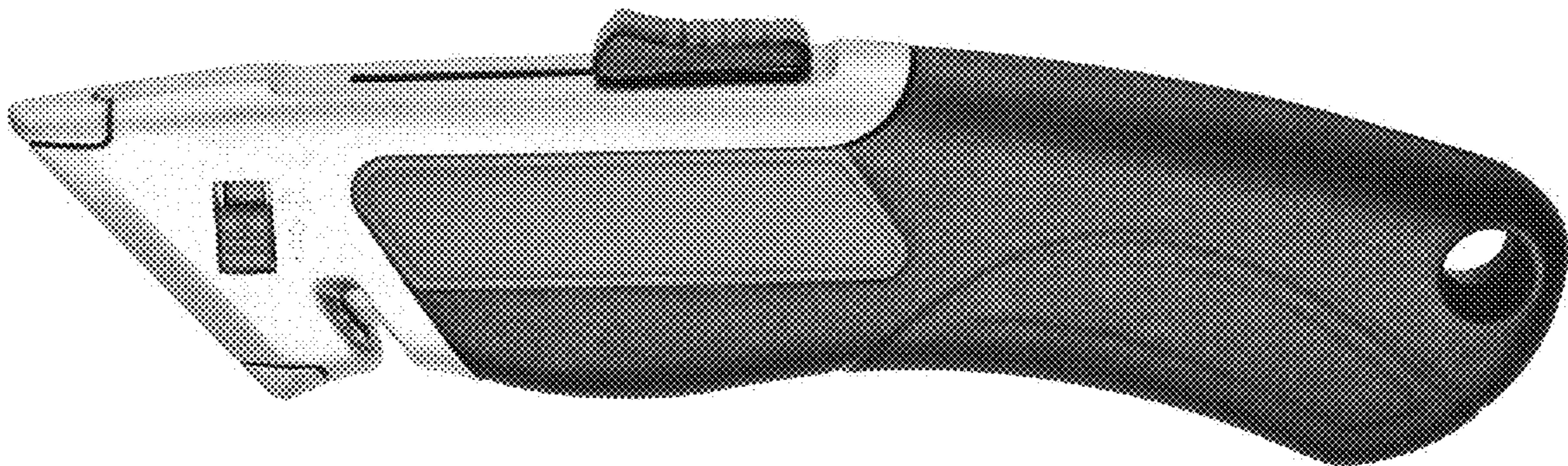
(57) **CLAIM**

The ornamental design for a utility knife, as shown and described.

DESCRIPTION

FIG. 1 is a perspective view of a utility knife showing the new design;
FIG. 2 is a front view of the utility knife;
FIG. 3 is a rear view of the utility knife;
FIG. 4 is a top view of the utility knife;
FIG. 5 is a bottom view of the utility knife;
FIG. 6 is a left side view of the utility knife; and,
FIG. 7 is a right side view of the utility knife.

1 Claim, 7 Drawing Sheets






FIG. 1



FIG. 2



FIG. 3




FIG. 4




FIG. 5

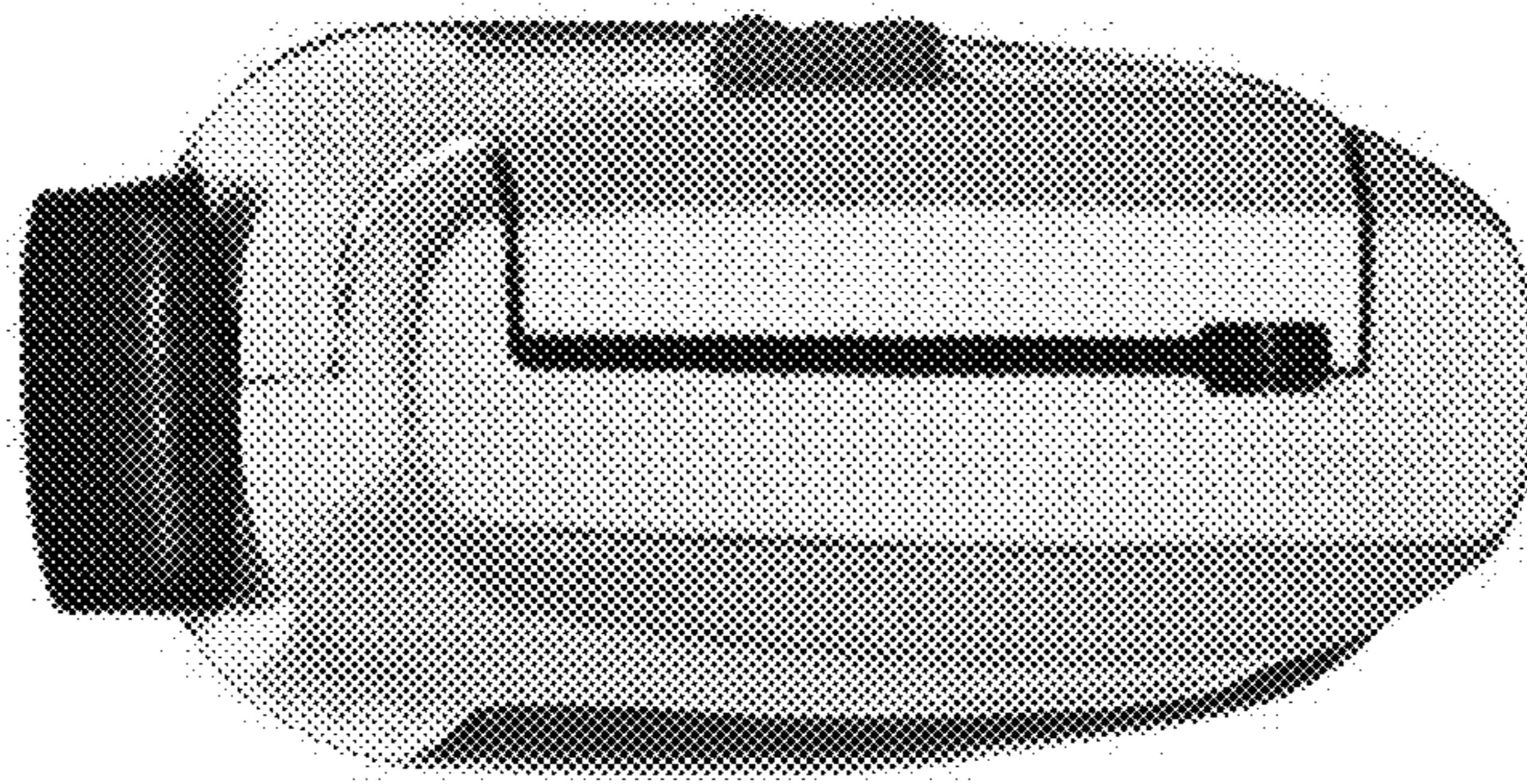


FIG. 6




FIG. 7