



US00D803018S

(12) **United States Design Patent** (10) **Patent No.:** **US D803,018 S**  
**Wu** (45) **Date of Patent:** **\*\* Nov. 21, 2017**

(54) **HANDLE OF GARDEN SHEARS**  
(71) Applicant: **Shih-Piao Wu**, Changhua (TW)  
(72) Inventor: **Shih-Piao Wu**, Changhua (TW)  
(73) Assignee: **Jiin Haur Industrial Co. Ltd.**,  
Changhua (TW)

D140,441 S \* 2/1945 Donohoe ..... D8/52  
2,650,423 A \* 9/1953 Phillips ..... B26B 13/16  
30/261  
6,202,517 B1 \* 3/2001 Dolan ..... B25B 7/02  
81/418  
6,446,344 B1 \* 9/2002 Gontar ..... A01G 3/02  
30/262

\* cited by examiner

(\*\*) Term: **15 Years**

*Primary Examiner* — Sandra Snapp  
*Assistant Examiner* — Ieisha Price

(21) Appl. No.: **29/553,694**

(74) *Attorney, Agent, or Firm* — Che-Yang Chen; Law  
Offices of Scott Warmuth

(22) Filed: **Feb. 3, 2016**

(51) **LOC (10) Cl.** ..... **08-01**

(52) **U.S. Cl.**  
USPC ..... **D8/5**

(57) **CLAIM**

(58) **Field of Classification Search**  
USPC ..... D8/1, 4, 5, 7, 51, 52, 54, 56, 58, 107;  
D21/532

The ornamental design for a handle of garden shears, as  
shown and described.

CPC ..... B26B 13/00; B26B 13/06; B26B 13/14;  
B26B 13/20; B26B 13/16; B26B 13/28;  
A01G 3/02; A01G 3/021; A01G 3/025;  
A01G 3/0251; A01G 3/0475

**DESCRIPTION**

See application file for complete search history.


FIG. 1 is a perspective view of a handle of garden shears  
showing my new design;  
FIG. 2 is a front elevational view thereof;  
FIG. 3 is a rear elevational view thereof;  
FIG. 4 is a left side elevational view thereof;  
FIG. 5 is a right side elevational view thereof;  
FIG. 6 is a top plan view thereof;  
FIG. 7 is a bottom plan view thereof;  
FIG. 8 is an environmental perspective view of the handle of  
garden shears showing my design; and,  
FIG. 9 is another environmental perspective view of the  
handle of garden shears showing my design.  
The broken lines showing in FIGS. 8 and 9 represent the  
environment of the claimed design and forms no part  
thereof.

(56) **References Cited**

**U.S. PATENT DOCUMENTS**

466,879 A \* 1/1892 Dixon ..... A01G 3/02  
30/239  
516,389 A \* 3/1894 Crutsinger ..... A01G 3/02  
30/135  
564,102 A \* 7/1896 Richard ..... A01G 3/02  
30/239  
614,167 A \* 11/1898 Gardella ..... A01G 3/02  
30/135  
747,359 A \* 12/1903 Barnard ..... A01G 3/02  
30/135  
1,533,535 A \* 4/1925 Audibert ..... A01G 3/02  
30/135

**1 Claim, 6 Drawing Sheets**



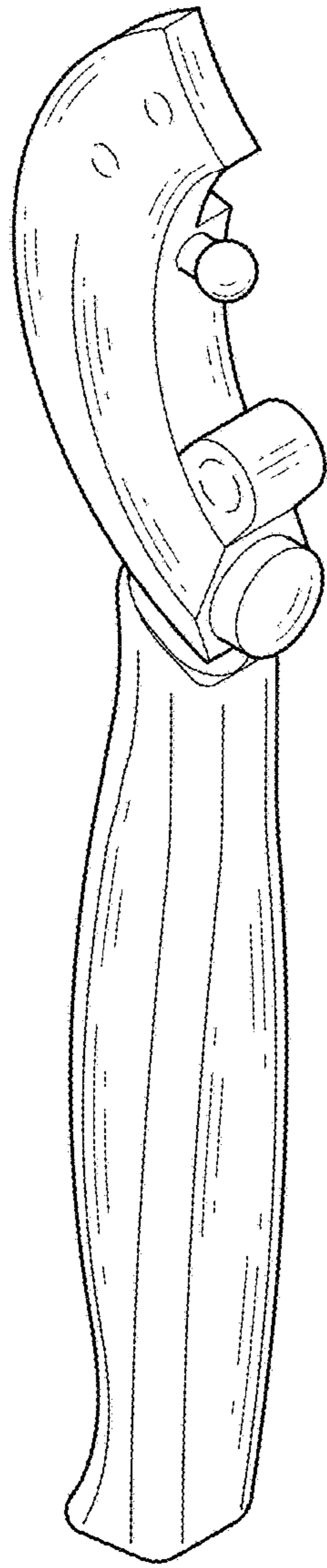


FIG.1

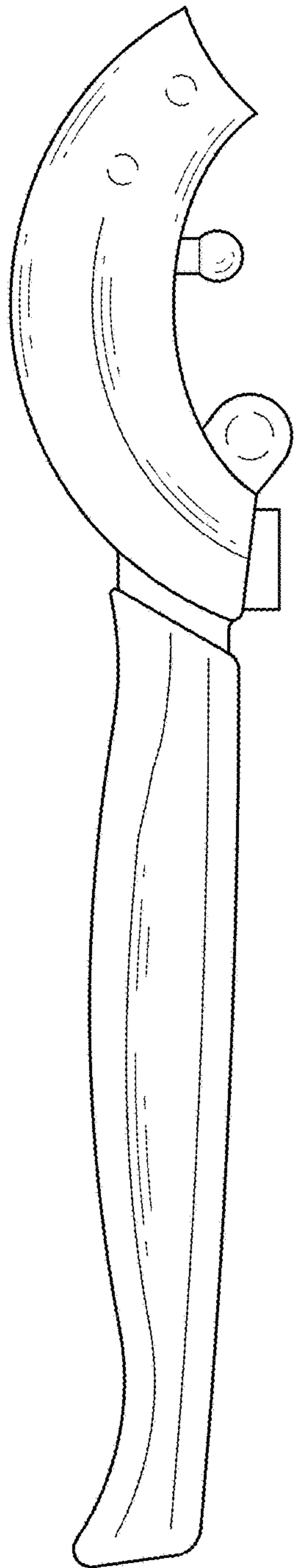


FIG. 2

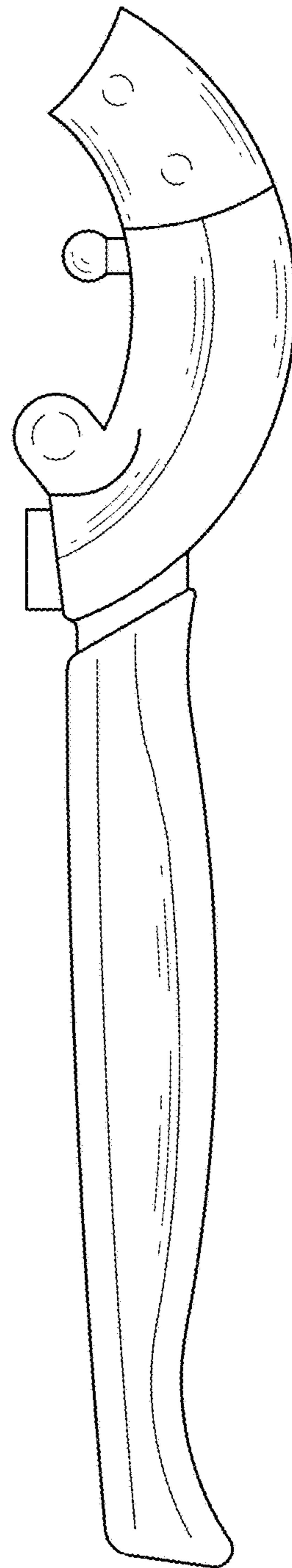


FIG. 3




FIG. 4




FIG. 5

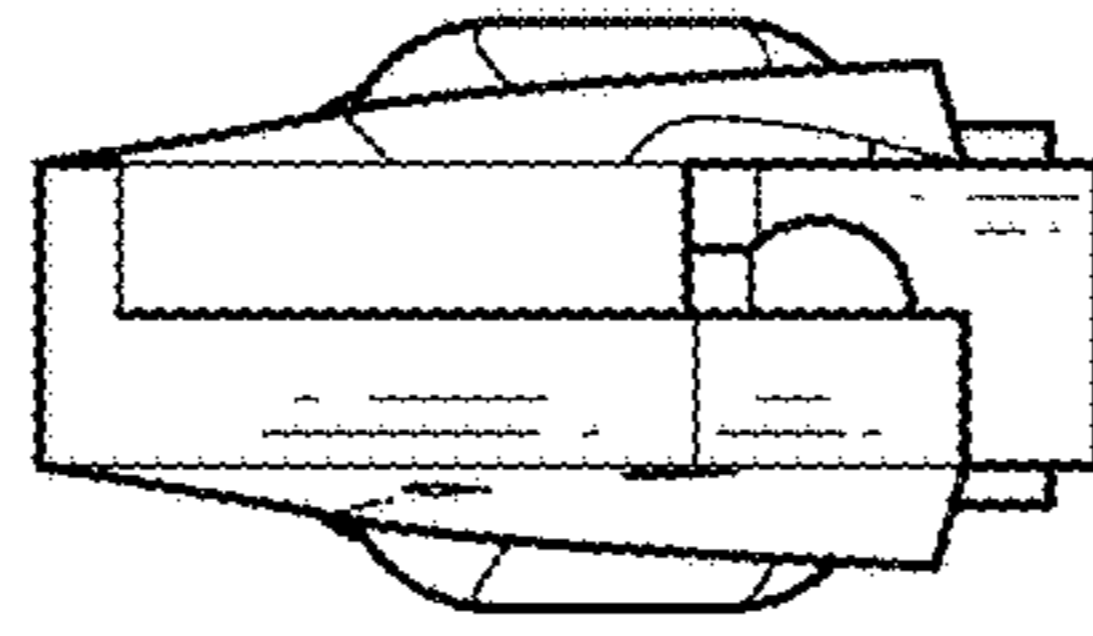


FIG. 6




FIG. 7

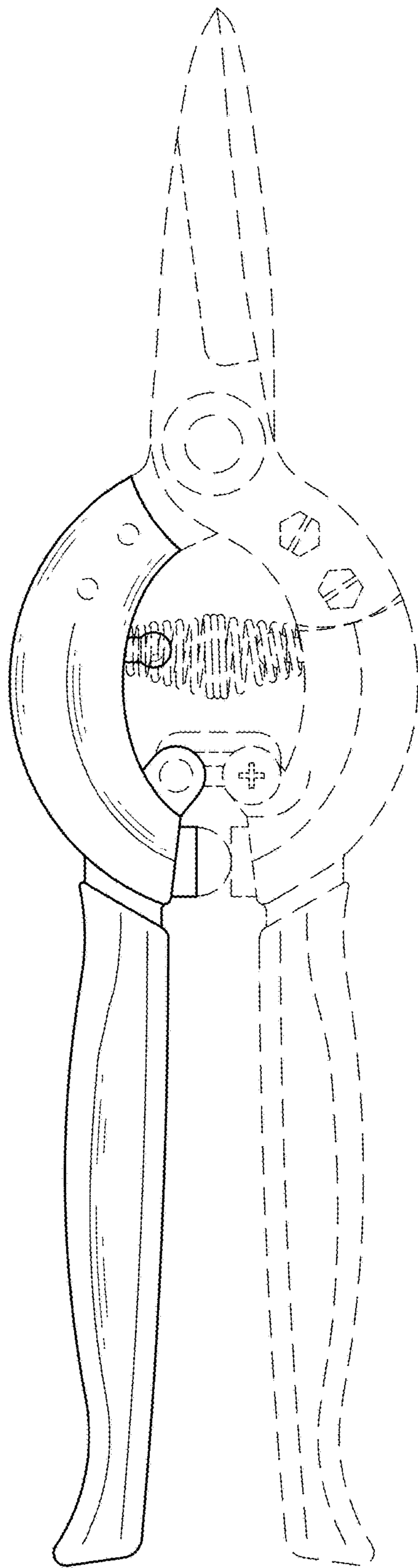


FIG.8

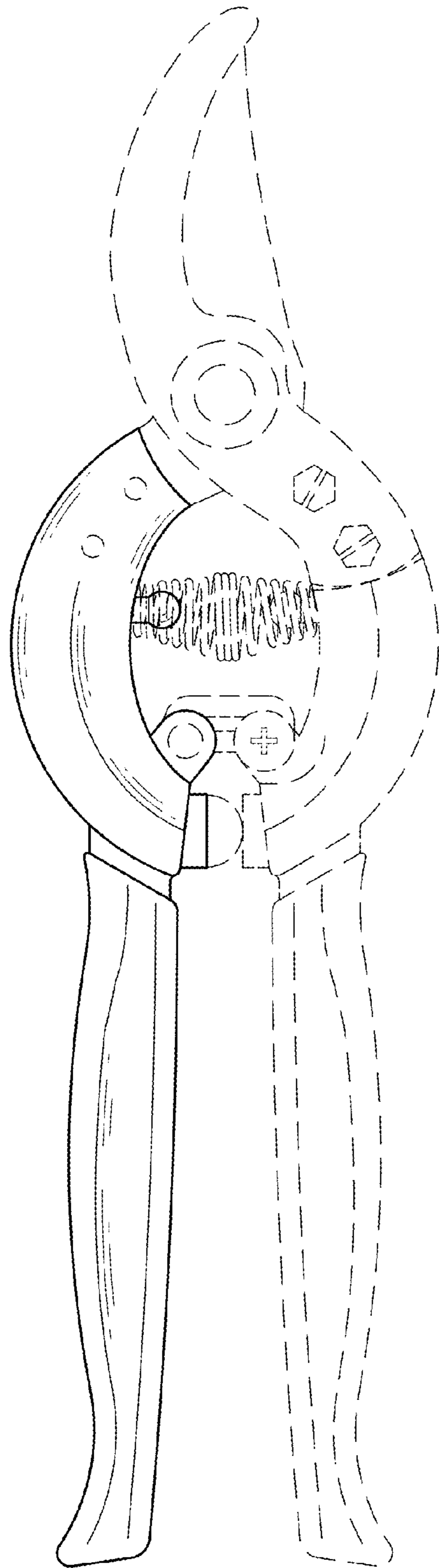


FIG.9