



US00D803002S

(12) **United States Design Patent**  
**Gretz et al.**

(10) **Patent No.:** **US D803,002 S**

(45) **Date of Patent:** **\*\* Nov. 21, 2017**

- (54) **CANTEEN**
- (71) Applicants: **Macie Elaine Gretz**, Kihei, HI (US);  
**Deborah Kay McDougald**,  
Whitehouse, TX (US)
- (72) Inventors: **Macie Elaine Gretz**, Kihei, HI (US);  
**Deborah Kay McDougald**,  
Whitehouse, TX (US)
- (73) Assignees: **Macie Elaine Gretz**, Kihei, HI (US);  
**William Colin Gretz**, Kihei, HI (US)
- (\*\*) Term: **15 Years**
- (21) Appl. No.: **29/558,603**
- (22) Filed: **Mar. 18, 2016**
- (51) **LOC (10) Cl.** ..... **07-01**
- (52) **U.S. Cl.**  
USPC ..... **D7/536; D7/533; D9/531**
- (58) **Field of Classification Search**  
USPC ..... D7/507, 509, 510, 511, 523, 529, 530,  
D7/531, 532, 533, 534, 535, 536, 608,  
D7/392.1, 396.2, 396.4, 387, 394, 515,  
D7/554.2, 543, 546, 300.1; D9/434, 450,  
D9/531; D10/46.2; D24/197, 199, 122;  
220/592.16, 592.17; D3/202; 222/461,  
222/146.5, 481  
CPC ..... A47G 19/22; A47G 19/2205; A47G  
19/2227; A47G 19/2266; A47F 3/16;  
B65D 47/066  
See application file for complete search history.

(56) **References Cited**

**U.S. PATENT DOCUMENTS**

- D201,157 S \* 5/1965 Harlow ..... D9/531
- D209,929 S \* 1/1968 Plummer ..... D9/528
- D250,806 S \* 1/1979 Gutkowski ..... D9/529
- D258,563 S \* 3/1981 Romagnoli ..... D7/321

- D294,115 S \* 2/1988 Jacobs ..... D9/531
- D310,719 S \* 9/1990 Donovan ..... D24/197
- D321,936 S \* 11/1991 Donovan ..... D24/197
- D338,407 S \* 8/1993 Lynd ..... D7/511
- D377,137 S \* 1/1997 Hurst ..... D7/515
- D390,113 S \* 2/1998 Rausch ..... D9/520
- D394,010 S \* 5/1998 Lynd ..... D9/531
- D401,858 S \* 12/1998 Zebrowski ..... D9/531
- D407,946 S \* 4/1999 Brewer ..... D7/507
- D408,288 S \* 4/1999 Wilson ..... D9/531
- D412,847 S \* 8/1999 Wainberg ..... D9/531
- D459,634 S \* 7/2002 Lin ..... D7/509
- 6,446,830 B1 \* 9/2002 Ocic ..... A47G 19/2205  
220/752
- D470,014 S \* 2/2003 Soehnlen ..... D7/511
- D496,222 S \* 9/2004 Kleckauskas ..... D7/507
- D508,651 S \* 8/2005 Harrell ..... D9/531
- D608,207 S \* 1/2010 Cummings ..... D9/531
- D608,590 S \* 1/2010 Geter ..... D7/507
- D633,338 S \* 3/2011 Rosbach ..... D7/511
- D653,113 S \* 1/2012 Yourist ..... D9/531
- D655,609 S \* 3/2012 Jalink ..... D9/528

(Continued)

*Primary Examiner* — Marianne Pandozzi

*Assistant Examiner* — Jae Liang

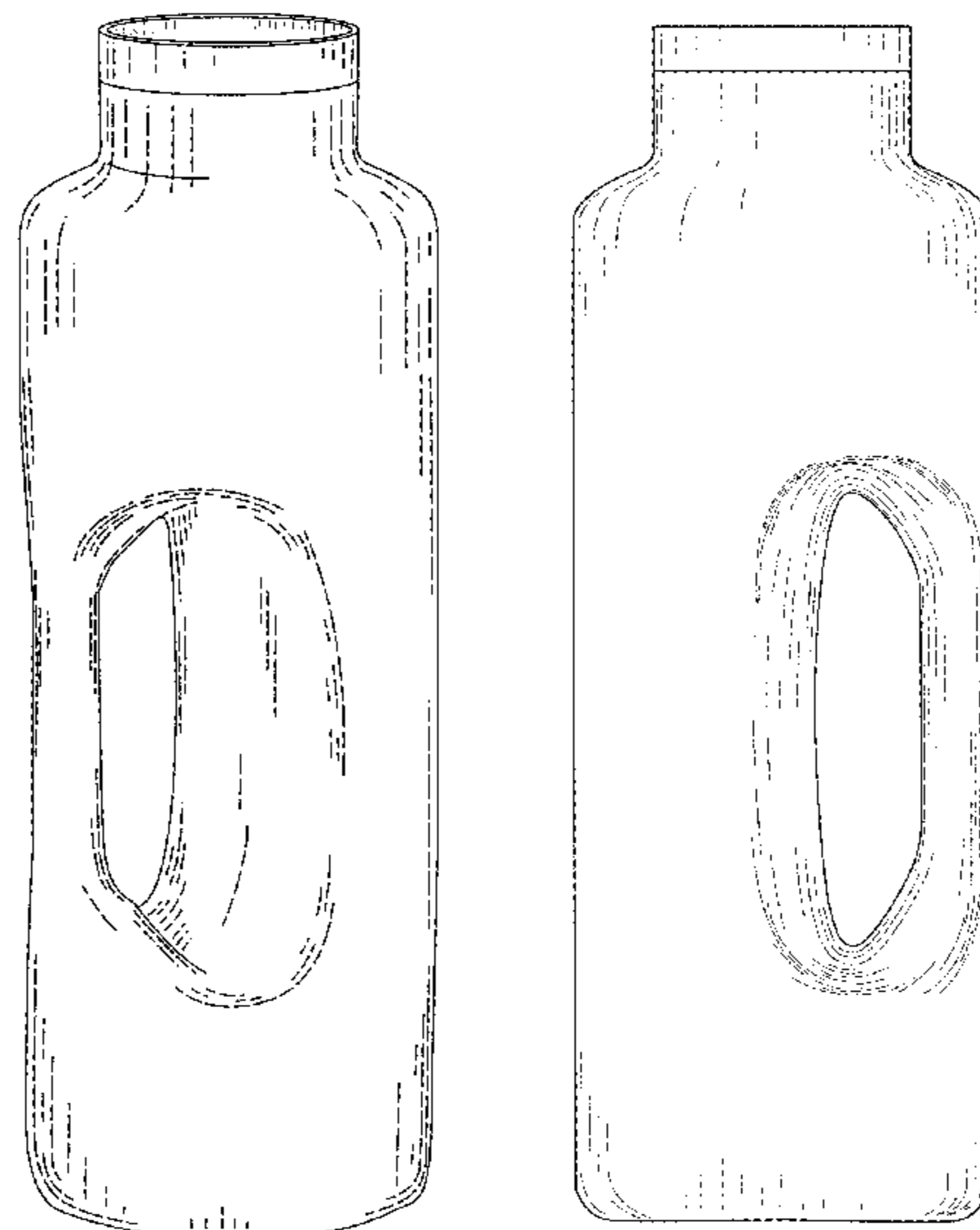
(57) **CLAIM**

The ornamental design for a canteen, as shown and described.

**DESCRIPTION**

FIG. 1 is a perspective view of a canteen showing our new design;  
 FIG. 2 is a left side elevational view thereof;  
 FIG. 3 is a right side elevational view thereof;  
 FIG. 4 is a front elevational view thereof;  
 FIG. 5 is a rear elevational view thereof;  
 FIG. 6 is a top plan view thereof;  
 FIG. 7 is a bottom plan view thereof; and,  
 FIG. 8 is a bottom perspective view thereof.

**1 Claim, 8 Drawing Sheets**



(56)

**References Cited**

U.S. PATENT DOCUMENTS

8,146,760 B1 \* 4/2012 Leach ..... A61J 9/00  
215/11.1  
D693,170 S \* 11/2013 Rosbach ..... D7/392.1  
D695,070 S \* 12/2013 Strobel ..... D7/510  
D731,856 S \* 6/2015 Hill ..... A47G 19/2266  
D7/532  
D732,965 S \* 6/2015 Pabon ..... D9/531  
D745,799 S \* 12/2015 Lipson ..... D7/300  
D746,693 S \* 1/2016 Davis ..... D9/528  
D782,877 S \* 4/2017 Cetera ..... D7/510  
D790,920 S \* 7/2017 Goodwin ..... D7/510  
2002/0153345 A1 \* 10/2002 Johnson ..... B29C 63/42  
215/398  
2017/0121069 A1 \* 5/2017 Clements ..... B65D 47/065

\* cited by examiner




FIG. 1

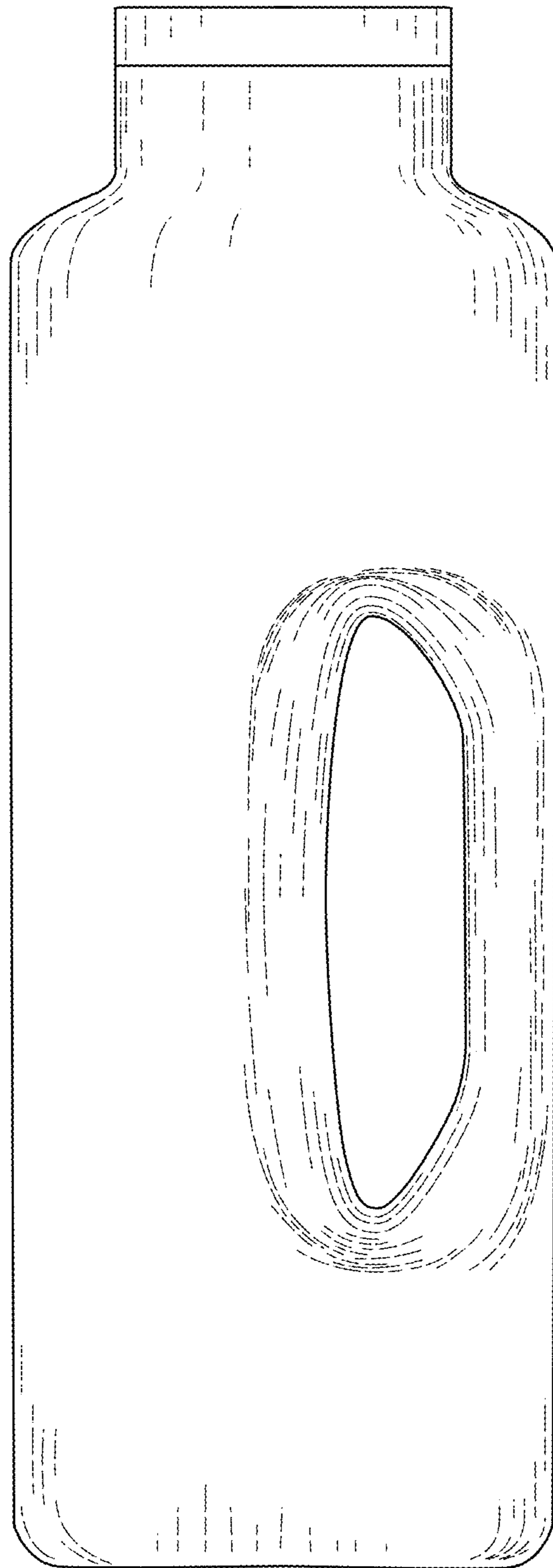


FIG. 2




FIG. 3

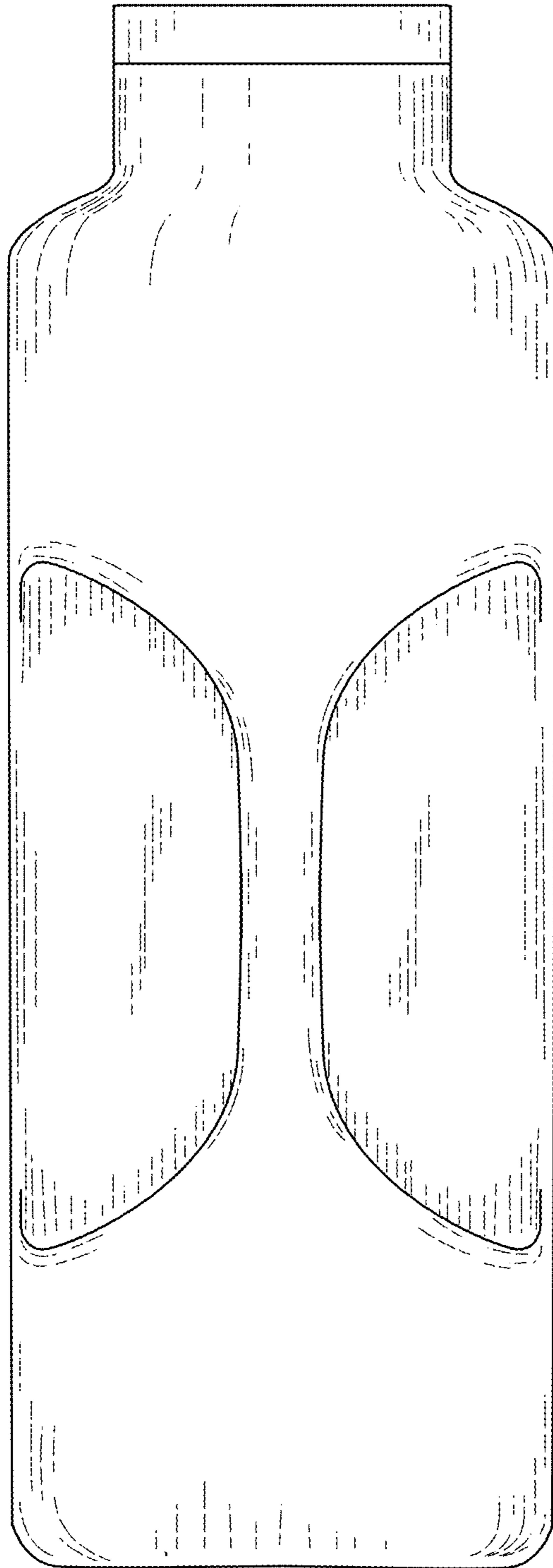


FIG. 4






FIG. 5

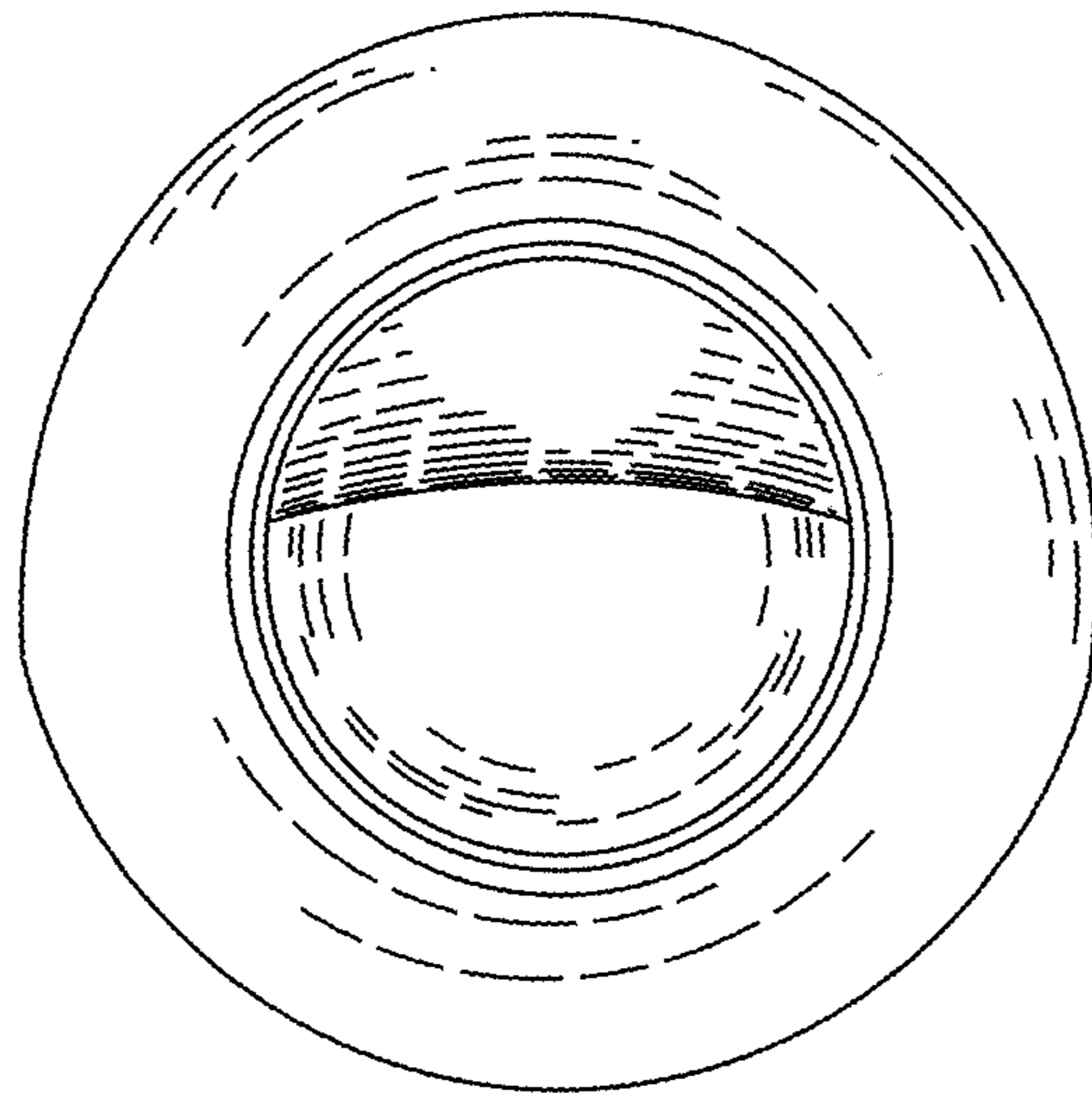


FIG. 6



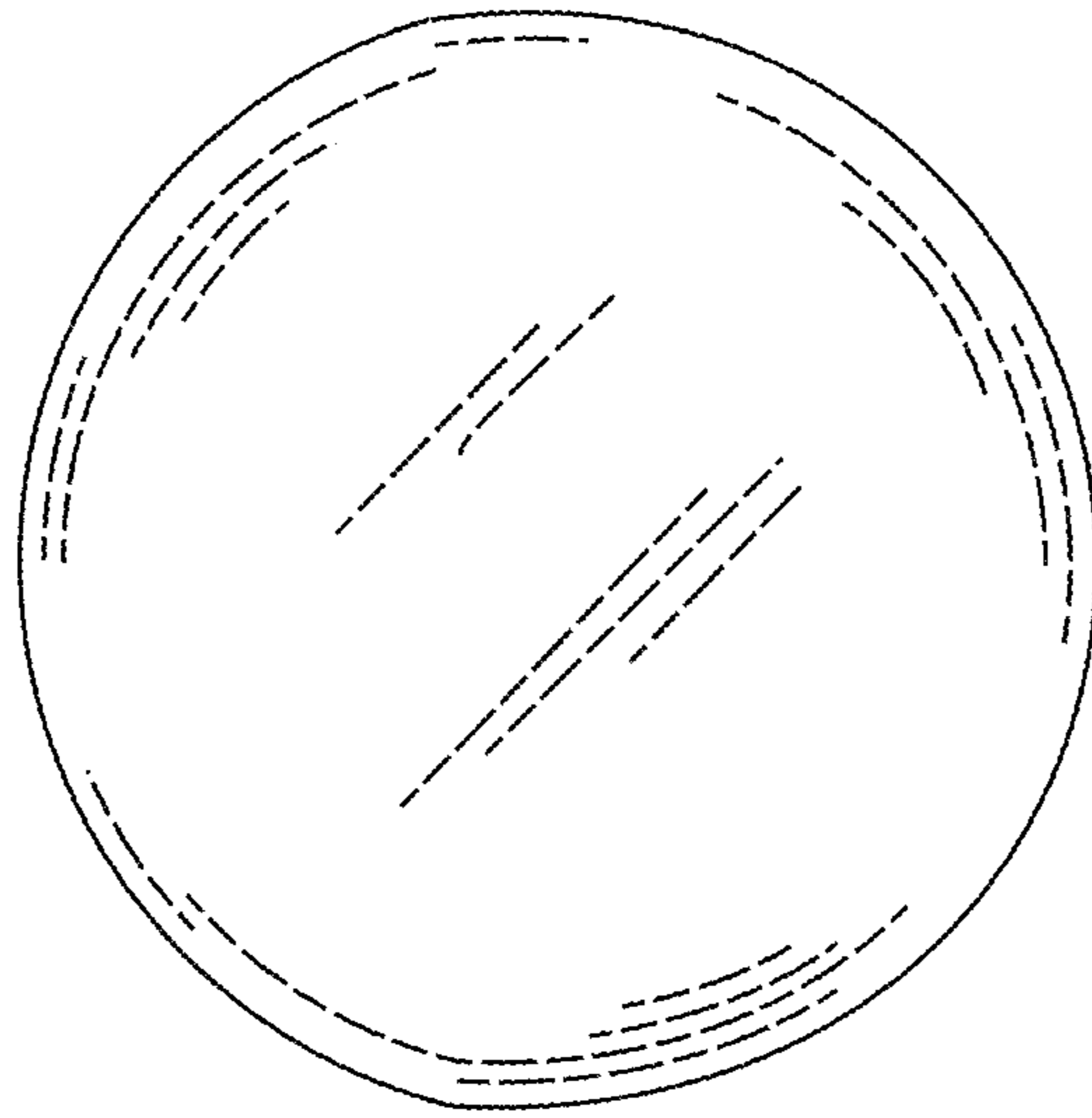


FIG. 7

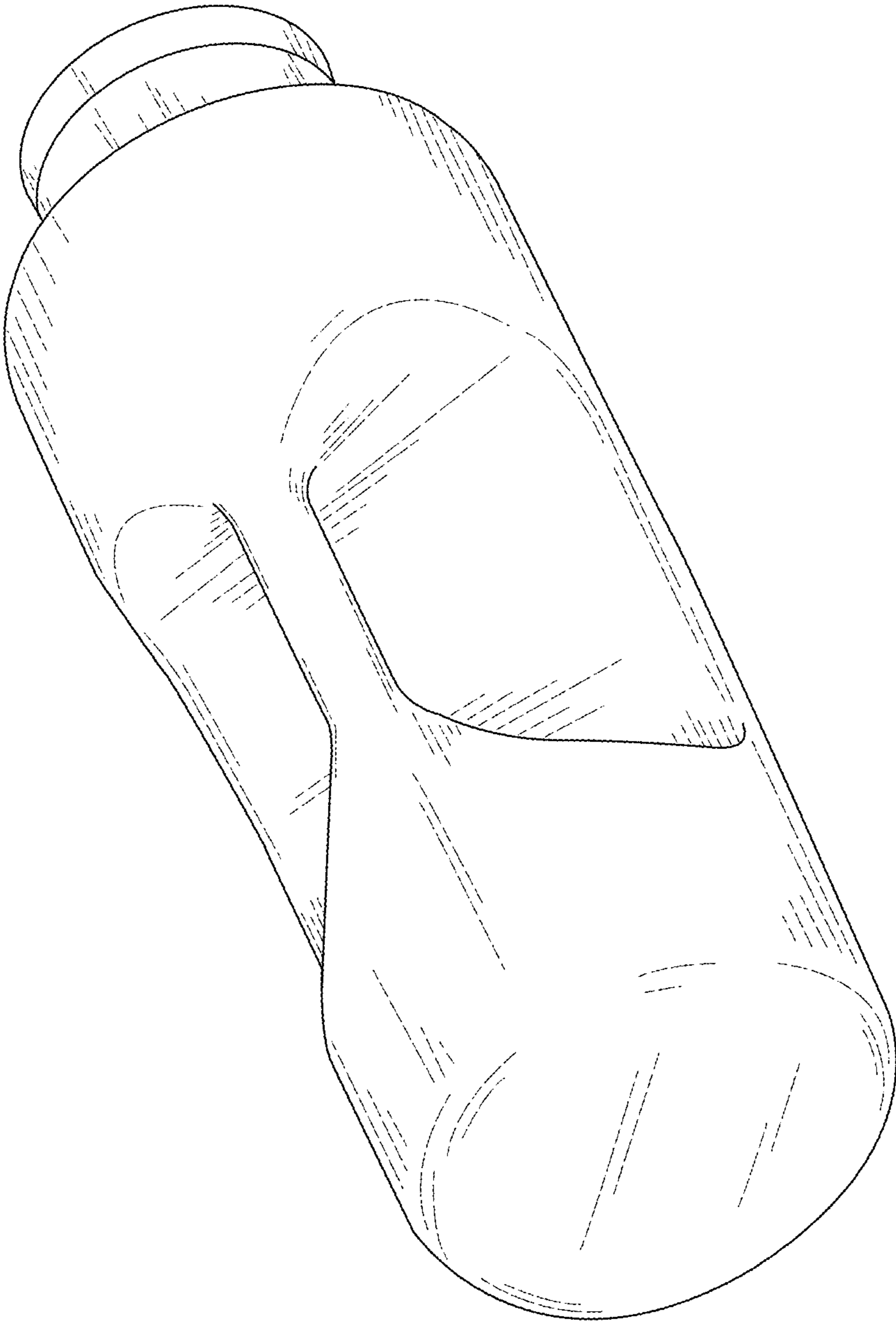


FIG. 8