



US00D802965S

(12) **United States Design Patent** (10) **Patent No.:** **US D802,965 S**  
**Curran, Jr. et al.** (45) **Date of Patent:** **\*\* Nov. 21, 2017**

(54) **MODULAR STORAGE SYSTEM**  
(71) Applicant: **BLZ HOLDINGS, L.L.C.**, Bartlett, IL (US)  
(72) Inventors: **William E. Curran, Jr.**, Bartlett, IL (US); **Justin Dambrauskas**, Chicago Heights, IL (US)

D459,137 S \* 6/2002 Poirier ..... D6/630  
6,508,021 B2 1/2003 Ong  
7,001,003 B1 \* 2/2006 Stone ..... A47F 3/10  
312/249.2  
D547,579 S 7/2007 Greiner  
D588,374 S \* 3/2009 Greiner ..... D6/662.1  
D653,052 S \* 1/2012 Finney ..... D6/677.1  
9,320,366 B1 \* 4/2016 Bertault ..... A47F 5/02  
2002/0000417 A1 1/2002 Kidd et al.

(73) Assignee: **BLZ HOLDINGS, L.L.C.**, Bartlett, IL (US)  
(\*\*) Term: **15 Years**

**OTHER PUBLICATIONS**

Closet Works, The 360 Organizer by Lazy Lee, product information, 2015, Available At: <http://www.closetworks.com/the-360-organizer-by-lazy-lee/>.

(21) Appl. No.: **29/537,214**  
(22) Filed: **Aug. 24, 2015**  
(51) **LOC (10) Cl.** ..... **06-04**  
(52) **U.S. Cl.**  
USPC ..... **D6/662.1**  
(58) **Field of Classification Search**  
USPC ..... D6/657, 662, 662.1, 675.1, 677.1  
CPC ..... A47F 5/02; A47F 3/10; A47F 7/00; A47F 7/02; A47F 7/06; A47F 7/10; A47F 7/18; A47F 7/26  
See application file for complete search history.

\* cited by examiner

*Primary Examiner* — Mimosa De  
(74) *Attorney, Agent, or Firm* — Cherskov Flaynik & Gurda, LLC

(56) **References Cited**

**U.S. PATENT DOCUMENTS**

1,717,943 A \* 6/1929 Smith ..... A47F 5/02  
312/125  
4,673,090 A \* 6/1987 Crosslen ..... A47F 5/02  
211/131.1  
4,850,658 A \* 7/1989 Sandor ..... A47F 7/02  
211/163  
D315,995 S \* 4/1991 Miller ..... D6/662.1  
D330,814 S \* 11/1992 Reuschel ..... D6/662.1  
D348,364 S \* 7/1994 Engel ..... D6/660  
D410,155 S \* 5/1999 Wang ..... D6/662.1  
D429,089 S \* 8/2000 Swensson ..... D6/662.1

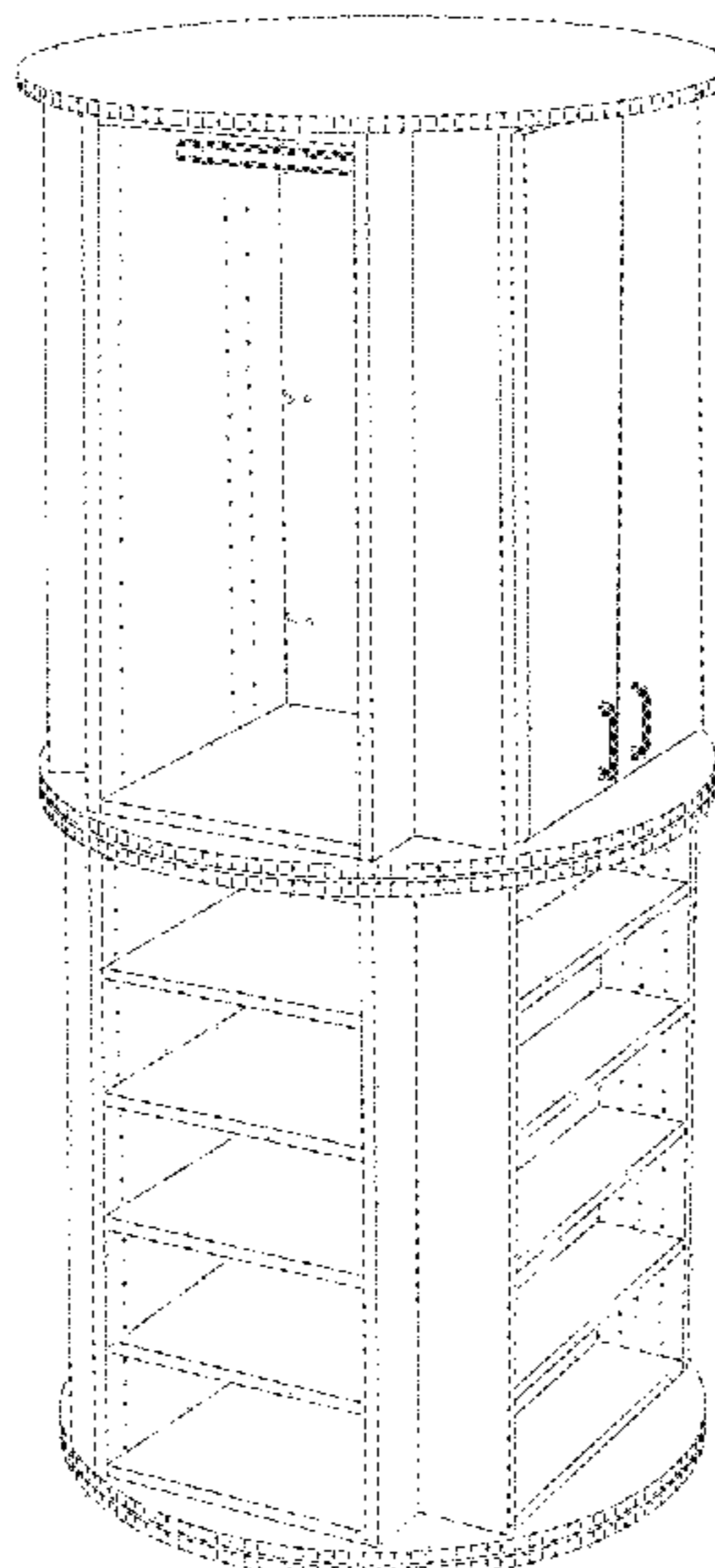
(57) **CLAIM**

The ornamental design for a modular storage system, as shown and described.

**DESCRIPTION**

FIG. 1 is a perspective view of the modular storage system showing the front and left sides of the invention; FIG. 2 is a perspective view of the modular storage system showing the right and back sides of the invention; FIG. 3 is a bottom view thereof; FIG. 4 is a top view thereof; FIG. 5 is a front view thereof; FIG. 6 is a left side view thereof; FIG. 7 is a back side view thereof; and, FIG. 8 is a right side view thereof. All broken lines in the figures illustrate portions of the article that form no part of the claimed design.

**1 Claim, 7 Drawing Sheets**



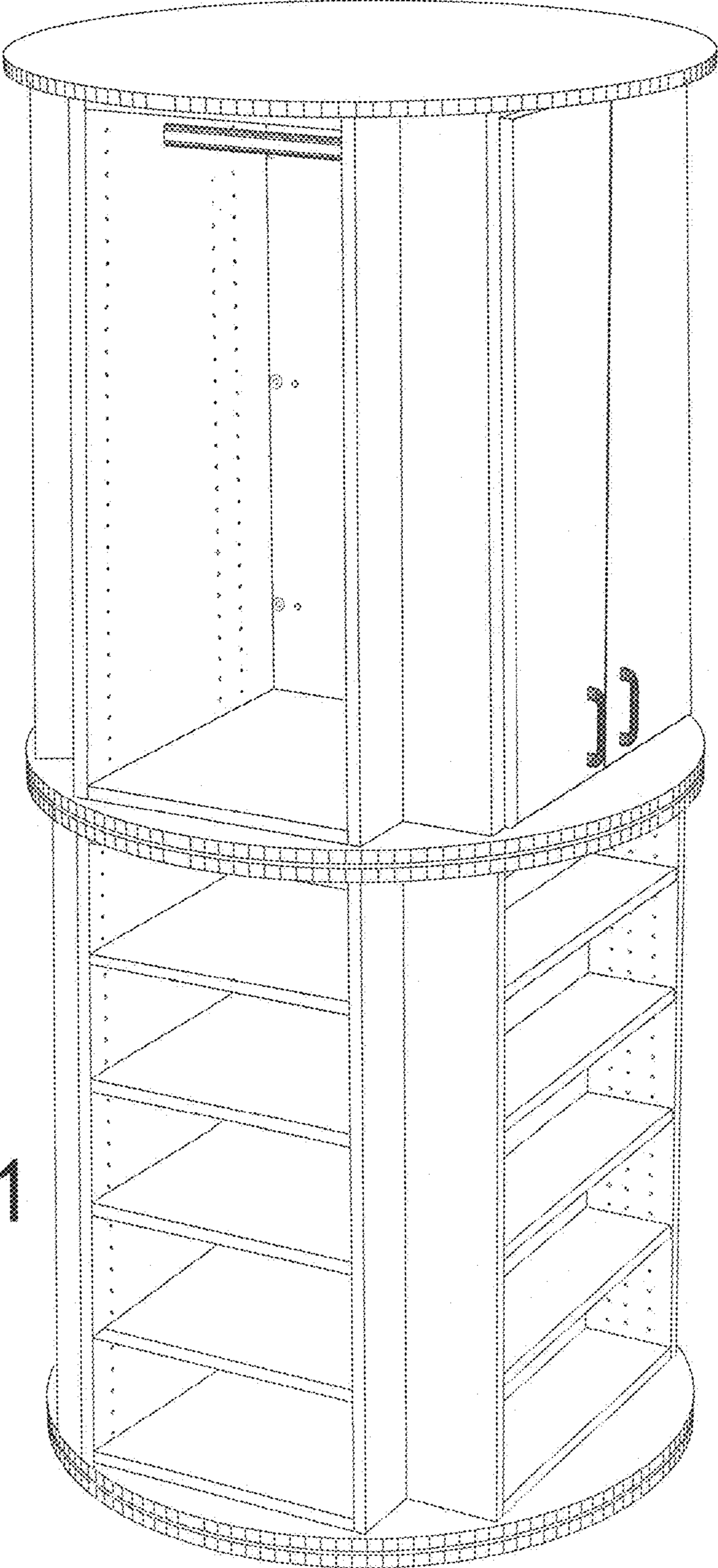


Fig. 1




Fig. 2




Fig. 4

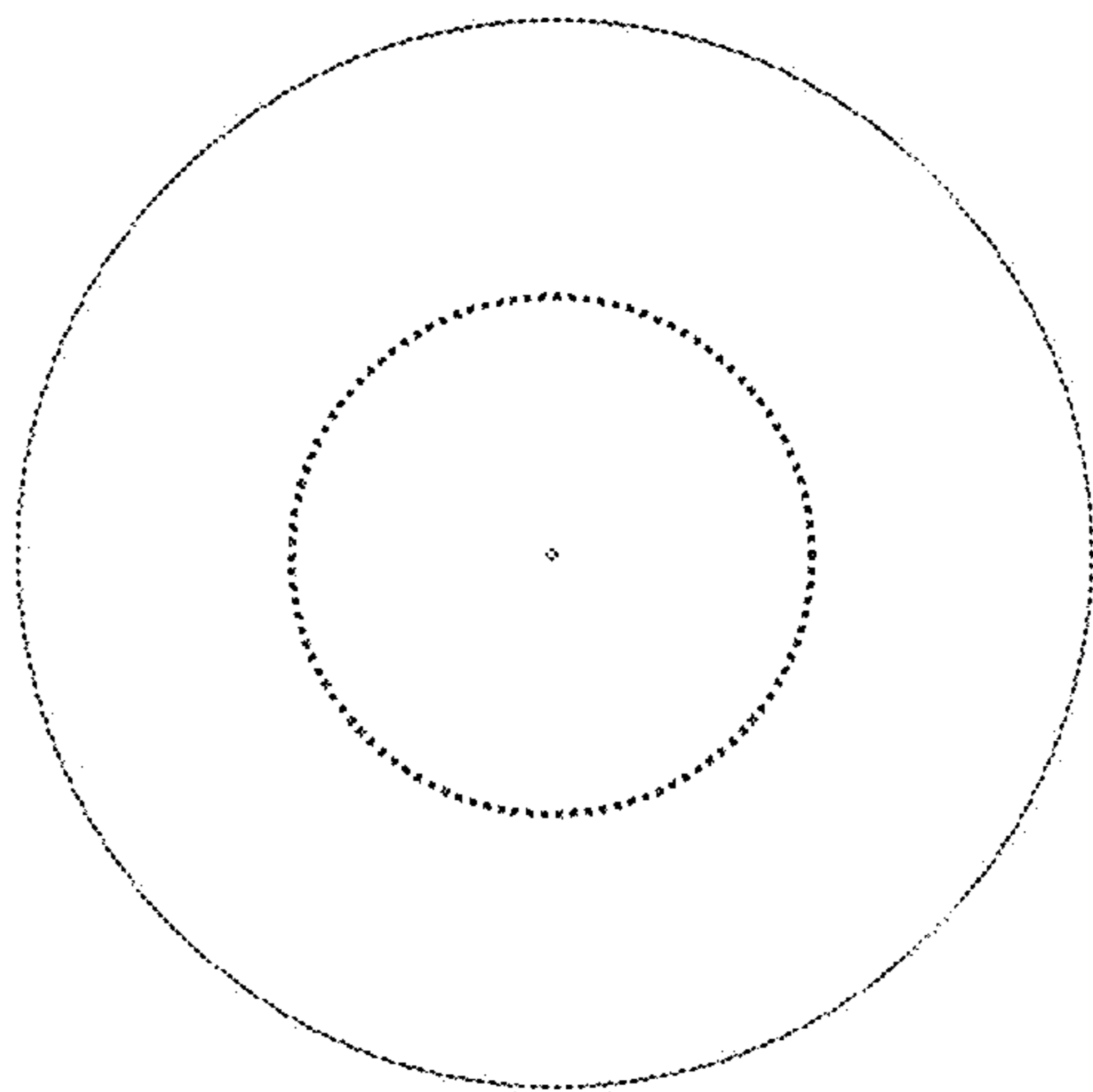


Fig. 3

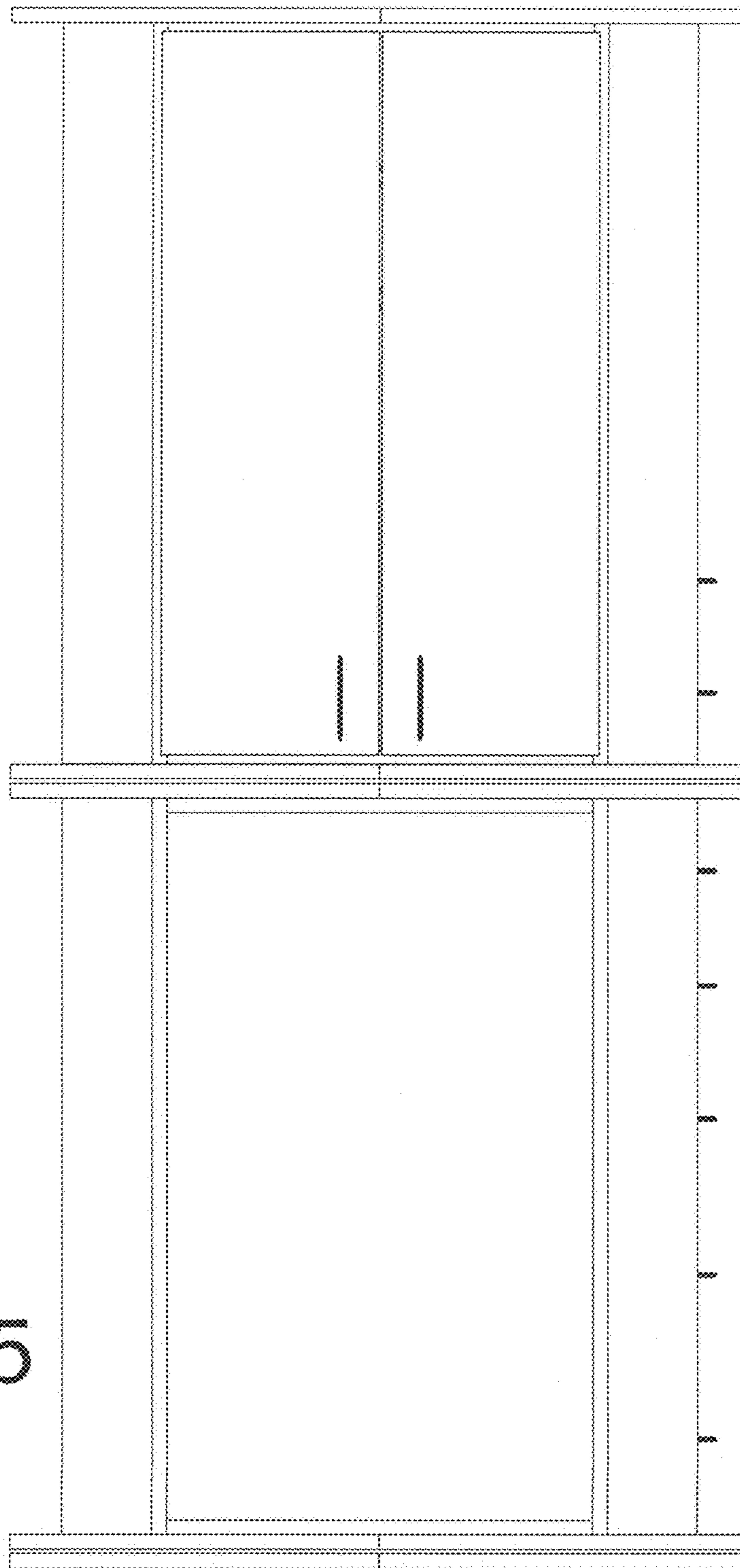


Fig. 5

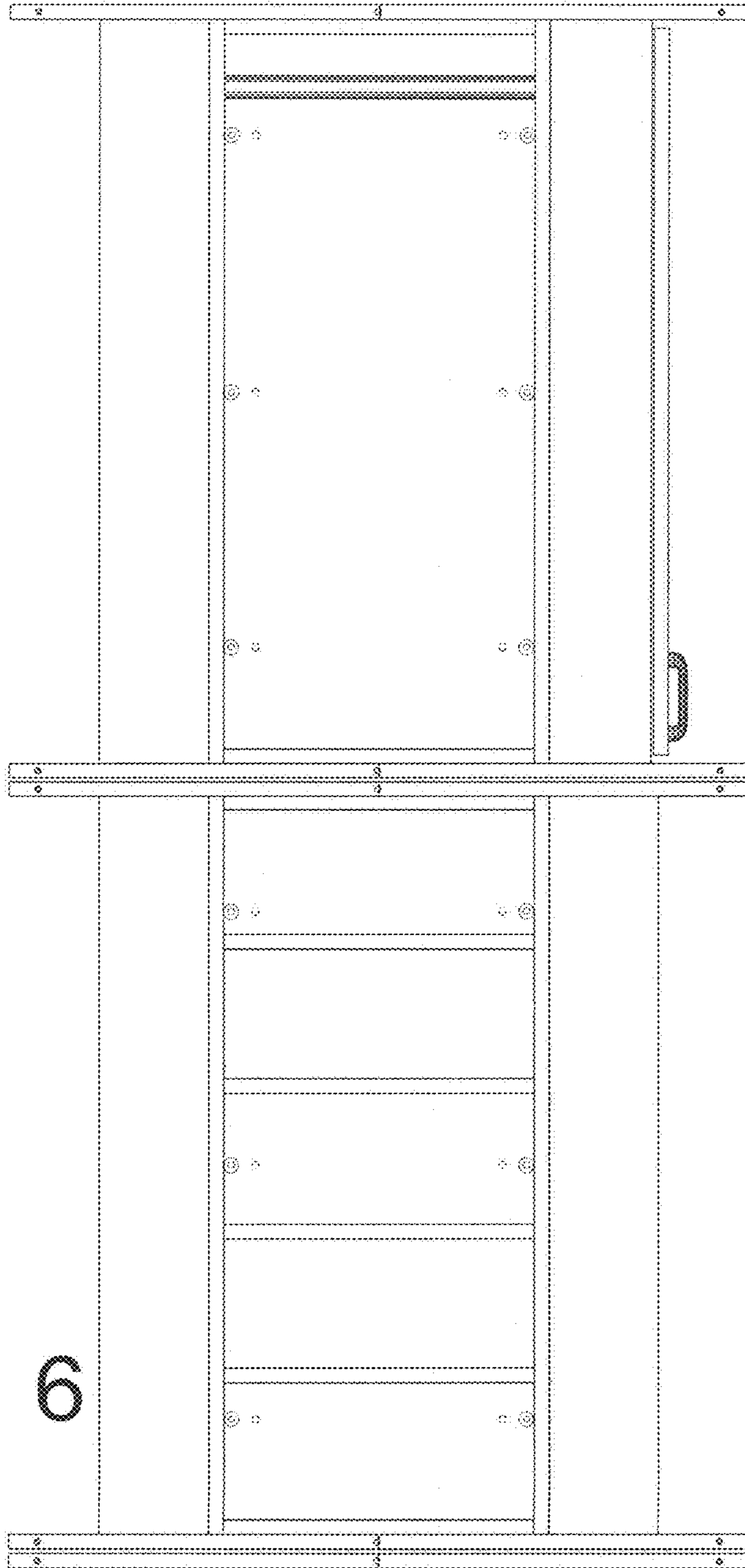


Fig. 6




Fig. 7

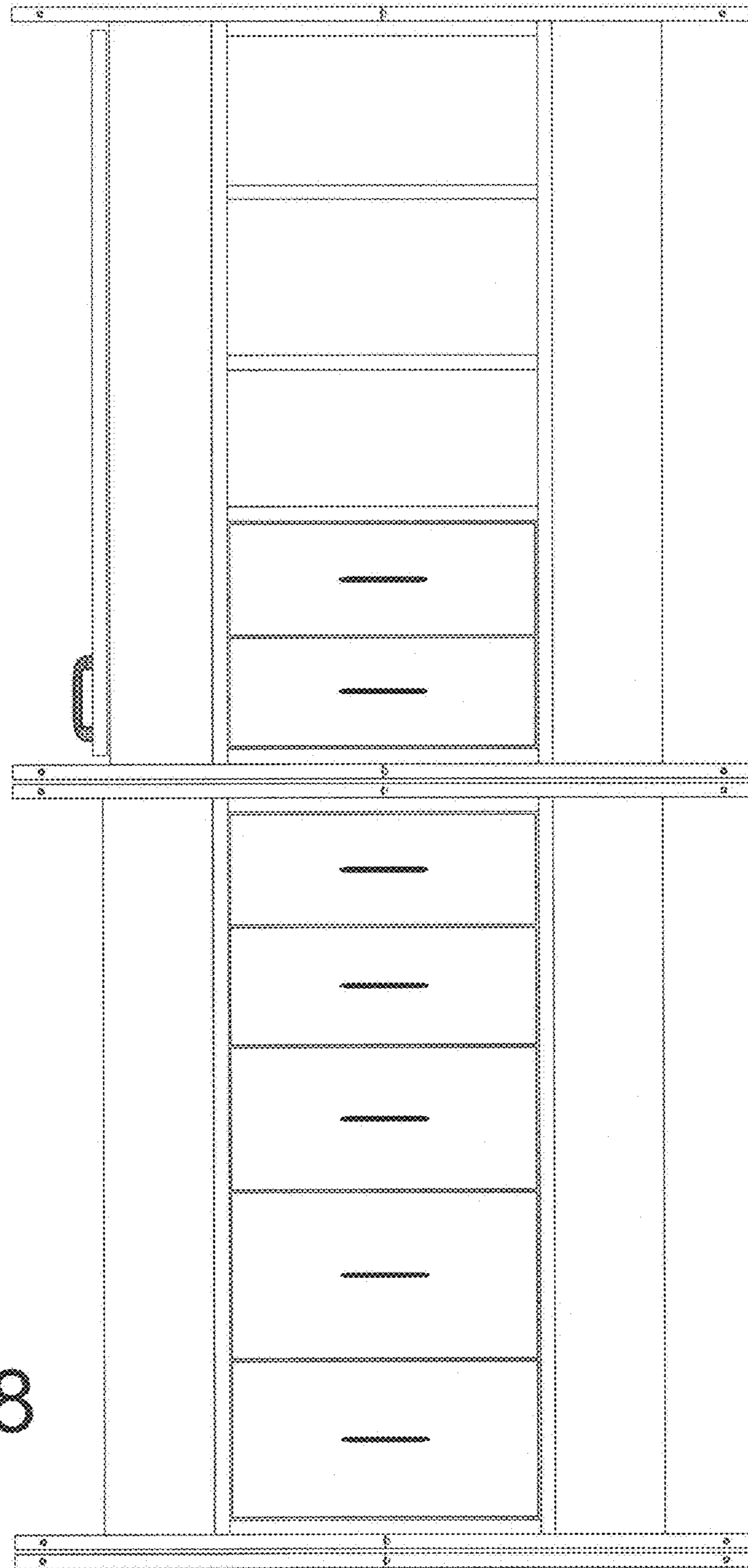


Fig. 8