



US00D802954S

(12) **United States Design Patent** (10) **Patent No.:** **US D802,954 S**
Lin (45) **Date of Patent:** **** Nov. 21, 2017**

(54) **FOLDABLE CHAIR**
(71) Applicant: **Zhuhai Shichang Metals Ltd.**, Zhuahi, Guang Dong Province (CN)
(72) Inventor: **Wen-Sheng Lin**, Kaohsiung (TW)
(73) Assignee: **Zhuhai Shichang Metals, Ltd.**, Zhuhai (CN)

(**) Term: **14 Years**

(21) Appl. No.: **29/525,794**

(22) Filed: **May 3, 2015**

(51) **LOC (10) Cl.** **06-01**

(52) **U.S. Cl.**
USPC **D6/368**

(58) **Field of Classification Search**
USPC D6/334-336, 368, 373, 374, 376, 379, D6/380, 716, 716.1, 716.2, 716.3, 716.4
CPC .. A47C 3/04; A47C 3/045; A47C 4/00; A47C 4/03; A47C 4/04; A47C 4/08; A47C 4/14; A47C 4/18; A47C 4/20; A47C 4/24; A47C 5/04

See application file for complete search history.

(56) **References Cited**

U.S. PATENT DOCUMENTS

2,753,922 A * 7/1956 Grimland A47C 4/24 297/58
3,695,687 A * 10/1972 Uyeda A47C 4/24 297/56
6,056,354 A 5/2000 Tseng
6,382,716 B1 5/2002 Wu
D465,665 S * 11/2002 Ritchie D6/368
D477,939 S * 8/2003 Haney D6/716.4

6,616,223 B1 9/2003 Lin
D506,325 S * 6/2005 Farber D6/368
D507,425 S * 7/2005 Ashby D6/368
D523,254 S * 6/2006 Nye D6/368
7,080,877 B1 7/2006 Tsai
D544,225 S * 6/2007 Cantarutti D6/368
D667,649 S * 9/2012 Waite D6/368
D686,007 S * 7/2013 Johnson D6/368
D710,623 S * 8/2014 Peery D6/368
2007/0029846 A1 * 2/2007 Cohen A47C 4/20 297/16.1

FOREIGN PATENT DOCUMENTS

EP 1127516 A1 8/2001

* cited by examiner

Primary Examiner — Mimosa De

(74) *Attorney, Agent, or Firm* — Luedeka Neely Group PC

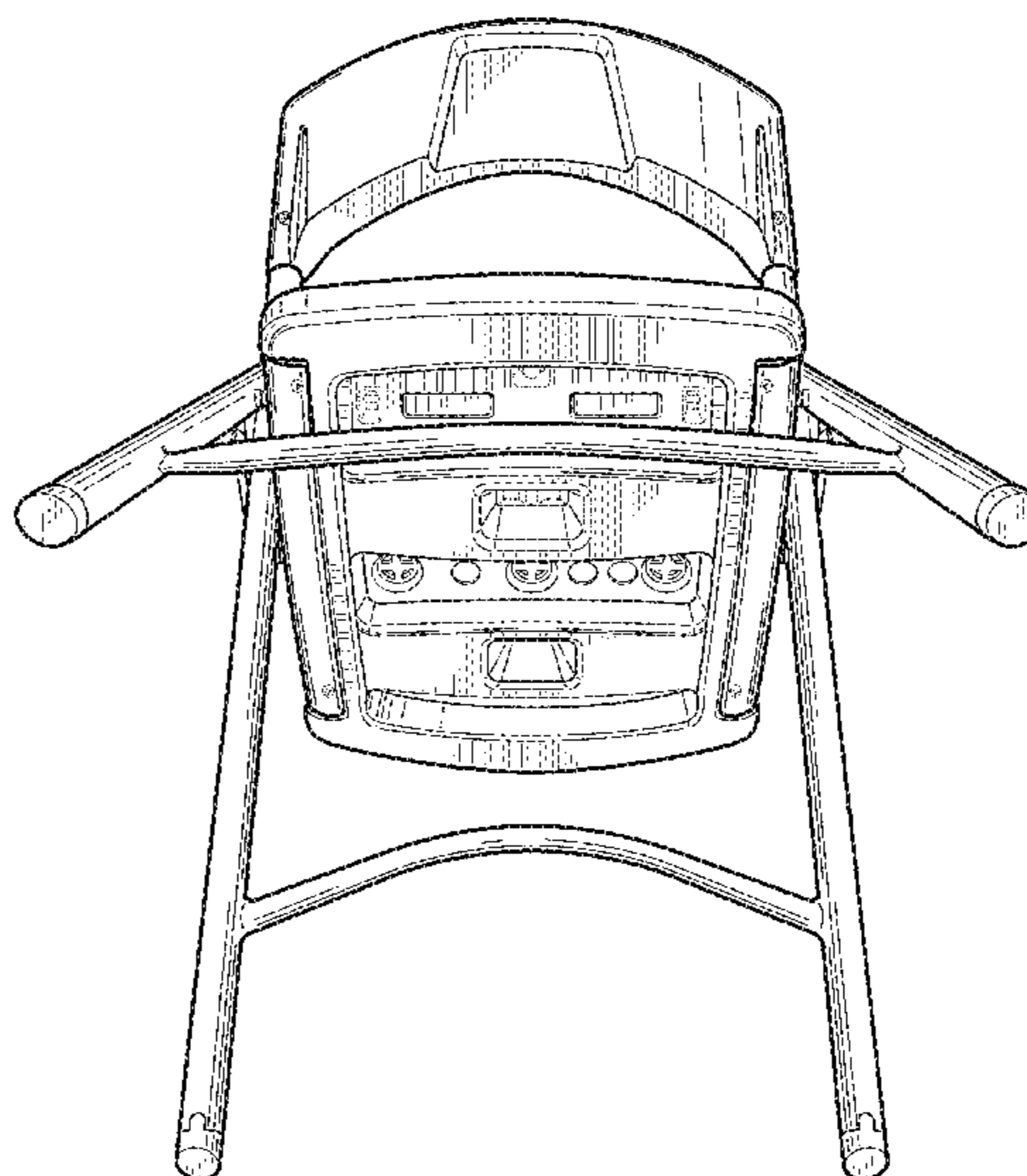

(57) **CLAIM**

The ornamental design of a foldable chair, as shown and described.

DESCRIPTION

FIG. 1 is a top perspective view of the foldable chair; FIG. 2 is a side elevation view of the foldable chair; FIG. 3 is a front elevation view of the foldable chair; FIG. 4 is a rear elevation view of the foldable chair; FIG. 5 is a top plan view of the foldable chair; FIG. 6 is a bottom plan view of the foldable chair; and, FIG. 7 is a bottom perspective view of the foldable chair. The broken lines shown in the figures are included for the purpose of illustrating environment only and form no part of the claimed design.

1 Claim, 7 Drawing Sheets






FIG. 1

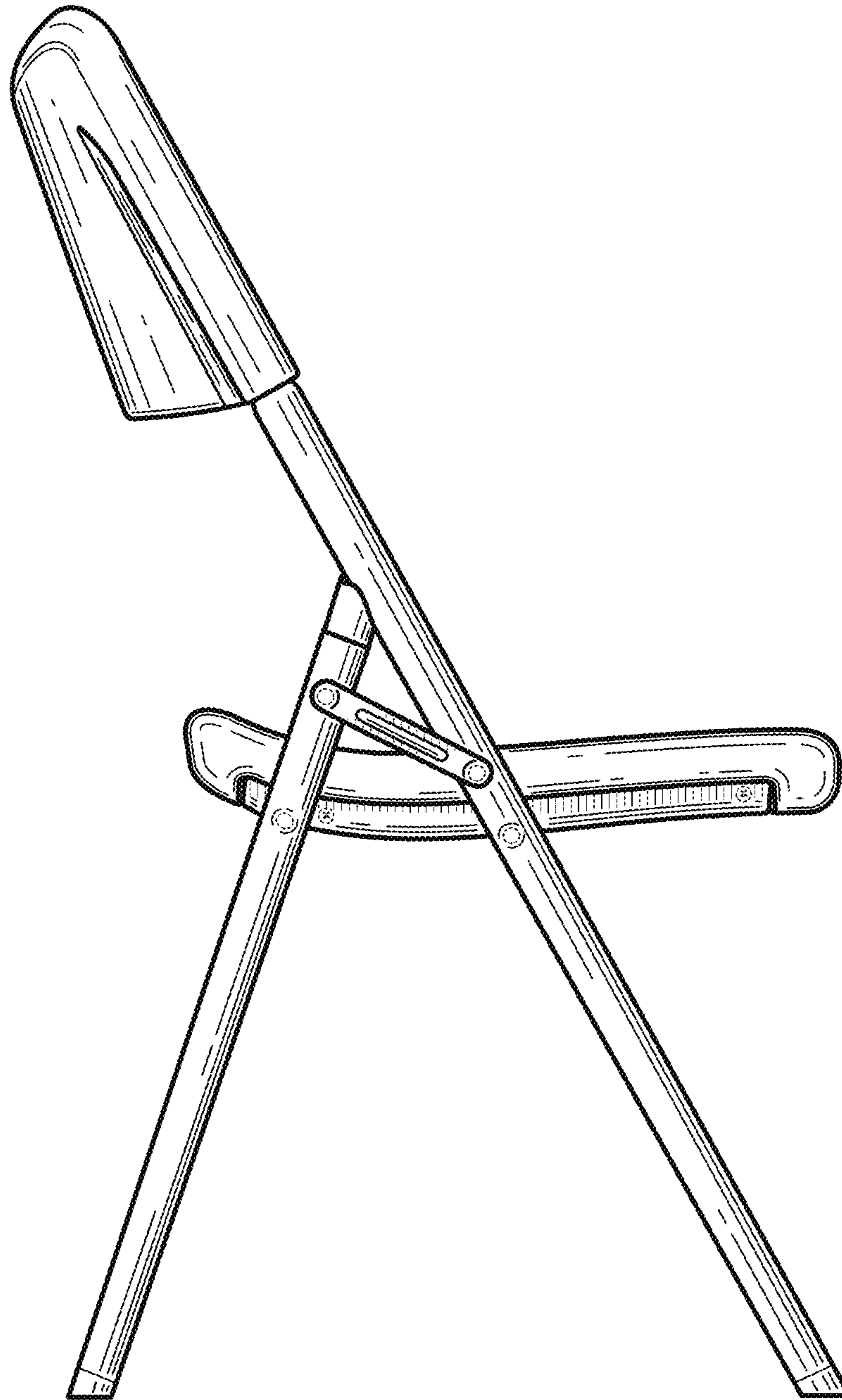


FIG. 2

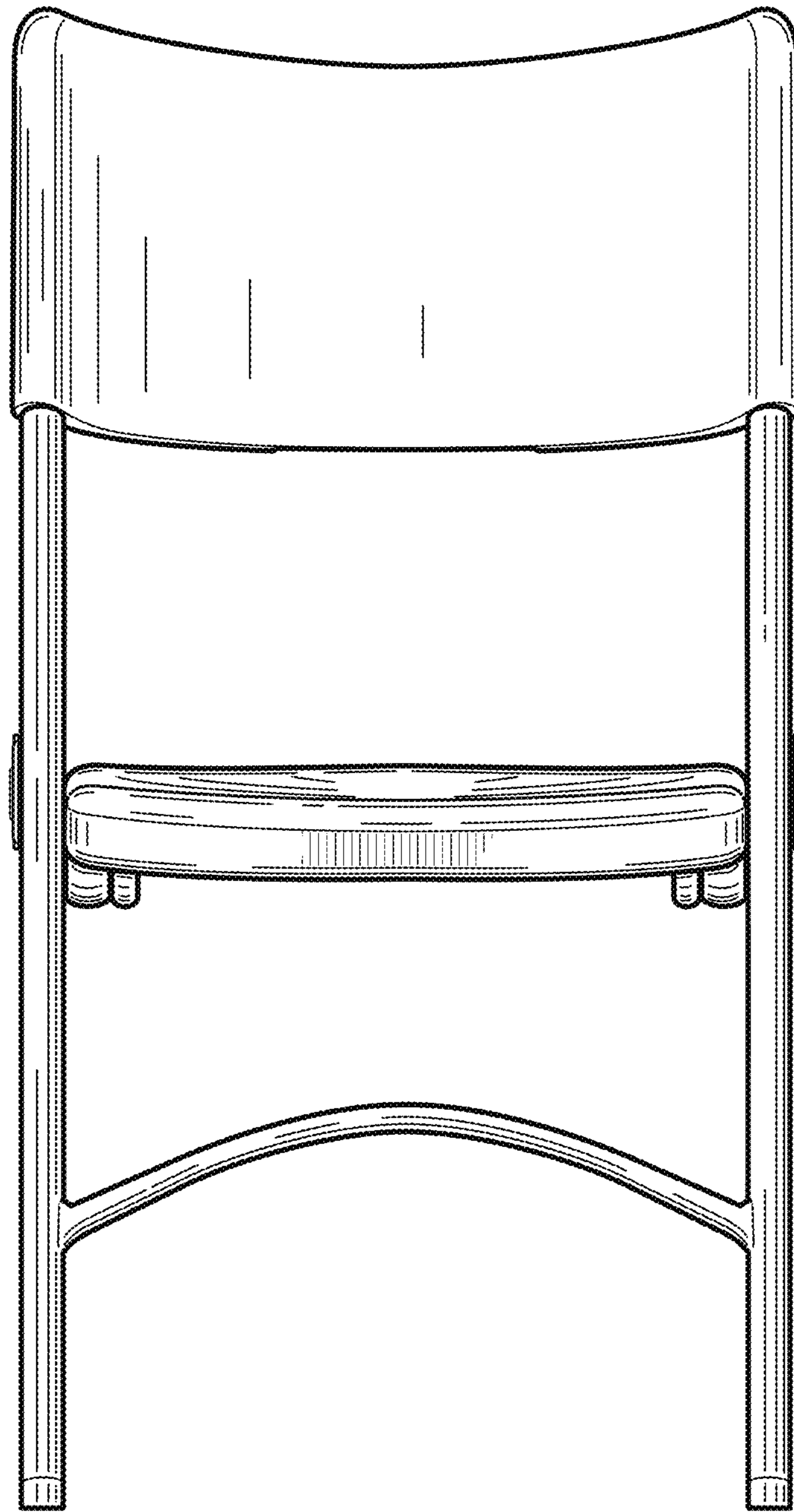


FIG. 3

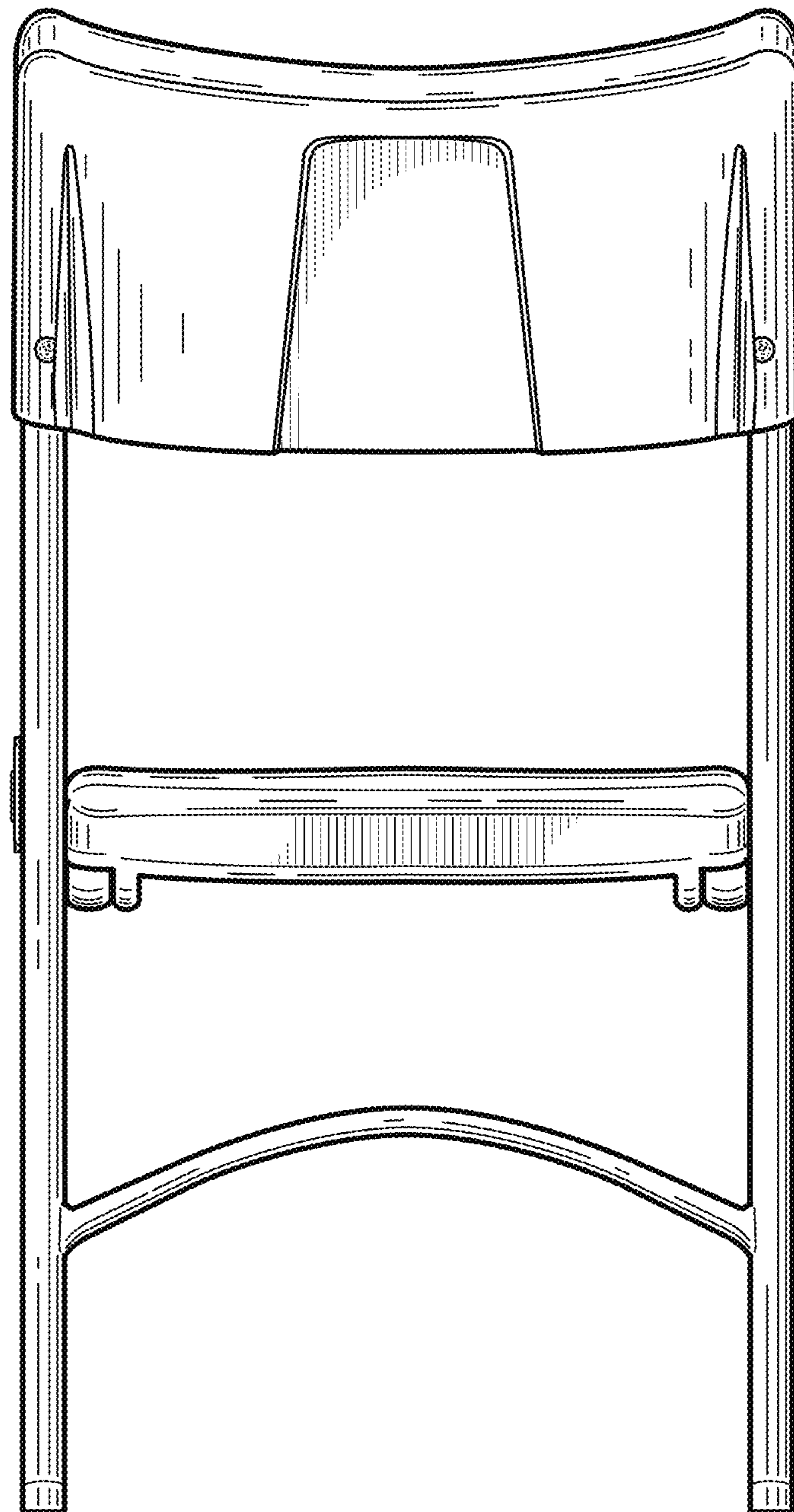


FIG. 4




FIG. 5

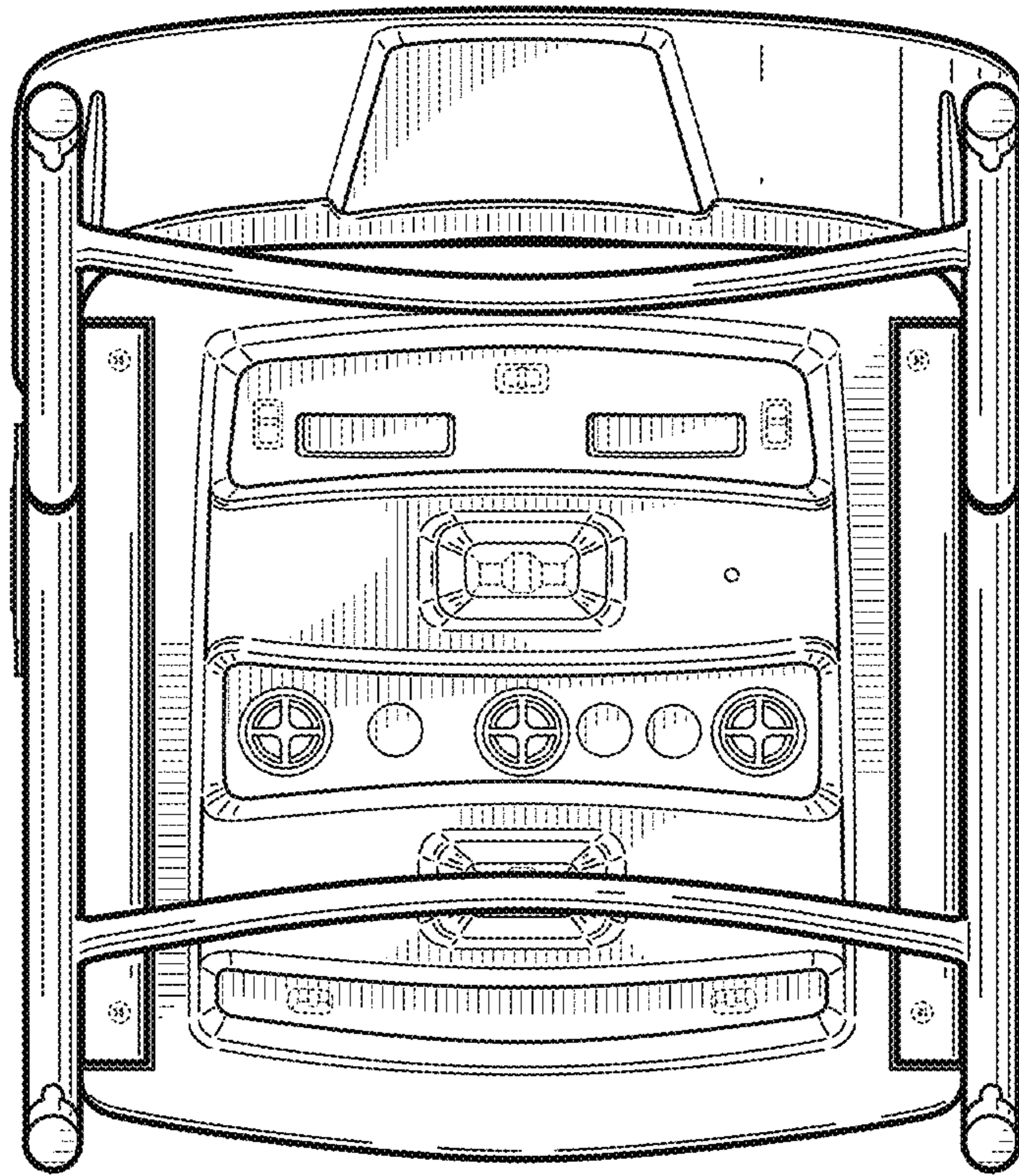


FIG. 6

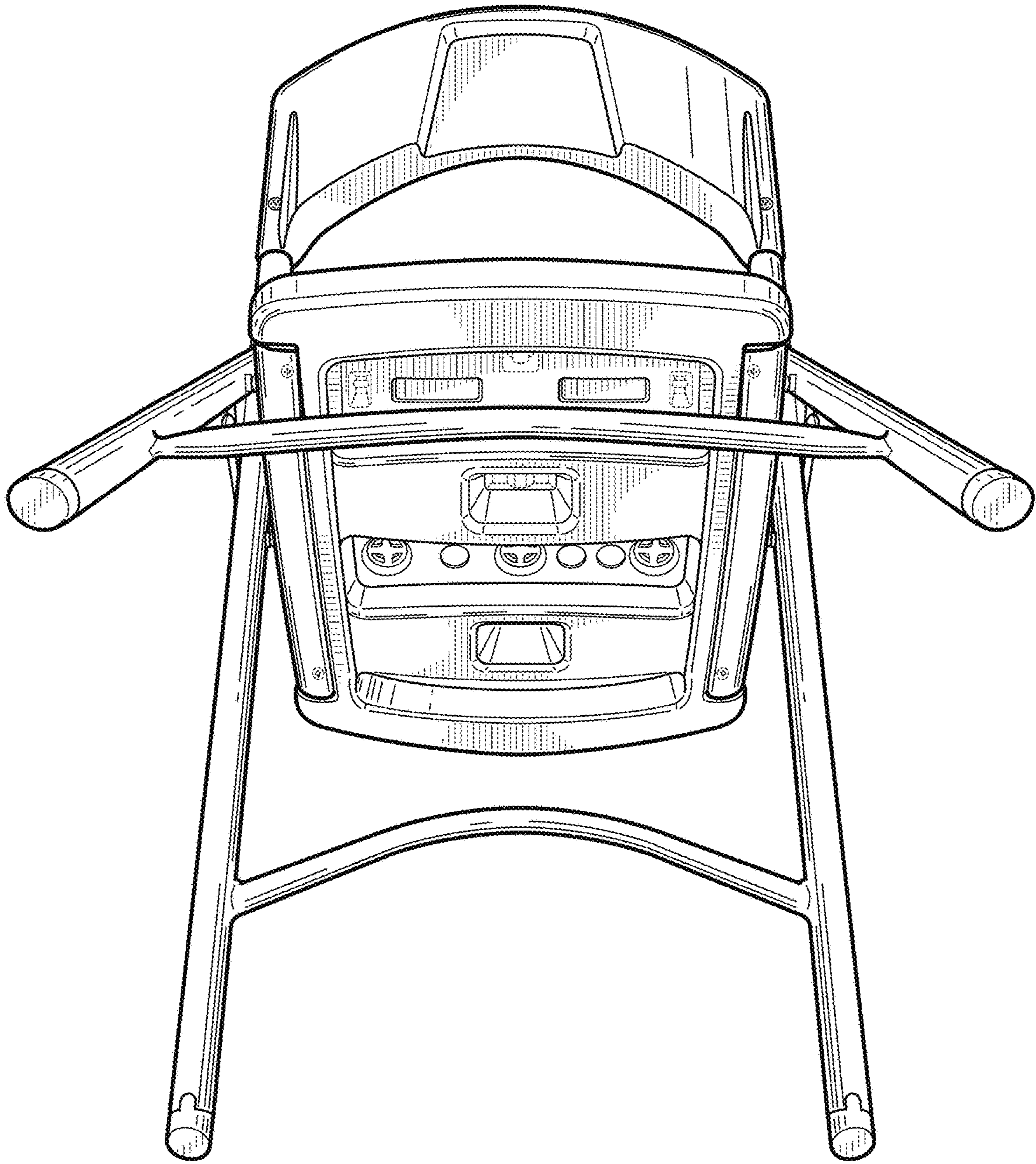


FIG. 7