



US00D802952S

(12) **United States Design Patent**
Ludwig et al.

(10) **Patent No.:** **US D802,952 S**
(45) **Date of Patent:** **** Nov. 21, 2017**

(54) **CHAIR**

(71) Applicant: **Steelcase Inc.**, Grand Rapids, MI (US)

(72) Inventors: **James Nolan Ludwig**, Grand Rapids, MI (US); **Bruce Michael Smith**, East Grand Rapids, MI (US); **Jessie Michele Storey**, Munich (DE); **Kurt R. Heidmann**, Grand Rapids, MI (US)

(73) Assignee: **Steelcase Inc.**, Grand Rapids, MI (US)

(**) Term: **15 Years**

(21) Appl. No.: **29/560,987**

(22) Filed: **Apr. 12, 2016**

(51) **LOC (10) Cl.** **06-01**

(52) **U.S. Cl.**
USPC **D6/366**

(58) **Field of Classification Search**
USPC D6/334-336, 364, 365, 366, 371, 372, D6/373, 375, 379, 716, 716.1, 716.2, D6/716.3, 716.4
CPC .. A47C 3/12; A47C 5/12; A47C 7/004; A47C 7/022; A47C 7/16; A47C 7/40
See application file for complete search history.

3,601,176 A	8/1971	Savickas	
3,942,836 A	3/1976	Baker	
4,047,757 A	9/1977	Eames et al.	
4,500,137 A	2/1985	Morehouse	
4,668,015 A	5/1987	Kjersem	
4,872,727 A	10/1989	Rye	
D312,003 S *	11/1990	Muller-Deisig	D6/366
D312,536 S *	12/1990	Muller-Deisig	D6/366
D318,184 S *	7/1991	Muller-Deisig	D6/366
5,067,772 A	11/1991	Koa	
D328,980 S *	9/1992	Buchacz	D6/366
5,713,632 A	2/1998	Su	
5,791,736 A	8/1998	Herbert	
6,003,940 A	12/1999	Jackson	
6,079,782 A	6/2000	Berg	
6,203,101 B1	3/2001	Chou et al.	
6,217,121 B1	4/2001	Mollet	
6,352,307 B1	3/2002	Engman	
6,375,265 B1	4/2002	Hubner	
6,386,636 B2	5/2002	Caruso et al.	
6,623,078 B2	9/2003	Chu et al.	
6,672,670 B2	1/2004	Funk et al.	
6,688,698 B1	2/2004	Chou et al.	
6,733,080 B2	5/2004	Stumpf et al.	

(Continued)

Primary Examiner — Mimosa De
(74) *Attorney, Agent, or Firm* — Price Heneveld LLP

(57) **CLAIM**
The ornamental design for the chair, as shown.

(56) **References Cited**

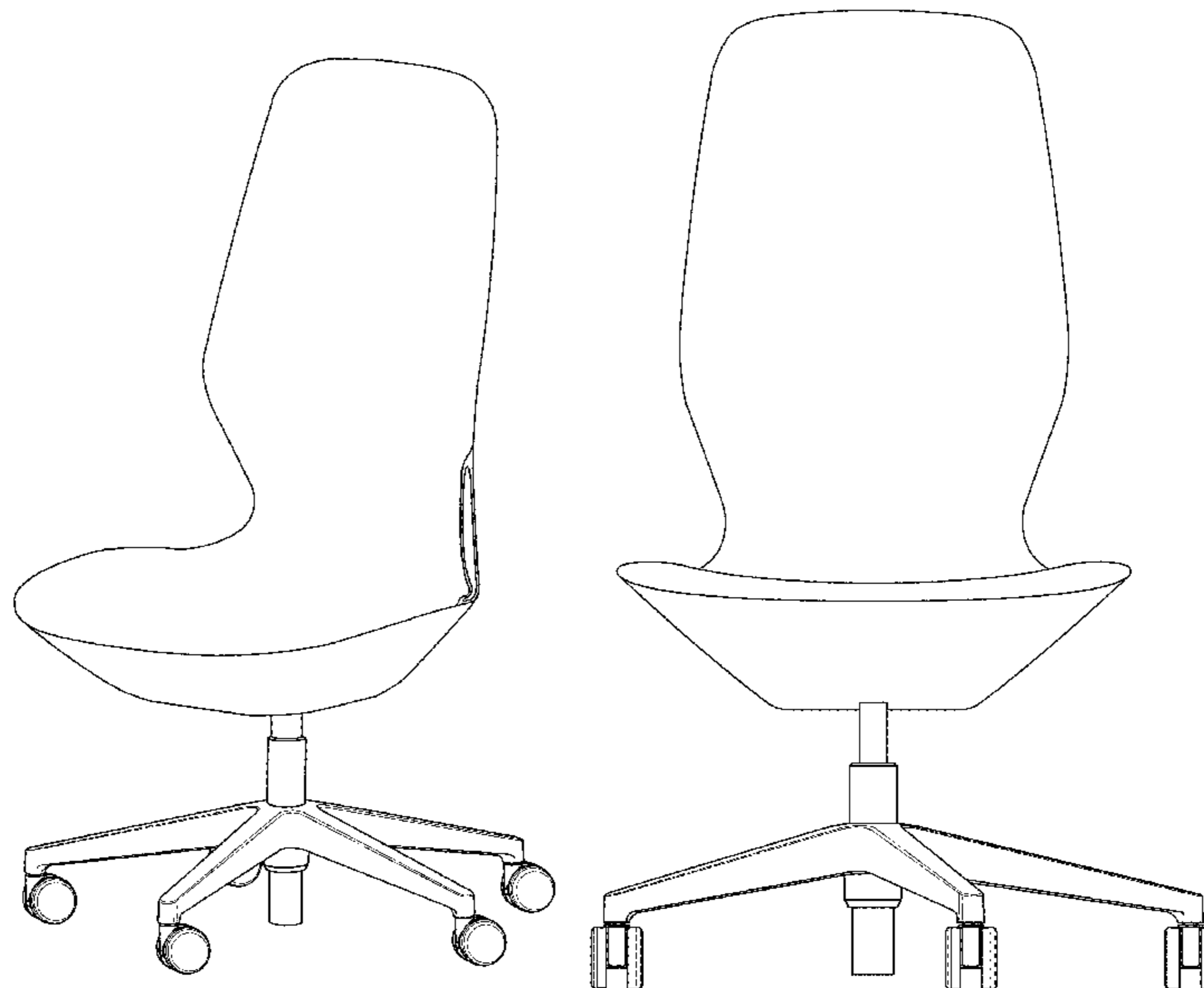
U.S. PATENT DOCUMENTS

766,484 A	8/1904	Armstrong	
1,961,641 A	6/1934	Ollis	
2,217,893 A	10/1940	Dunajeff	
2,799,323 A	7/1957	Berg	
2,841,212 A	7/1958	De Vos et al.	
3,080,195 A	3/1963	Berg	
3,197,165 A *	7/1965	Gits	A47C 3/12 248/188.7
3,316,018 A	4/1967	Stith	
3,463,547 A	8/1969	Brennan et al.	

DESCRIPTION

FIG. 1 is a perspective view of a chair embodying the present invention;
FIG. 2 is a front elevational view of the chair;
FIG. 3 is a first side elevational view of the chair;
FIG. 4 is a second side elevational view of the chair;
FIG. 5 is a rear elevational view of the chair;
FIG. 6 is a top plan view of the chair; and,
FIG. 7 is a bottom plan view of the chair.

1 Claim, 7 Drawing Sheets



(56)

References Cited

U.S. PATENT DOCUMENTS

6,877,813	B2	4/2005	Caruso et al.	
D510,668	S *	10/2005	Eldoy	D6/375
D516,831	S *	3/2006	Eldoy	D6/375
7,080,885	B2	7/2006	Bain et al.	
7,226,130	B2	6/2007	Tubergen et al.	
7,234,777	B2	6/2007	Schweikarth et al.	
7,252,338	B2	8/2007	Crossman	
D560,918	S *	2/2008	Fuksas	D6/366
7,396,077	B2	7/2008	Boulva	
7,475,946	B2	1/2009	Diffrient	
D669,279	S *	10/2012	Eldoy	D6/375
2004/0090104	A1	5/2004	Seibold	
2007/0205648	A1	9/2007	Huang	
2009/0015053	A1	1/2009	Diffrient	
2009/0085388	A1	4/2009	Parker et al.	
2009/0091174	A1	4/2009	Diffrient	
2009/0167070	A1	7/2009	Chen et al.	
2009/0230750	A1	9/2009	Elio et al.	
2009/0302661	A1	12/2009	Melhuish et al.	

* cited by examiner

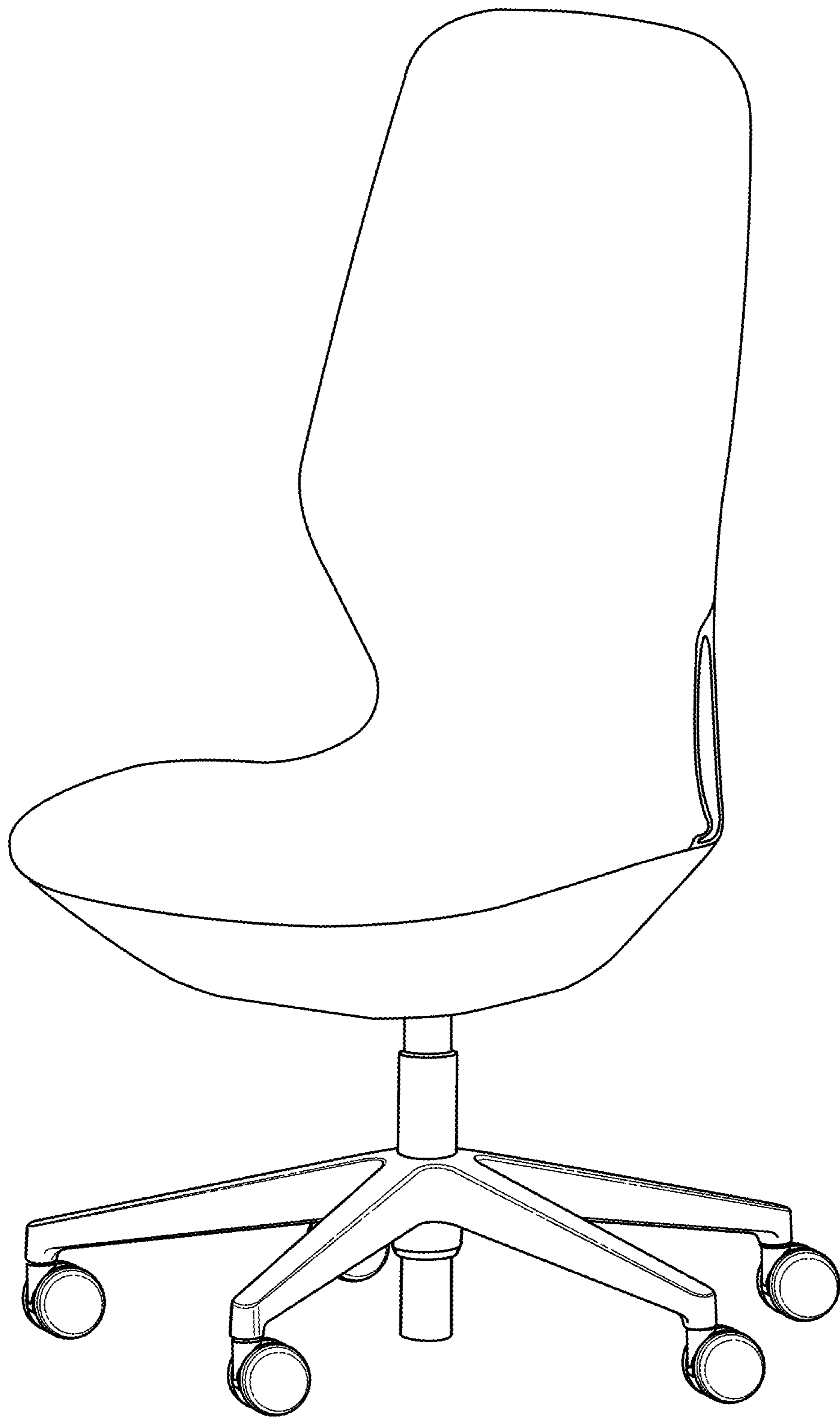


FIG. 1

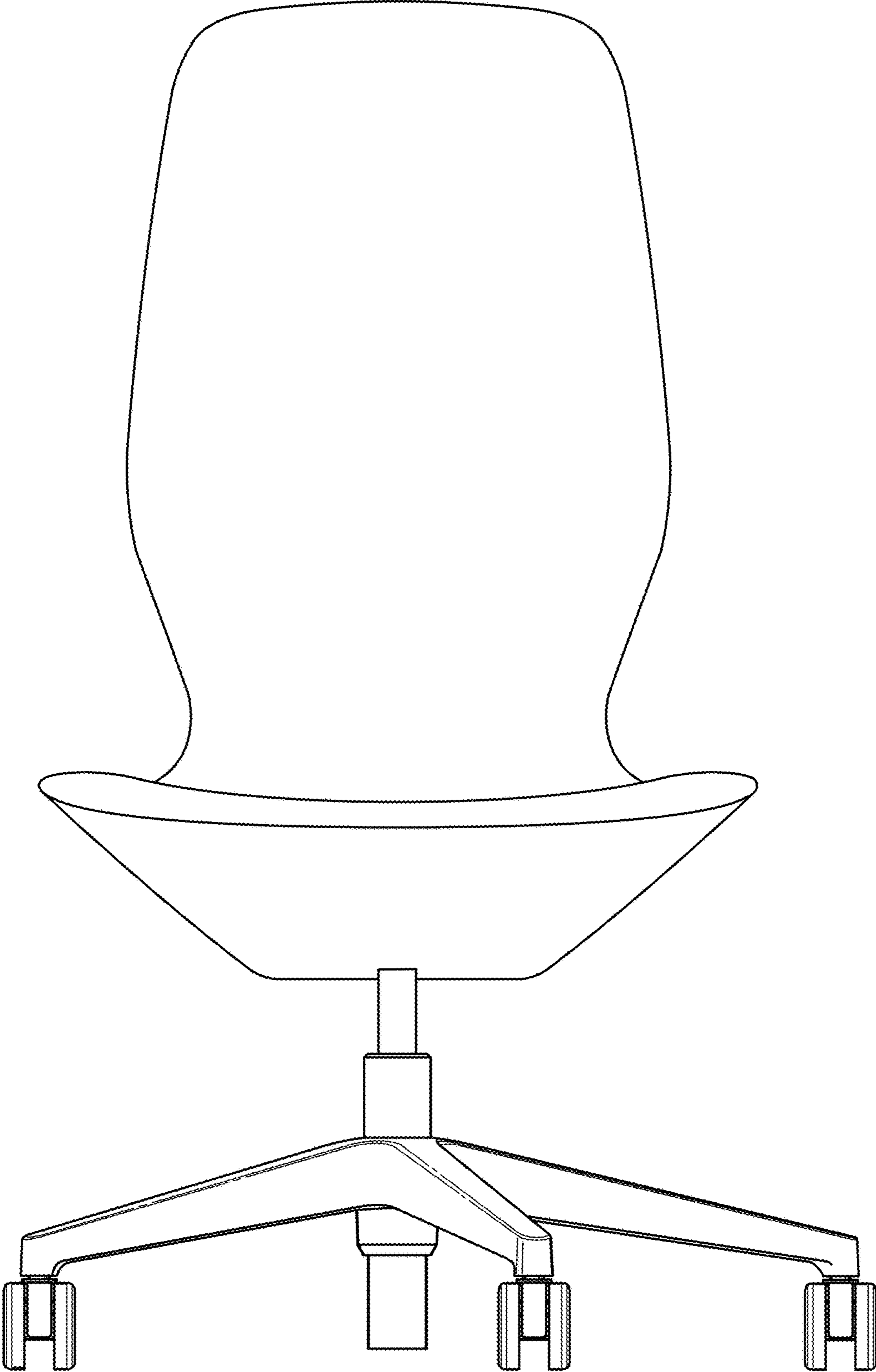


FIG. 2



FIG. 3



FIG. 4

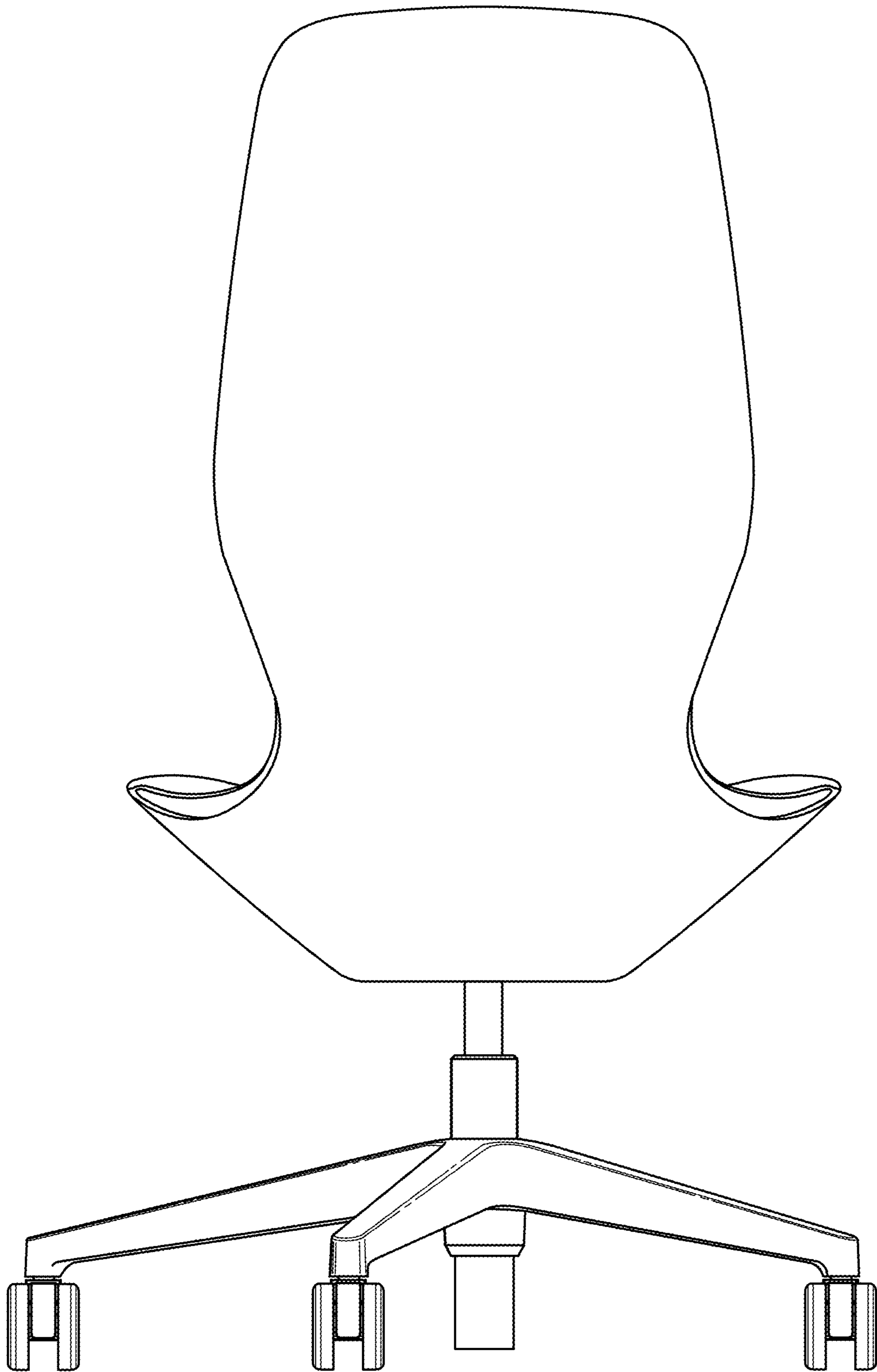


FIG. 5

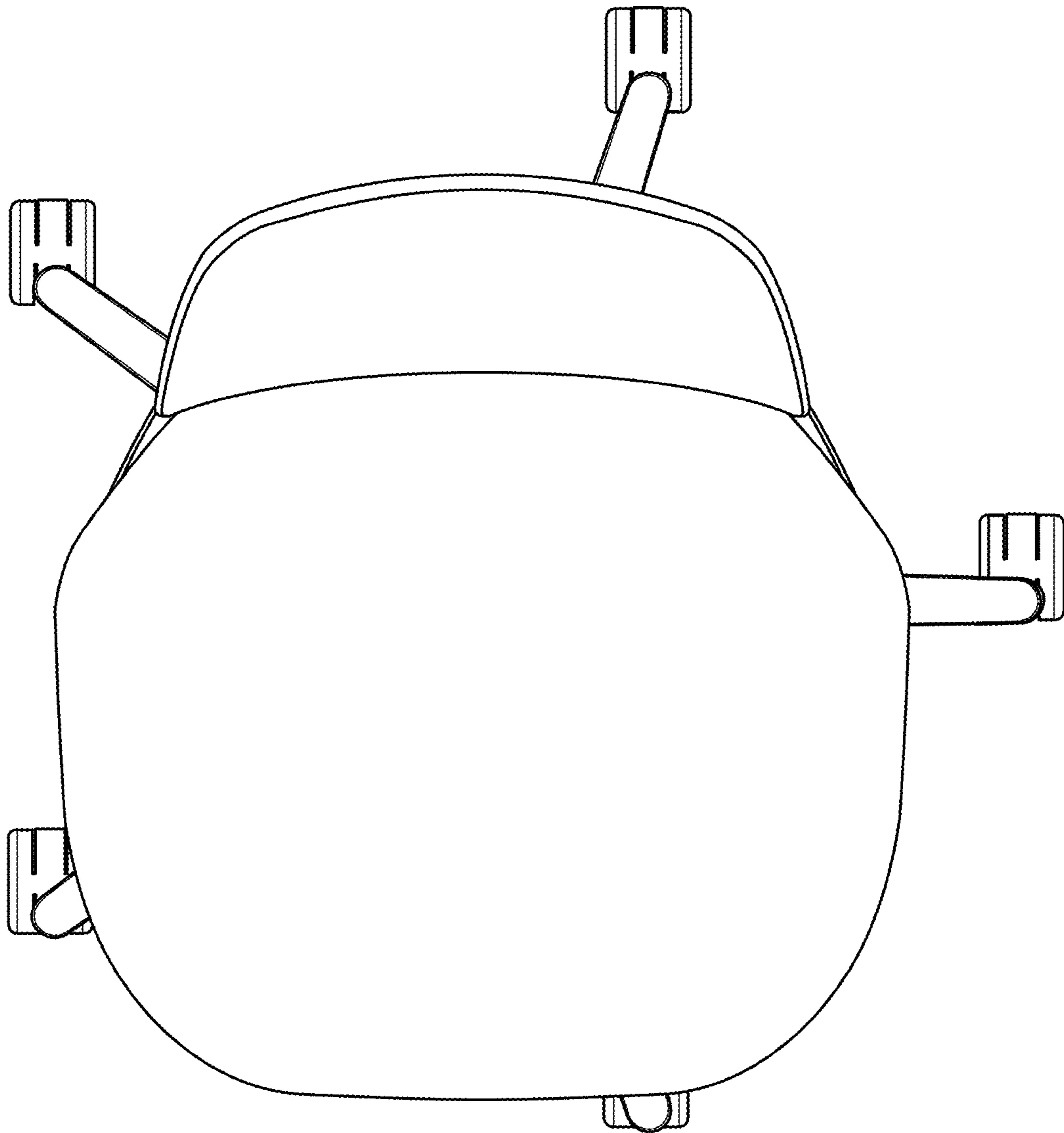


FIG. 6

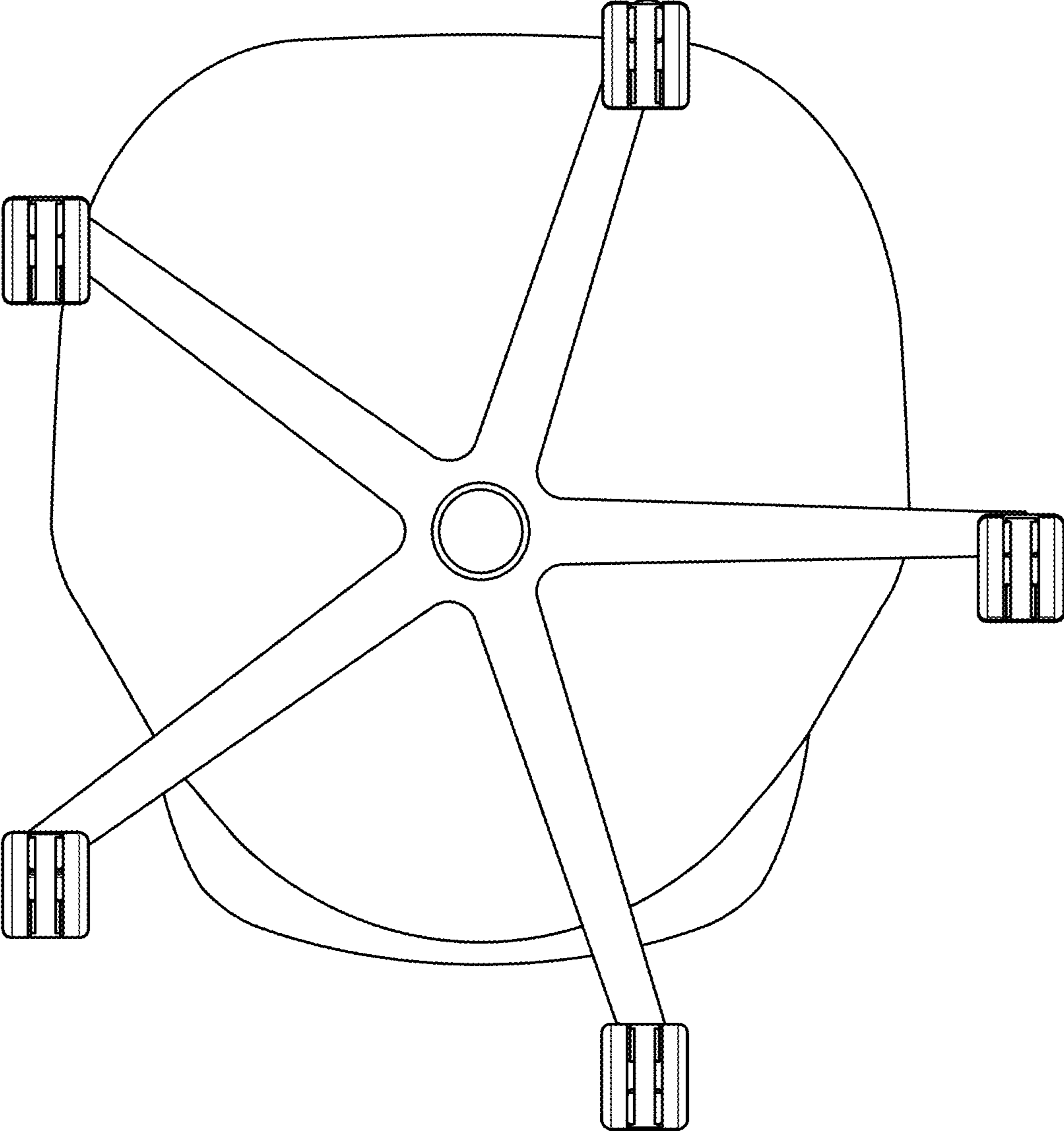


FIG. 7