



US00D802928S

(12) **United States Design Patent** (10) **Patent No.:** **US D802,928 S**  
**Serimian et al.** (45) **Date of Patent:** **\*\* Nov. 21, 2017**

(54) **STACKABLE BOX**  
(71) Applicant: **Boxy LLC**, Fresno, CA (US)  
(72) Inventors: **Hannah Serimian**, Fresno, CA (US);  
**Dan Chapman**, Fresno, CA (US)

3,006,523 A \* 10/1961 Keith ..... B65D 5/0015  
206/499  
3,642,337 A \* 2/1972 Manheim ..... G11B 23/023  
206/387.12  
D254,883 S \* 5/1980 Jorda-Segui ..... D19/92  
D284,050 S \* 6/1986 Brunner ..... D6/657  
(Continued)

(73) Assignee: **BOXY LLC**, Fresno, CA (US)  
(\*\*) Term: **15 Years**

(21) Appl. No.: **29/595,559**

(22) Filed: **Feb. 28, 2017**

**Related U.S. Application Data**

(63) Continuation of application No. 29/558,599, filed on Mar. 18, 2016.

(51) **LOC (10) Cl.** ..... **03-01**

(52) **U.S. Cl.**  
USPC ..... **D3/313**

(58) **Field of Classification Search**  
USPC ..... D9/414-434, 442-445, 456, 457, 542,  
D9/563, 600, 614-624, 655, 657, 658,  
D9/661, 685, 695, 697-699, 707, 708,  
D9/711, 754, 759, 772-776; D3/273,  
D3/276, 304, 305, 307, 309-313;  
D7/601, 602, 709; D6/560, 653-655,  
D6/662, 667, 705, 706  
CPC ..... B65D 5/00; B65D 5/001; B65D 5/0015;  
B65D 5/0227-5/0254; B65D 5/18; B65D  
5/38; B65D 5/40; B65D 5/6605; B65D  
5/48024; B65D 1/22; B65D 1/24; B65D  
1/34; B65B 5/06

See application file for complete search history.

(56) **References Cited**

**U.S. PATENT DOCUMENTS**

D102,424 S \* 12/1936 Gardiner ..... D28/61  
2,349,364 A \* 5/1944 Marshall, Jr. .... B65D 5/304  
229/120.1

**OTHER PUBLICATIONS**

Meet Our Boxy Girl. Online, Published date Sep. 30, 2015.  
Retrieved on Jul. 28, 2017 from URL: <https://www.youtube.com/watch?v=GIlFucWoFGo>.\*

(Continued)

*Primary Examiner* — Vy N Koenig  
*Assistant Examiner* — Omeed Agilee  
(74) *Attorney, Agent, or Firm* — Knobbe Martens Olson  
& Bear LLP

(57) **CLAIM**

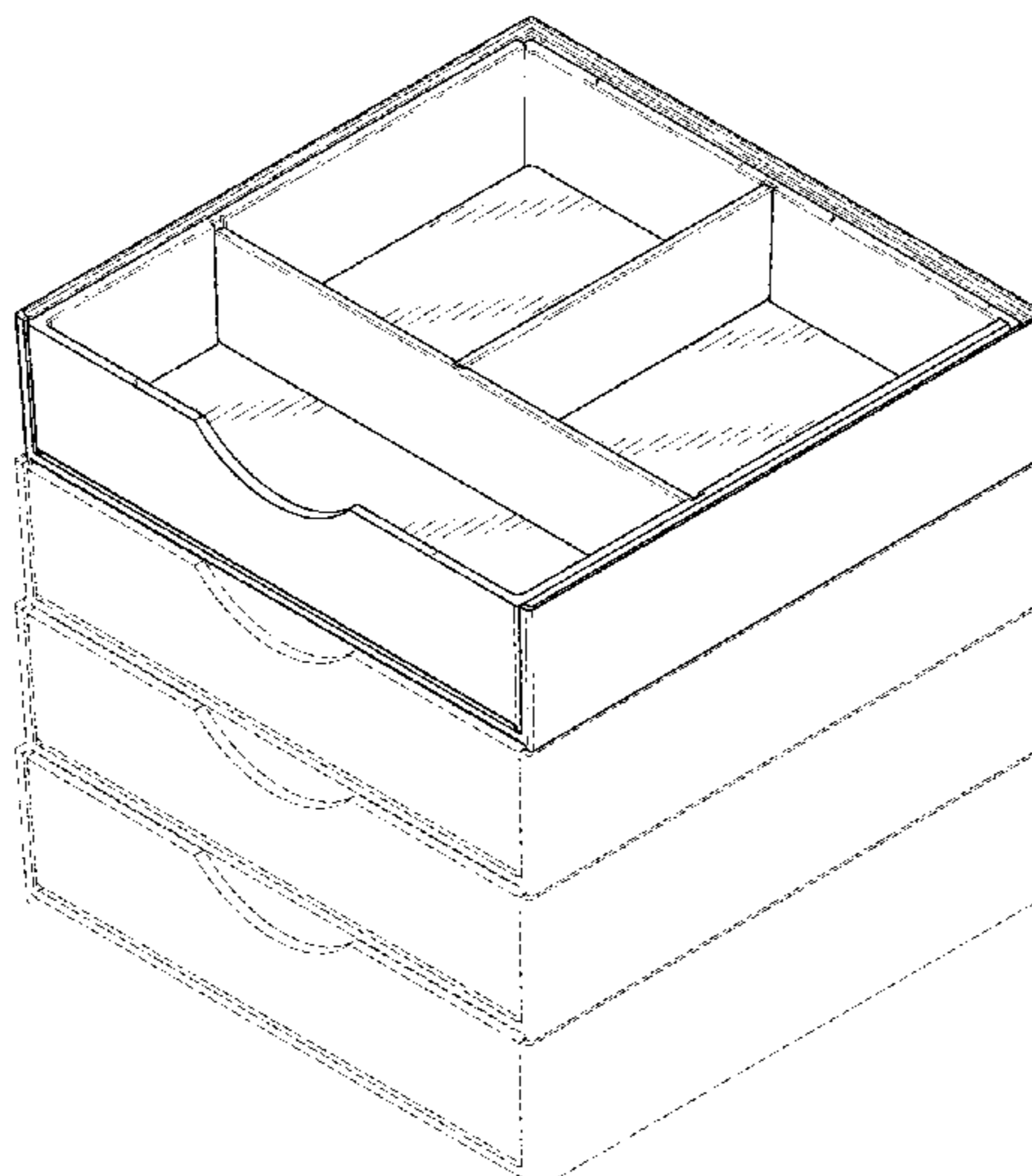
The ornamental design for a stackable box as shown and described.

**DESCRIPTION**

FIG. 1 is a top, front and side perspective view of a stackable box embodying my new design.  
FIG. 2 is a bottom, back and side perspective view thereof.  
FIG. 3 is a front view thereof.  
FIG. 4 is a back view thereof.  
FIG. 5 is a left side view thereof.  
FIG. 6 is a right side view thereof.  
FIG. 7 is a top view thereof.  
FIG. 8 is a bottom view thereof; and,  
FIG. 9 is a cross-sectional view thereof, taken from the line 9-9 in FIG. 7.

The broken lines shown are included for the purpose of illustrating portions of the stackable box that form no part of the claimed design.

**1 Claim, 8 Drawing Sheets**



(56)

**References Cited**

U.S. PATENT DOCUMENTS

D296,505 S \* 7/1988 Kaliski ..... D6/671.1  
4,790,434 A \* 12/1988 Schoberg ..... G11B 23/0236  
190/110  
5,351,819 A \* 10/1994 Varon ..... B65D 5/48024  
206/232  
D361,430 S \* 8/1995 Mohundro ..... D3/296  
D380,299 S \* 7/1997 Schlaeger ..... D3/310  
D417,337 S \* 12/1999 Pinto ..... D3/273  
D502,812 S \* 3/2005 Zimmerman ..... D3/297  
D549,408 S \* 8/2007 Lee ..... D32/25  
D619,832 S \* 7/2010 Zalewski ..... D6/705  
D623,509 S \* 9/2010 Schloss ..... D8/403  
D644,511 S \* 9/2011 England ..... D9/432  
D663,329 S \* 7/2012 Hammer ..... D15/136  
D676,070 S \* 2/2013 Hammer ..... D15/136  
D684,810 S \* 6/2013 Argondizzo ..... D7/368  
D702,061 S \* 4/2014 Sengsavang ..... D6/667  
D784,695 S \* 4/2017 Yamamoto ..... D3/297

OTHER PUBLICATIONS

Photos of prototype publicly shown at least one year prior to the filing date of the present application, as more fully described in the transmittal of IDS.

\* cited by examiner

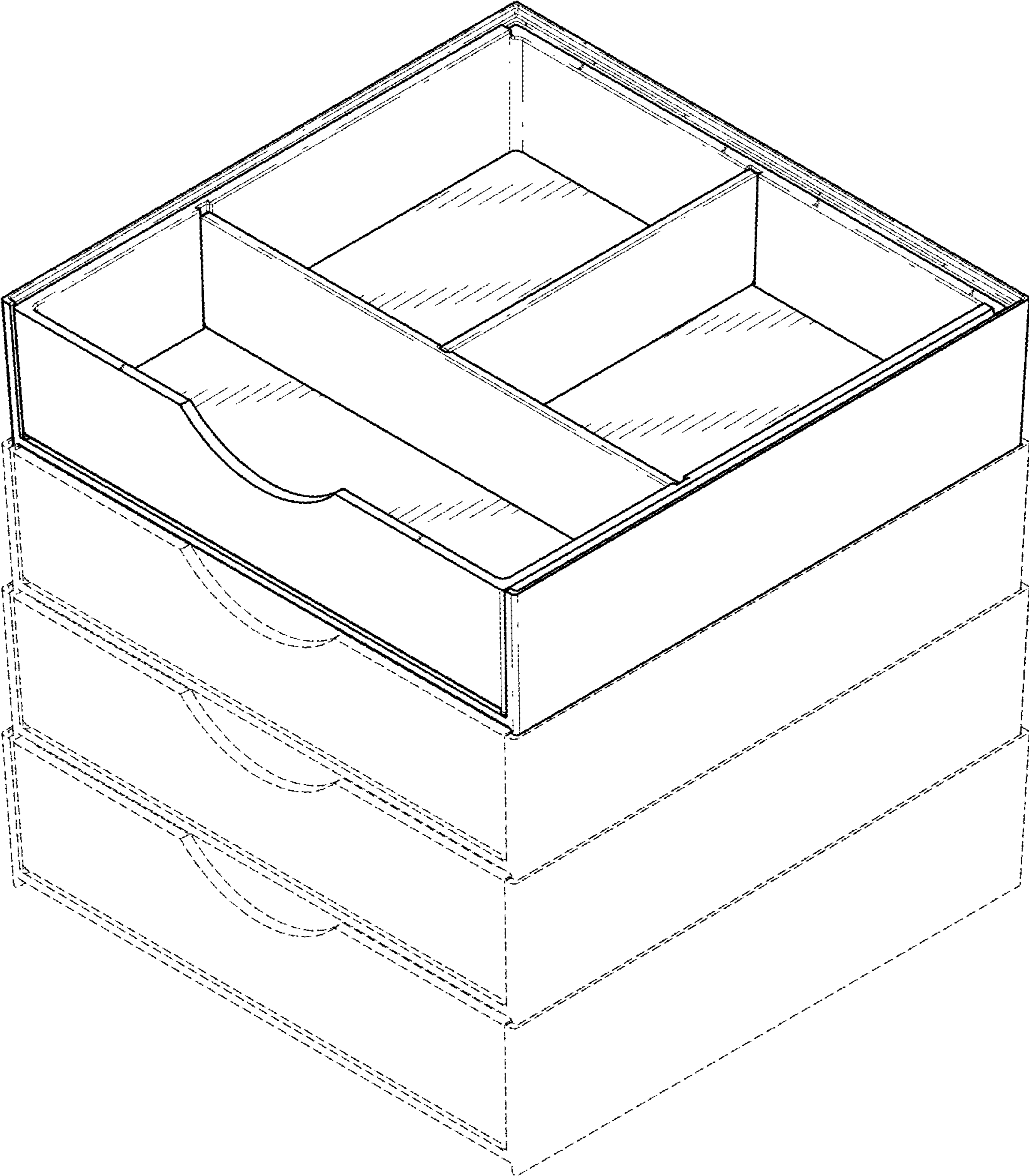


FIG. 1

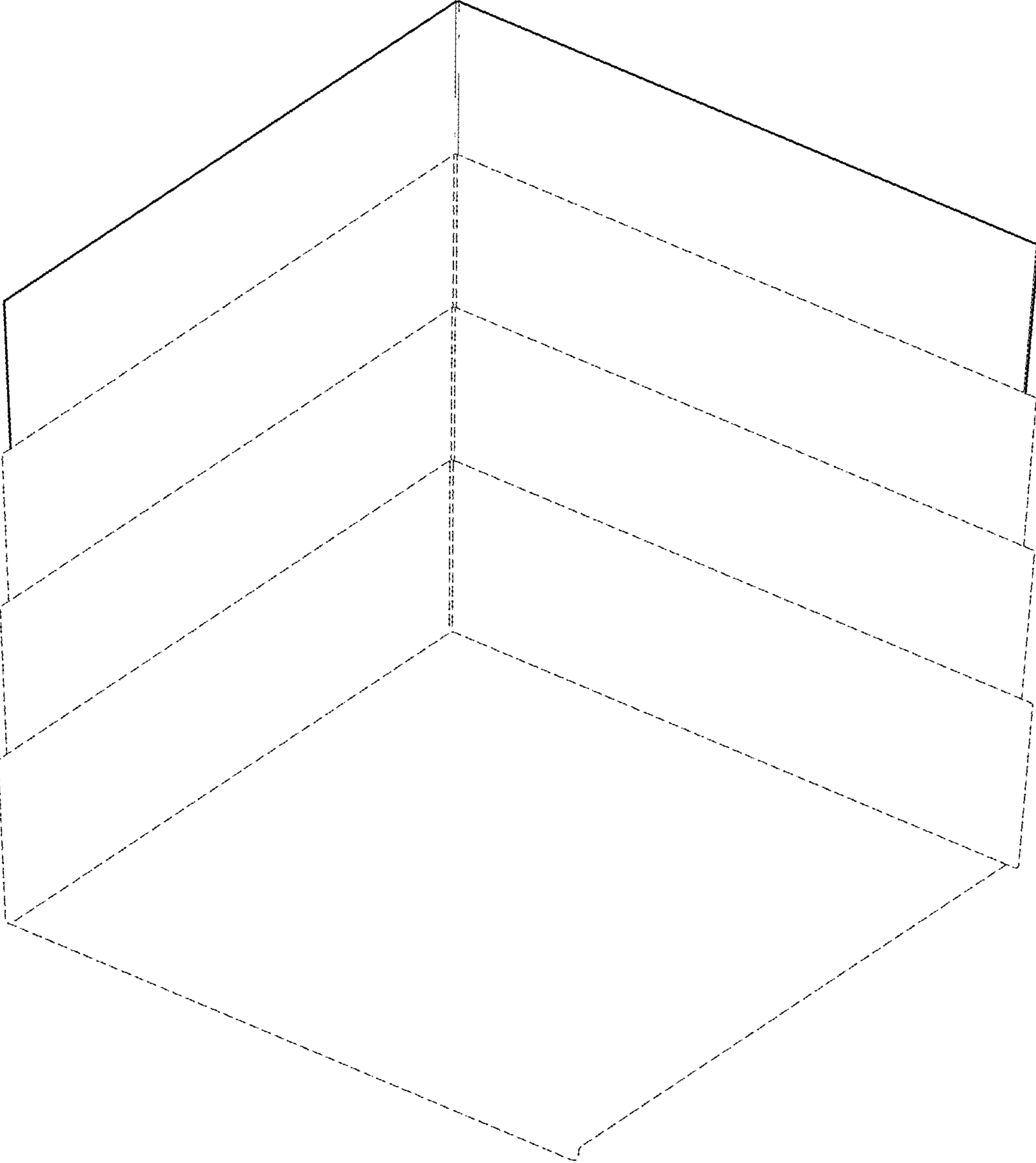


FIG. 2

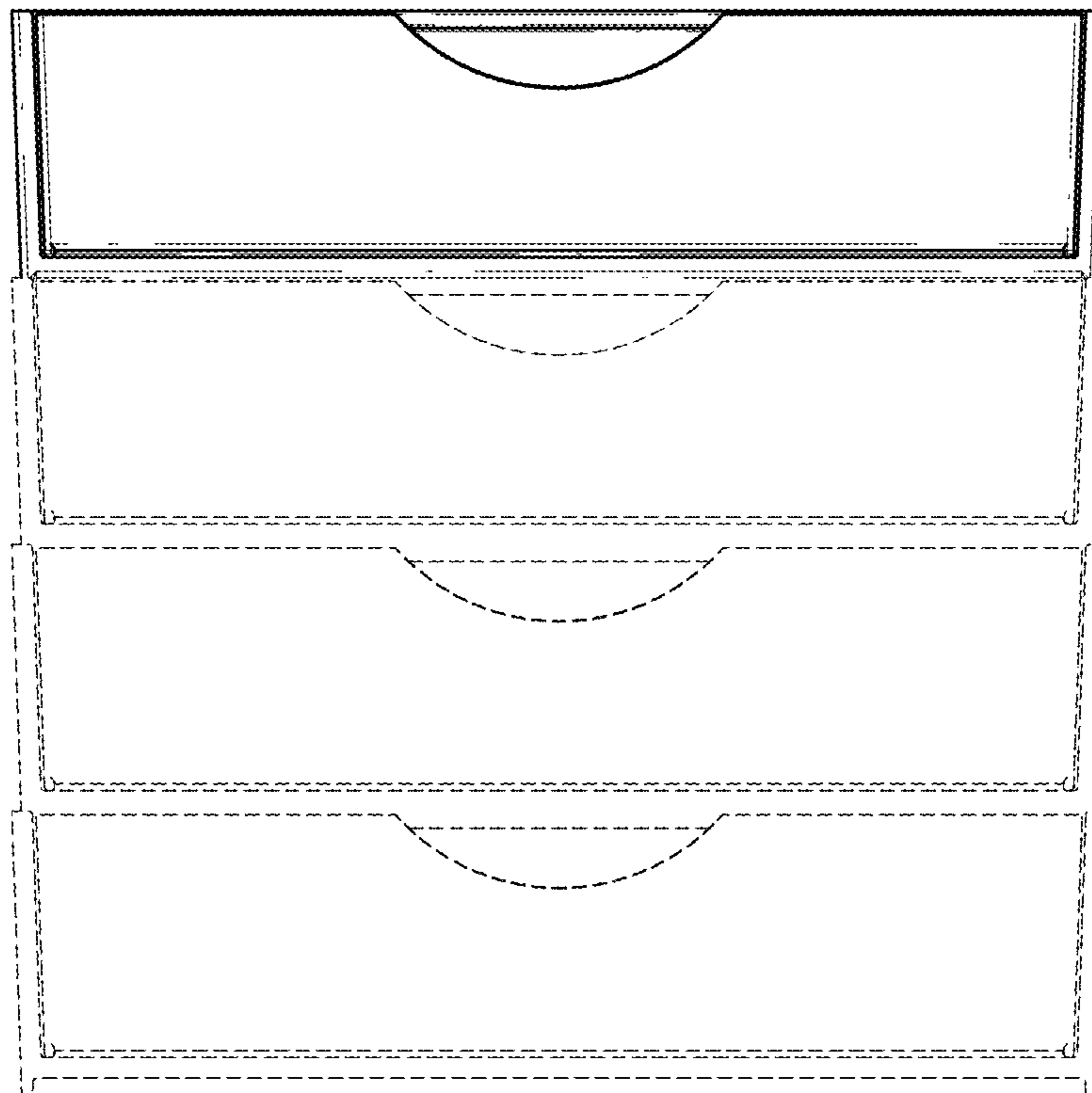




FIG. 3






*FIG. 4*



*FIG. 5*



*FIG. 6*



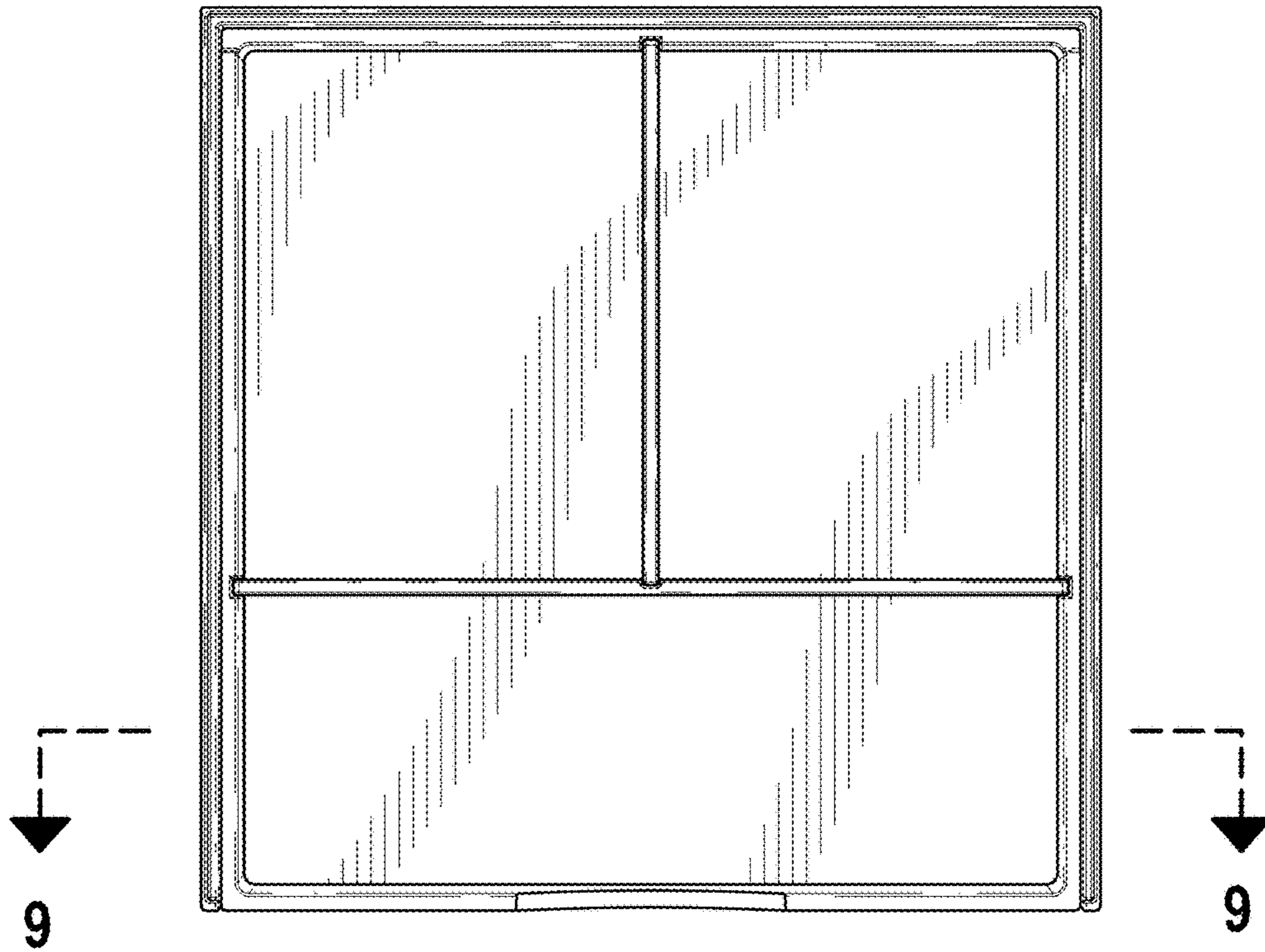


Fig. 7




Fig. 8

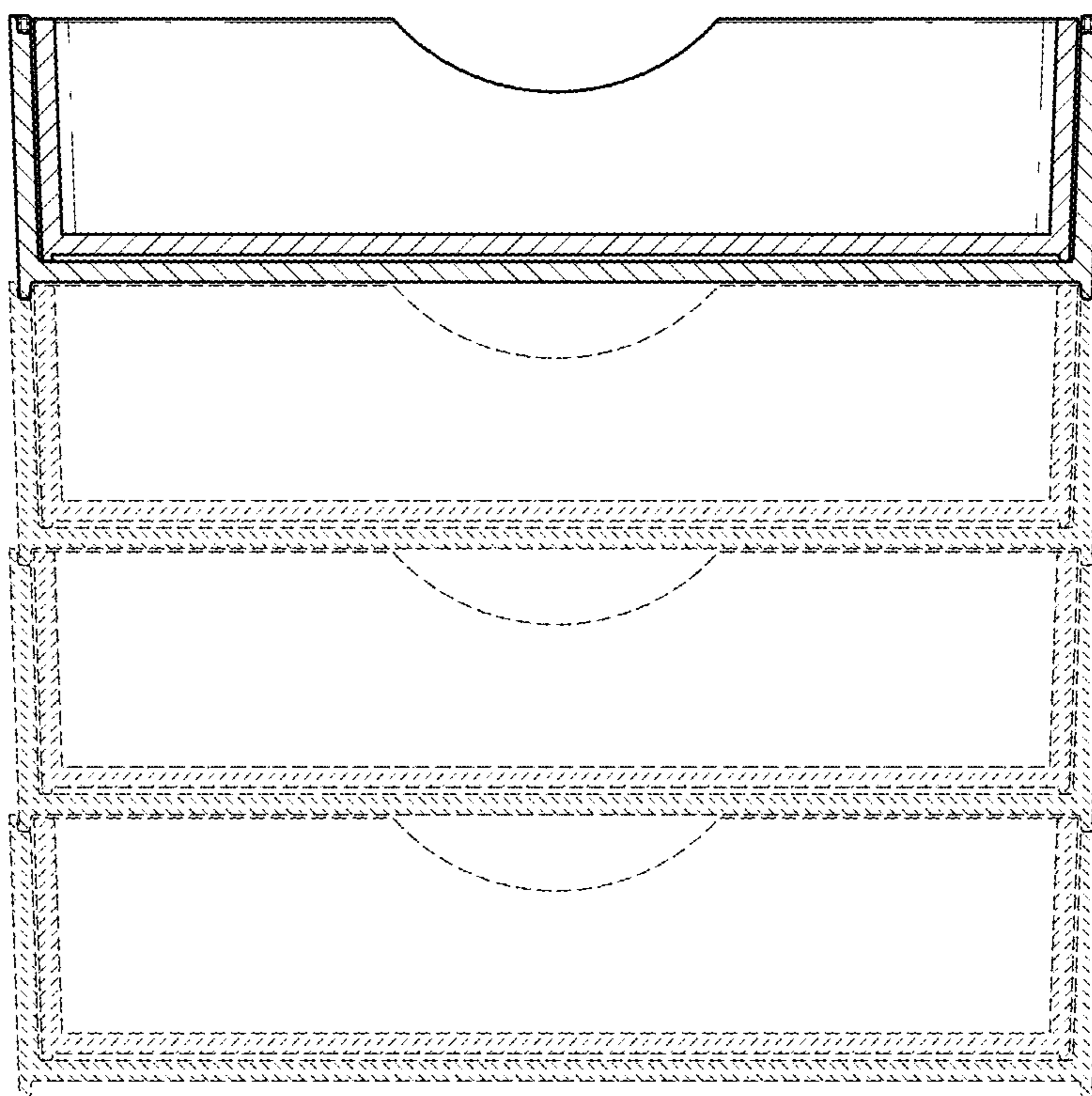


FIG. 9