

US00D802910S

(12) **United States Design Patent** (10) **Patent No.:** **US D802,910 S**  
**Chau** (45) **Date of Patent:** **\*\* Nov. 21, 2017**

(54) **UMBRELLA STAND**  
(71) Applicant: **Umbra LLC**, Buffalo, NY (US)  
(72) Inventor: **Wesley Chau**, Toronto (CA)  
(73) Assignee: **Umbra LLC**, Buffalo, NY (US)  
(\*\*) Term: **15 Years**  
(21) Appl. No.: **29/573,454**

4,700,847 A \* 10/1987 Shieh ..... A47G 25/12  
206/763  
D332,710 S \* 1/1993 Magnusson ..... D6/680.2  
D613,961 S \* 4/2010 Lin ..... D6/682.1  
2016/0227926 A1\* 8/2016 Pell ..... A47B 83/04

\* cited by examiner

*Primary Examiner* — John Windmuller  
*Assistant Examiner* — Benjamin Weeks  
(74) *Attorney, Agent, or Firm* — Simpson & Simpson,  
PLLC

(22) Filed: **Aug. 5, 2016**  
(51) **LOC (10) Cl.** ..... **03-03**  
(52) **U.S. Cl.**  
USPC ..... **D3/10**  
(58) **Field of Classification Search**  
USPC ..... D2/896, 902; D3/5, 7, 8, 10, 11, 13, 14,  
D3/15, 16, 17, 18, 28; D10/71; D14/416  
CPC ..... A45D 42/00; A45D 42/18; A61B 1/24;  
D04B 3/02; G05G 9/04788  
See application file for complete search history.

(57) **CLAIM**

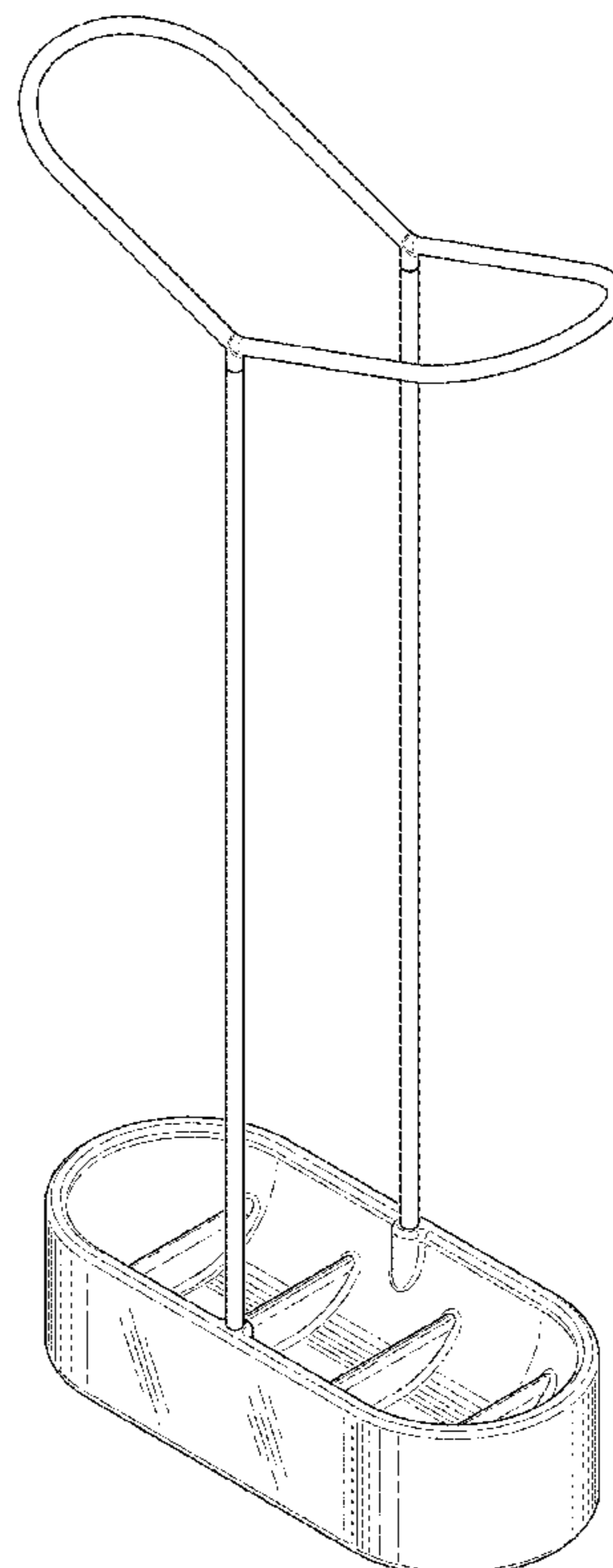
The ornamental design for an umbrella stand, as shown and described.

**DESCRIPTION**

FIG. 1 is a perspective view of the umbrella stand;  
FIG. 2 is a front elevational view thereof;  
FIG. 3 is a rear elevational view thereof;  
FIG. 4 is a left side elevational view thereof;  
FIG. 5 is a right side elevational view thereof;  
FIG. 6 is a top plan view of thereof; and,  
FIG. 7 is a bottom plan view thereof.  
Surface shading is included in the figures to depict surface curvature, flatness or other shapes.

(56) **References Cited**  
U.S. PATENT DOCUMENTS  
1,462,615 A \* 7/1923 Noble ..... A47G 25/12  
108/31  
D119,320 S \* 3/1940 Katcher ..... D6/682  
3,545,462 A \* 12/1970 O'Mahoney ..... A61H 3/02  
135/71  
D233,086 S \* 10/1974 Gismondi ..... D6/675  
D265,862 S \* 8/1982 Caldwell ..... D3/5  
D271,254 S \* 11/1983 Morris ..... D3/5

**1 Claim, 6 Drawing Sheets**



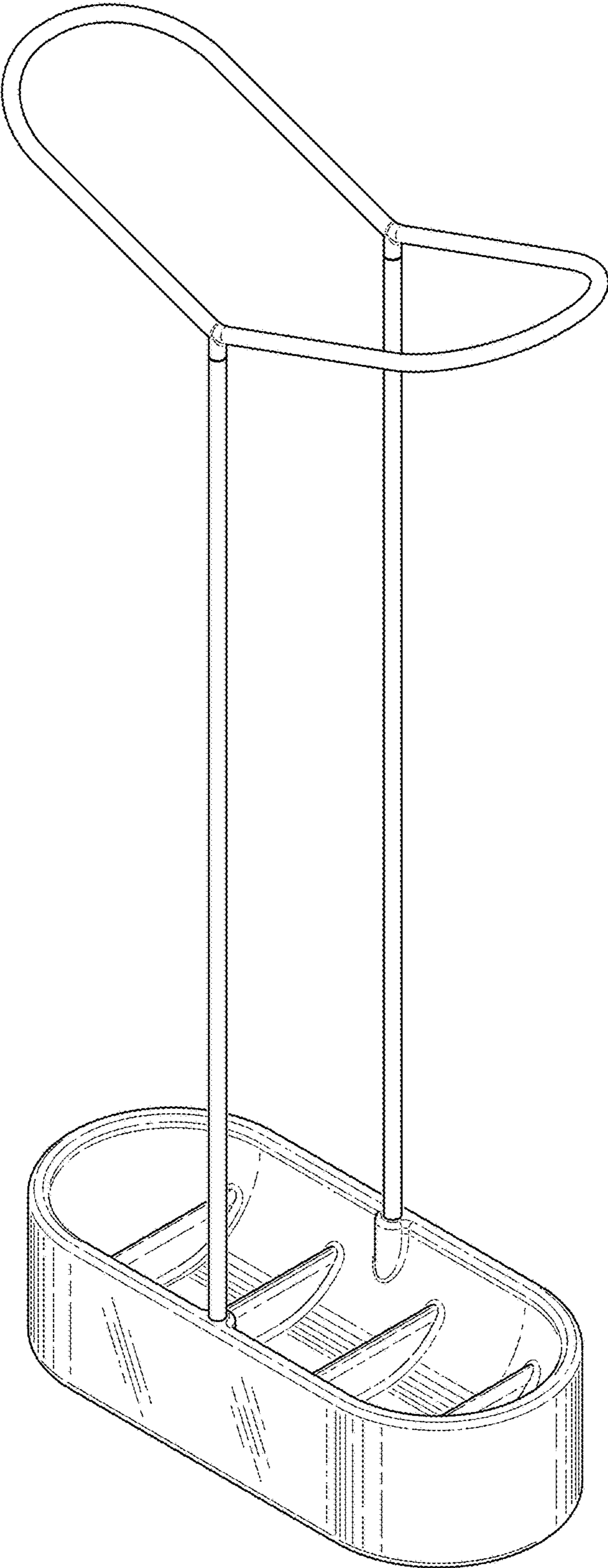


Fig. 1




Fig. 2




Fig. 3




Fig. 4


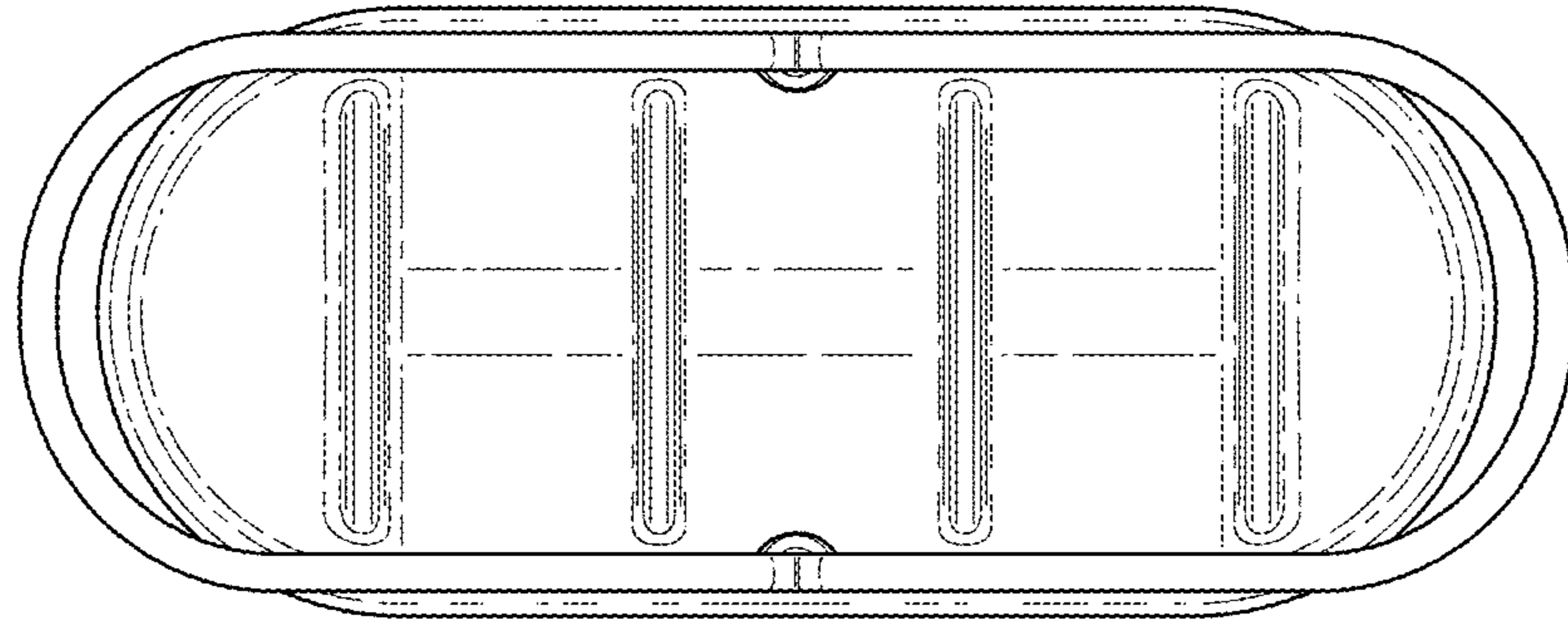


Fig. 5



TOP

Fig. 6

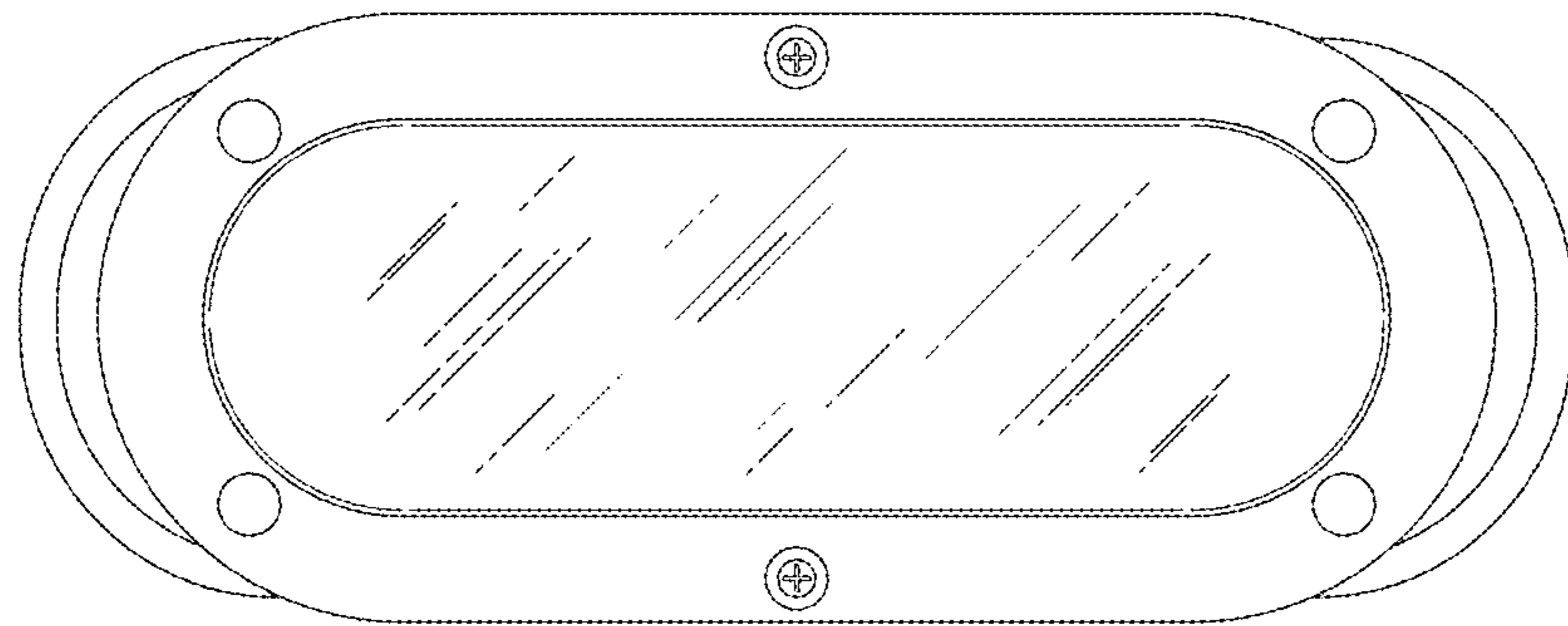


Fig. 7