



US00D802907S

(12) **United States Design Patent**
Prochmann

(10) **Patent No.:** **US D802,907 S**
(45) **Date of Patent:** **** Nov. 21, 2017**

- (54) **PORTION OF A BOOT UPPER**
- (71) Applicant: **Dynasty Footwear, Ltd.**, El Segundo, CA (US)
- (72) Inventor: **Jose Prochmann**, Los Angeles, CA (US)
- (73) Assignee: **Dynasty Footwear, Ltd.**, El Segundo, CA (US)

1,480,009	A	1/1924	Preston	
D76,233	S	9/1928	Golden	
D110,628	S	6/1938	Salzberg	
2,170,636	A *	8/1939	Graham	A45D 8/24 132/275
2,170,778	A *	8/1939	Huppert	A45D 8/24 132/275
D127,898	S *	6/1941	Behr	D11/74
D164,667	S *	10/1951	Bingham, Jr.	D2/912
D172,916	S *	8/1954	Ballinger et al.	D2/900
4,339,059	A *	7/1982	Kenyon	D04D 7/10 2/151

(**) Term: **15 Years**

(21) Appl. No.: **29/582,379**

(22) Filed: **Oct. 27, 2016**

Related U.S. Application Data

(62) Division of application No. 29/539,125, filed on Sep. 10, 2015, now Pat. No. Des. 773,169.

(51) **LOC (10) Cl.** **02-04**

(52) **U.S. Cl.**
USPC **D2/976**

(58) **Field of Classification Search**
USPC D2/896, 909, 910, 911, 912, 919, 946,
D2/976; D11/74, 117, 121, 124;
D28/39-43
CPC A43B 23/00; A43B 23/24; A43B 23/25;
A43B 3/02; A43B 3/04; A43B 5/04;
A43B 5/0415; A43B 5/12; A47G
33/0863; A41D 25/02
See application file for complete search history.

(56) **References Cited**

U.S. PATENT DOCUMENTS

D5,751	S *	4/1872	Wallace	D2/606
595,926	A *	12/1897	Skillen	A45D 8/00 132/275
1,055,428	A *	3/1913	Stone	A41B 3/08 132/275

(Continued)

Primary Examiner — Elizabeth J Oswecki

(74) *Attorney, Agent, or Firm* — Joseph G. Swan, P.C.

(57) **CLAIM**


The ornamental design for a portion of a boot upper, as shown and described.

DESCRIPTION

FIG. 1 is a left side elevational view of a first embodiment of a portion of a boot upper, showing my new design; FIG. 2 is a front, left side perspective view thereof; FIG. 3 is a left side elevational view of a second embodiment of a portion of a boot upper, showing my new design; and, FIG. 4 is a front, left side perspective view thereof.

The broken lines shown on the bows are intended to disclaim the interior portions of the bows, and the broken lines illustrating the boot are solely for the purpose of illustrating context, environment or other unclaimed areas and form no part of the claimed design. The claimed design is for a portion of a boot upper according to either of the embodiments illustrated in the drawing views of FIGS. 1-4, and also encompasses an embodiment that is the corresponding portion of the opposite matching boot upper, i.e., an embodiment that is a mirror image of either of the embodiments illustrated FIGS. 1-4.

1 Claim, 4 Drawing Sheets



US D802,907 S

Page 2

(56)

References Cited

U.S. PATENT DOCUMENTS

D284,805 S *	7/1986	Smith	D2/900	D585,635 S *	2/2009	Le	D2/944
4,900,632 A	2/1990	McGrath			D607,773 S	1/2010	Aoyama		
D313,373 S	1/1991	Taylor			D646,475 S	10/2011	Boncutter		
D333,802 S	3/1993	Stabler			D646,876 S *	10/2011	Roldan	D2/912
5,198,274 A	3/1993	Etzion			D659,268 S *	5/2012	Vincenzetti	D26/23
D338,628 S	8/1993	Daun			D676,633 S *	2/2013	Doherty	D2/917
5,526,830 A	6/1996	Hunter			D701,791 S	4/2014	Portney		
D390,808 S	2/1998	Balde			D704,425 S	5/2014	MacIntyre		
D390,809 S	2/1998	Etzion			D704,427 S	5/2014	Dillenbeck		
5,800,881 A	9/1998	Etzion			D705,529 S	5/2014	Ng		
D402,918 S	12/1998	Pacheco et al.			D706,024 S	6/2014	Ng		
D421,665 S	3/2000	Farmer-Abney			D731,354 S *	6/2015	Pasco	D11/184
D439,030 S	3/2001	Bernath			D743,157 S *	11/2015	Crapps	D2/970
D458,650 S	6/2002	Perry et al.			D755,494 S	5/2016	Todd		
6,681,965 B1	1/2004	Tran			D762,054 S *	7/2016	Todd	D2/910
D507,508 S	7/2005	Brownell			D773,169 S *	12/2016	Prochmann	D2/976
D510,478 S *	10/2005	Gardner	D2/980	D773,170 S *	12/2016	Prochmann	D2/976
D554,325 S	10/2007	Thomas			D773,171 S *	12/2016	Prochmann	D2/976
D561,059 S	2/2008	Aoyama			D785,915 S *	5/2017	Denny	D2/910
D572,893 S *	7/2008	Le	D2/970	D788,432 S *	6/2017	MacIntyre	D2/970
					D791,429 S *	7/2017	Lee	D2/606
					D792,081 S *	7/2017	Law	D2/972

* cited by examiner

Fig. 1




Fig. 2



Fig. 3




Fig. 4

