

US00D802904S

(12) **United States Design Patent** (10) **Patent No.:** **US D802,904 S**  
**Del Biondi et al.** (45) **Date of Patent:** **\*\* Nov. 21, 2017**

(54) **FOOTWEAR**  
(71) Applicant: **Crocs, Inc.**, Niwot, CO (US)  
(72) Inventors: **Stefano Del Biondi**, Noventa Padovana (IT); **Federico Fongher**, Villatora di Saonara (IT)  
(73) Assignee: **Crocs, Inc.**, Niwot, CO (US)  
(\*\*) Term: **15 Years**  
(21) Appl. No.: **29/554,124**  
(22) Filed: **Feb. 8, 2016**  
(51) **LOC (10) Cl.** ..... **02-04**  
(52) **U.S. Cl.**  
USPC ..... **D2/972; D2/923**  
(58) **Field of Classification Search**  
USPC ..... D2/896, 916-918, 925-942, 946, D2/968-969, 970-971, 900, 923, 943, D2/972, 976  
CPC ..... A43B 21/00; A43B 21/02; A43B 21/06; A43B 1/0036; A43B 1/0045; A43B 9/14; A43B 13/10; A43B 13/12; A43B 23/06; A43B 23/07; A43B 5/12; A43B 1/00; A43B 1/0081; A43B 1/14; A43B 3/12; A43B 7/06; A43B 7/08  
See application file for complete search history.

D632,465 S 2/2011 Del Biondi et al.  
D642,773 S \* 8/2011 Liow ..... D2/896  
D650,157 S \* 12/2011 Liow ..... D2/923  
D667,612 S \* 9/2012 Del Biondi ..... D2/896  
D669,664 S \* 10/2012 Lubart ..... D2/923  
D677,039 S \* 3/2013 Lubart ..... D2/923  
D698,133 S \* 1/2014 Callegarini ..... D2/896  
D698,531 S \* 2/2014 Lock ..... D2/896  
D708,827 S 7/2014 Kue  
D718,518 S 12/2014 Del Biondi et al.  
D726,397 S \* 4/2015 Del Biondi ..... D2/923  
D728,204 S \* 5/2015 Fongher ..... D2/900  
D739,125 S \* 9/2015 Chanthavong ..... D2/923  
D747,079 S \* 1/2016 Carroll ..... D2/923  
D764,153 S 8/2016 Engerman  
D768,364 S 10/2016 Chanthavong et al.  
D771,917 S 11/2016 Del Biondi et al.  
D772,543 S 11/2016 Laska  
2004/0231191 A1\* 11/2004 Seamans ..... A43B 1/0081 36/11.5

\* cited by examiner

*Primary Examiner* — Manpreet Matharu  
*Assistant Examiner* — Rebekah A Caruso  
(74) *Attorney, Agent, or Firm* — Wilmer Cutler Pickering Hale and Dorr LLP

(57) **CLAIM**

The ornamental design for footwear, as shown and described.

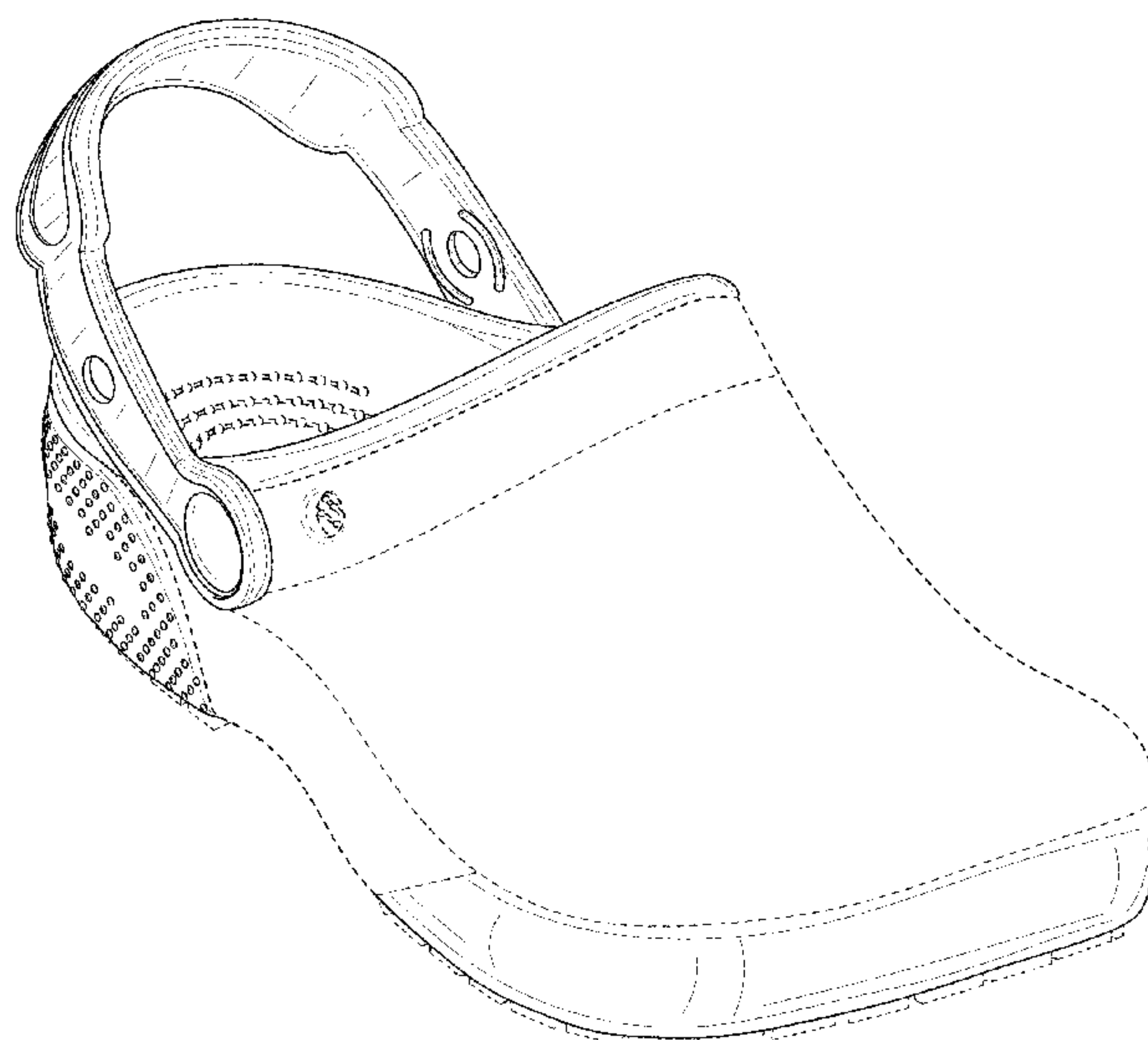
**DESCRIPTION**

FIG. 1 is a front perspective view of footwear;  
FIG. 2 is a front view thereof;  
FIG. 3 is a back view thereof;  
FIG. 4 is an outer side view thereof;  
FIG. 5 is an inner side view thereof;  
FIG. 6 is a top view thereof; and,  
FIG. 7 is a bottom view thereof.  
The portions of the footwear shown in dashed lines form no part of the claimed design.

**1 Claim, 6 Drawing Sheets**

(56) **References Cited**  
U.S. PATENT DOCUMENTS

D517,790 S \* 3/2006 Seamans ..... D2/969  
D529,263 S \* 10/2006 Wolf ..... D2/923  
D564,204 S 3/2008 Seamans  
D564,205 S 3/2008 Seamans  
D564,206 S 3/2008 Seamans  
D575,480 S \* 8/2008 Zimmerman ..... D2/896  
D621,596 S \* 8/2010 Seilles ..... D2/969  
D624,733 S \* 10/2010 O'Boyle ..... D2/896  
D630,825 S \* 1/2011 Strauss ..... D2/897



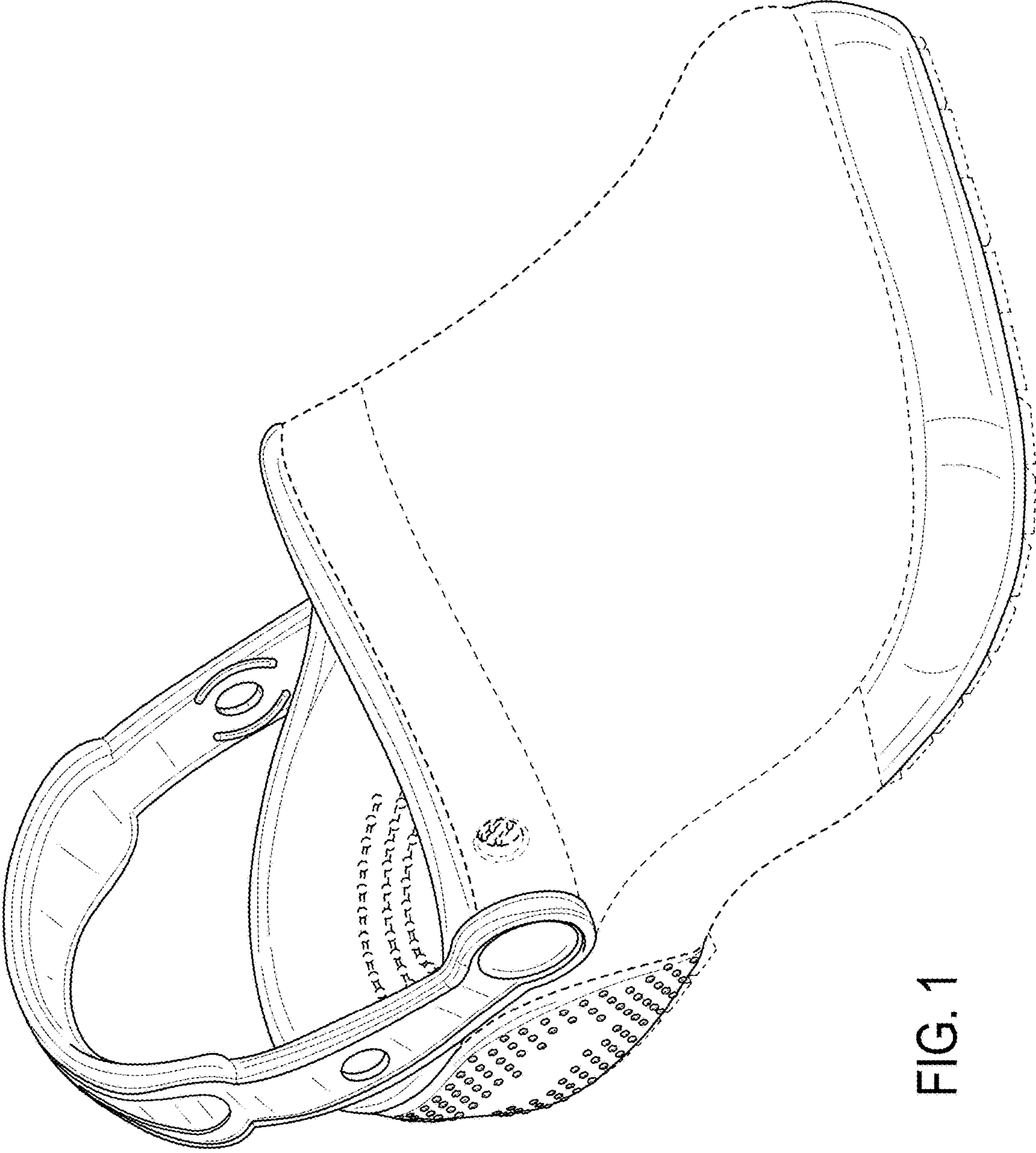


FIG. 1

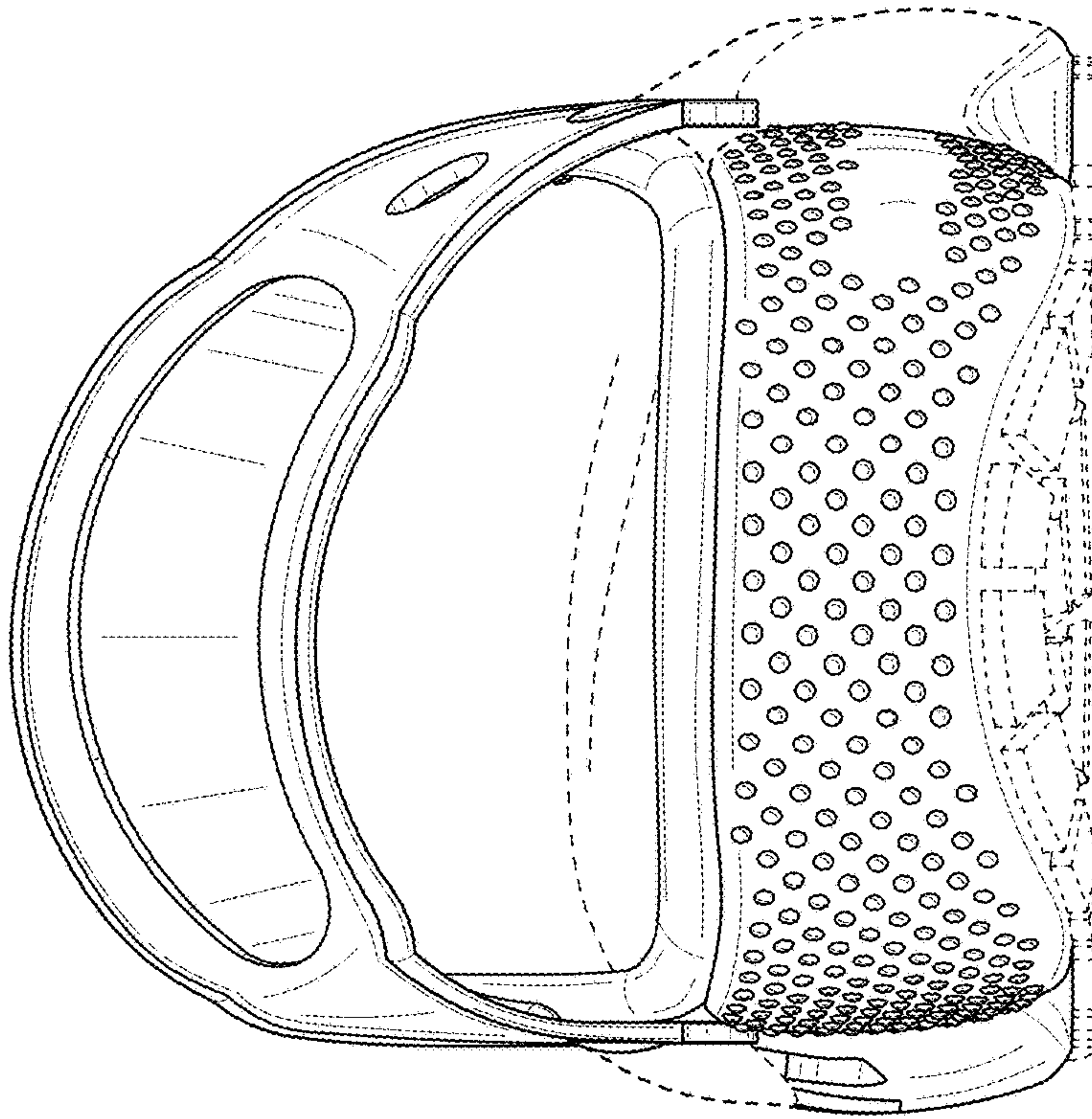


FIG. 3

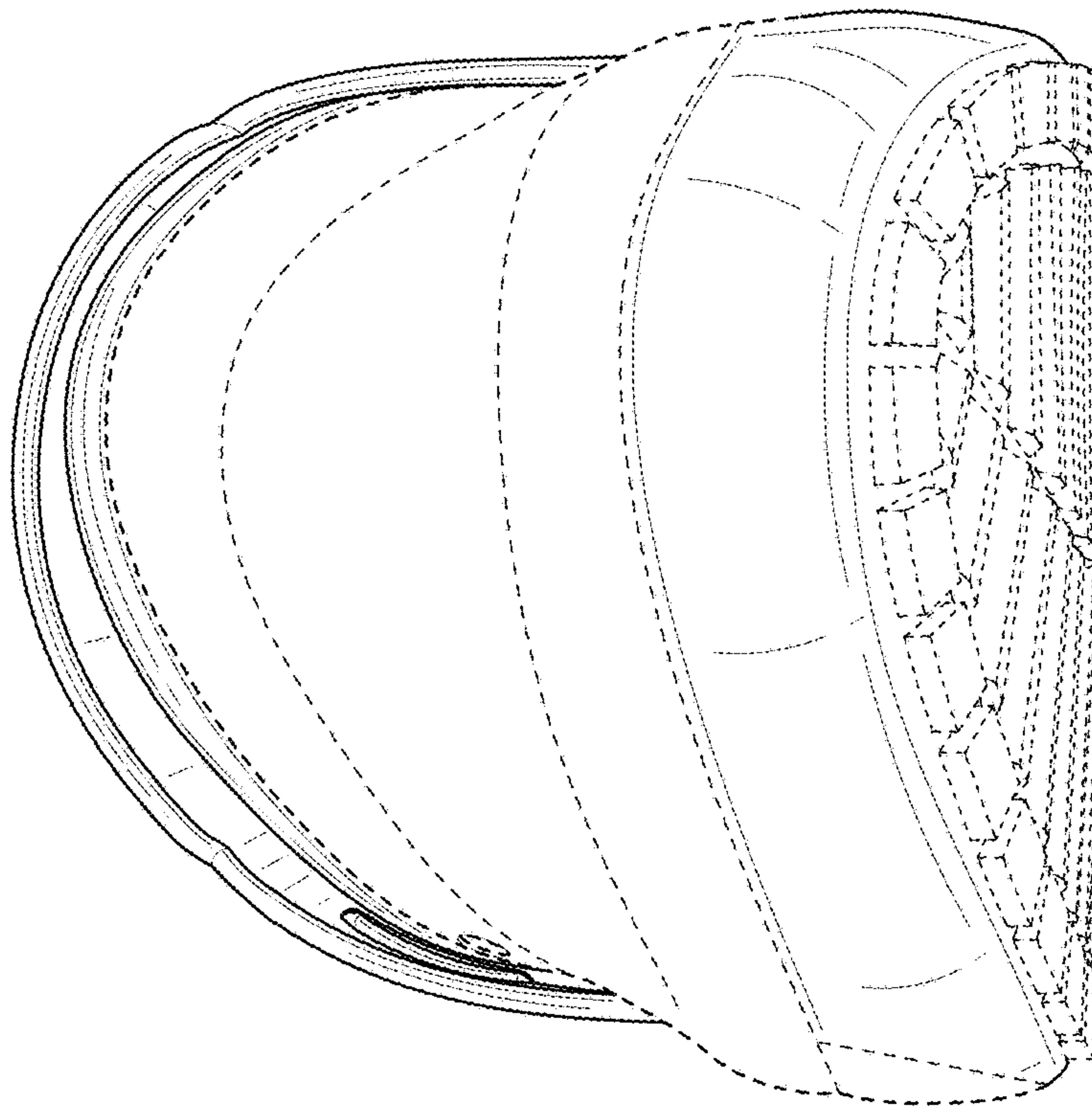


FIG. 2



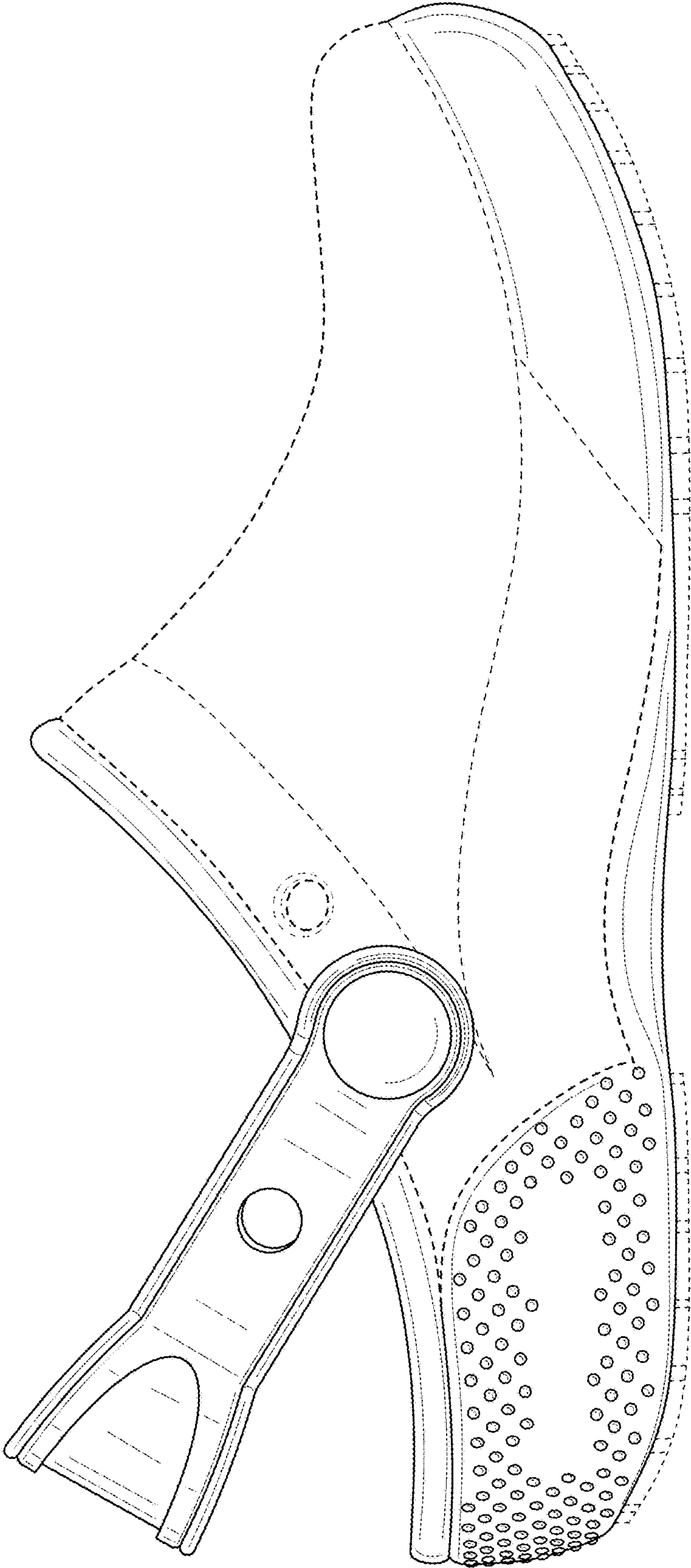


FIG. 4

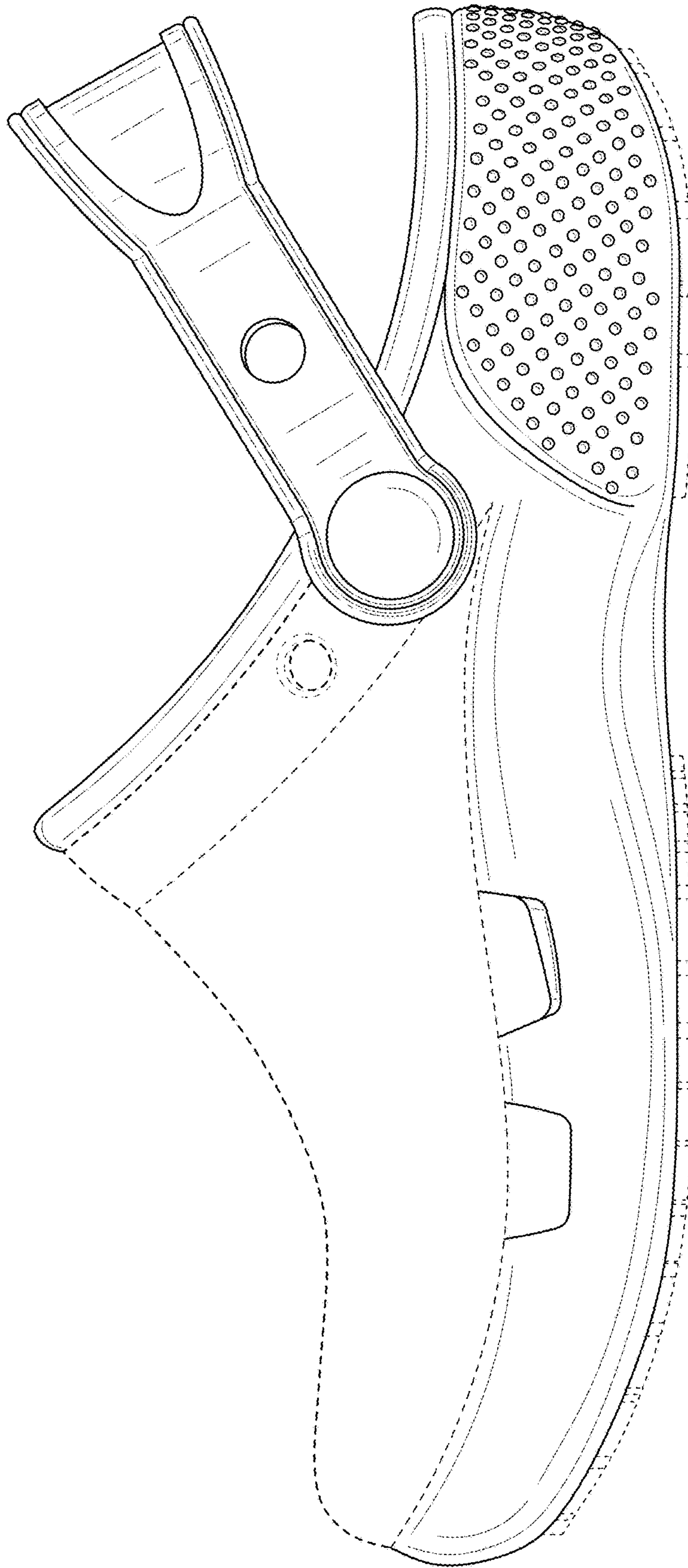


FIG. 5

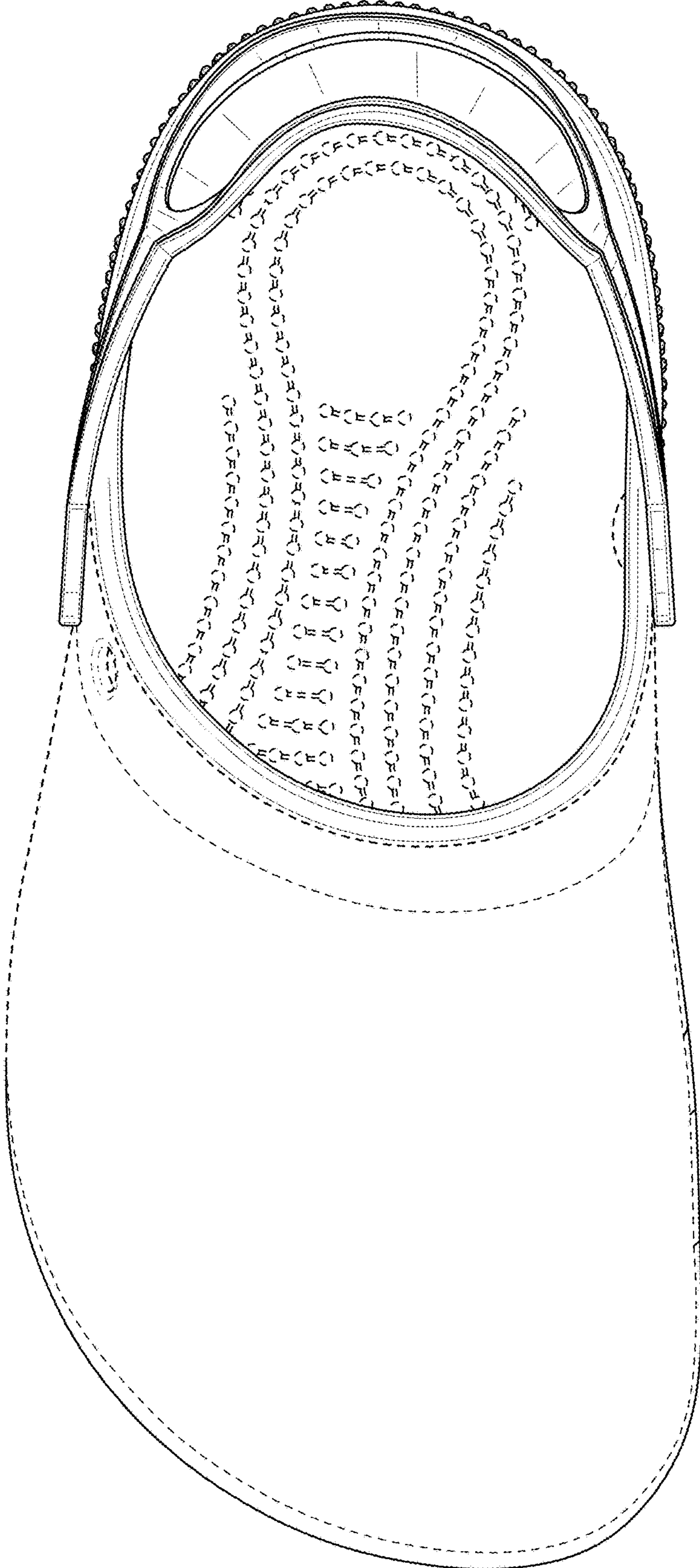


FIG. 6



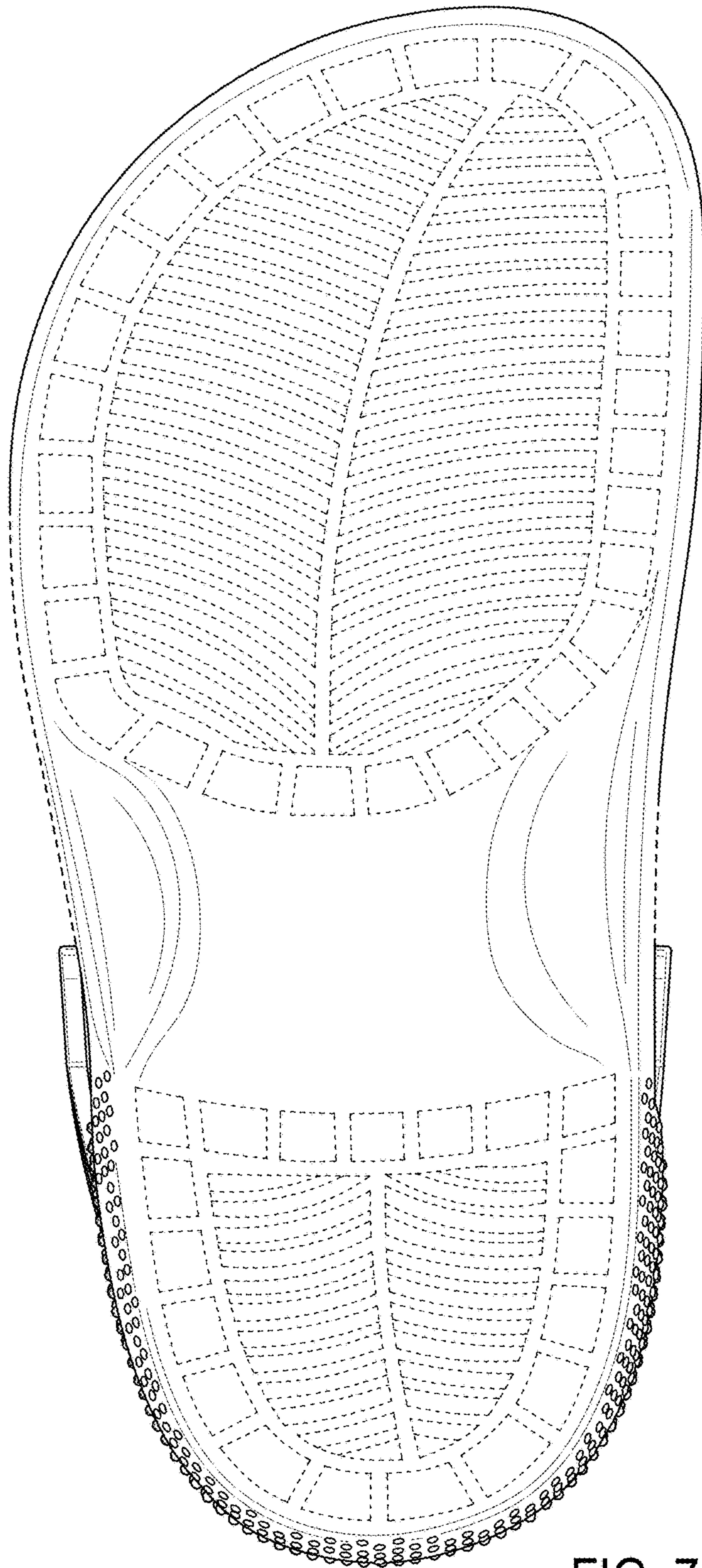


FIG. 7