



US00D802903S

(12) **United States Design Patent** (10) **Patent No.:** **US D802,903 S**  
**Lok** (45) **Date of Patent:** **\*\* Nov. 21, 2017**

(54) **SHOE UPPER**  
(71) Applicant: **NIKE, Inc.**, Beaverton, OR (US)  
(72) Inventor: **Evan Hong Lok**, Portland, OR (US)  
(73) Assignee: **NIKE, Inc.**, Beaverton, OR (US)  
(\*\*) Term: **15 Years**  
(21) Appl. No.: **29/552,788**

D449,432 S *	10/2001	Matis .....	D2/903
D456,985 S *	5/2002	Clegg .....	D2/972
D457,296 S *	5/2002	Burt .....	D2/902
D458,015 S *	6/2002	Dolan .....	D2/972
D544,693 S *	6/2007	Caine .....	D2/972
D575,048 S *	8/2008	Santos .....	D2/969
D587,891 S *	3/2009	Minami .....	D2/972
D608,540 S *	1/2010	Dekovic .....	D2/972
D614,389 S *	4/2010	Petrie .....	D2/972
D614,390 S *	4/2010	Petrie .....	D2/972
D687,220 S *	8/2013	Aveni .....	D2/972
D687,625 S *	8/2013	Aveni .....	D2/972
D718,032 S *	11/2014	VanHook .....	D2/972
D722,226 S *	2/2015	Williams, Jr. ....	D2/972

(22) Filed: **Jan. 26, 2016**  
(51) **LOC (10) Cl.** ..... **02-99**  
(52) **U.S. Cl.**  
USPC ..... **D2/972**  
(58) **Field of Classification Search**  
USPC ..... D2/902, 906-908, 944, 969, 972-974;  
D5/47, 49, 52  
CPC ... A43B 13/181; A43B 13/141; A43B 13/188;  
A43B 23/00; A43B 23/02; A43B 5/00;  
A43B 23/26; A43B 1/04; A43B 11/14;  
A43B 7/00; A43B 3/12  
See application file for complete search history.

\* cited by examiner

*Primary Examiner* — Dominic V Simone  
(74) *Attorney, Agent, or Firm* — Banner & Witcoff, Ltd.

(56) **References Cited**

U.S. PATENT DOCUMENTS

D334,461 S *	4/1993	Moceri .....	D2/906
D349,394 S *	8/1994	Hatfield .....	D2/902
D369,897 S *	5/1996	Worthington .....	D2/969
D394,144 S *	5/1998	Parmar .....	D2/969
D398,754 S *	9/1998	McCourt .....	D2/972
D408,982 S *	5/1999	Blakeslee .....	D2/972
D414,321 S *	9/1999	Blakeslee .....	D2/972
D422,132 S *	4/2000	Fogg .....	D2/972
D431,711 S *	10/2000	Matis .....	D2/903
D433,560 S *	11/2000	Pawlus .....	D2/902
D448,548 S *	10/2001	Simpson .....	D2/902

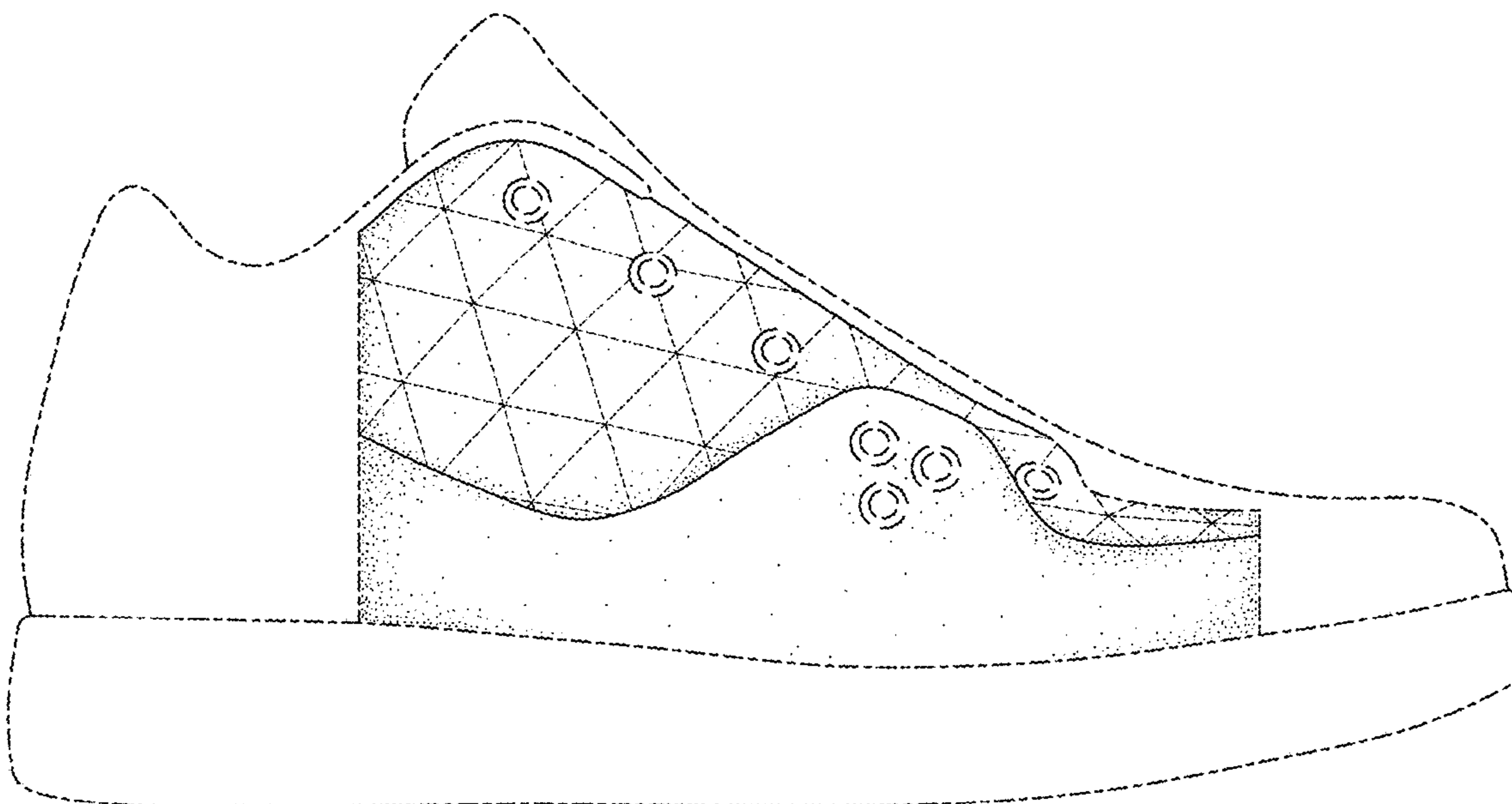
(57) **CLAIM**

The ornamental design for a shoe upper, as shown and described.

**DESCRIPTION**

FIG. 1 is a front perspective view of a shoe upper showing my new design;  
FIG. 2 is a side view thereof; and,  
FIG. 3 is a rear perspective view thereof.  
The even-length broken lines within the shaded area represent stitching. The uneven length broken lines immediately adjacent to the shaded area represent unclaimed boundaries of the design. The arcuate broken line segments showing seven circular regions are for environmental purposes only and form no part of the claimed design. The uneven length broken lines showing the remainder of the shoe are for environmental purposes only and form no part of the claimed design.

**1 Claim, 3 Drawing Sheets**



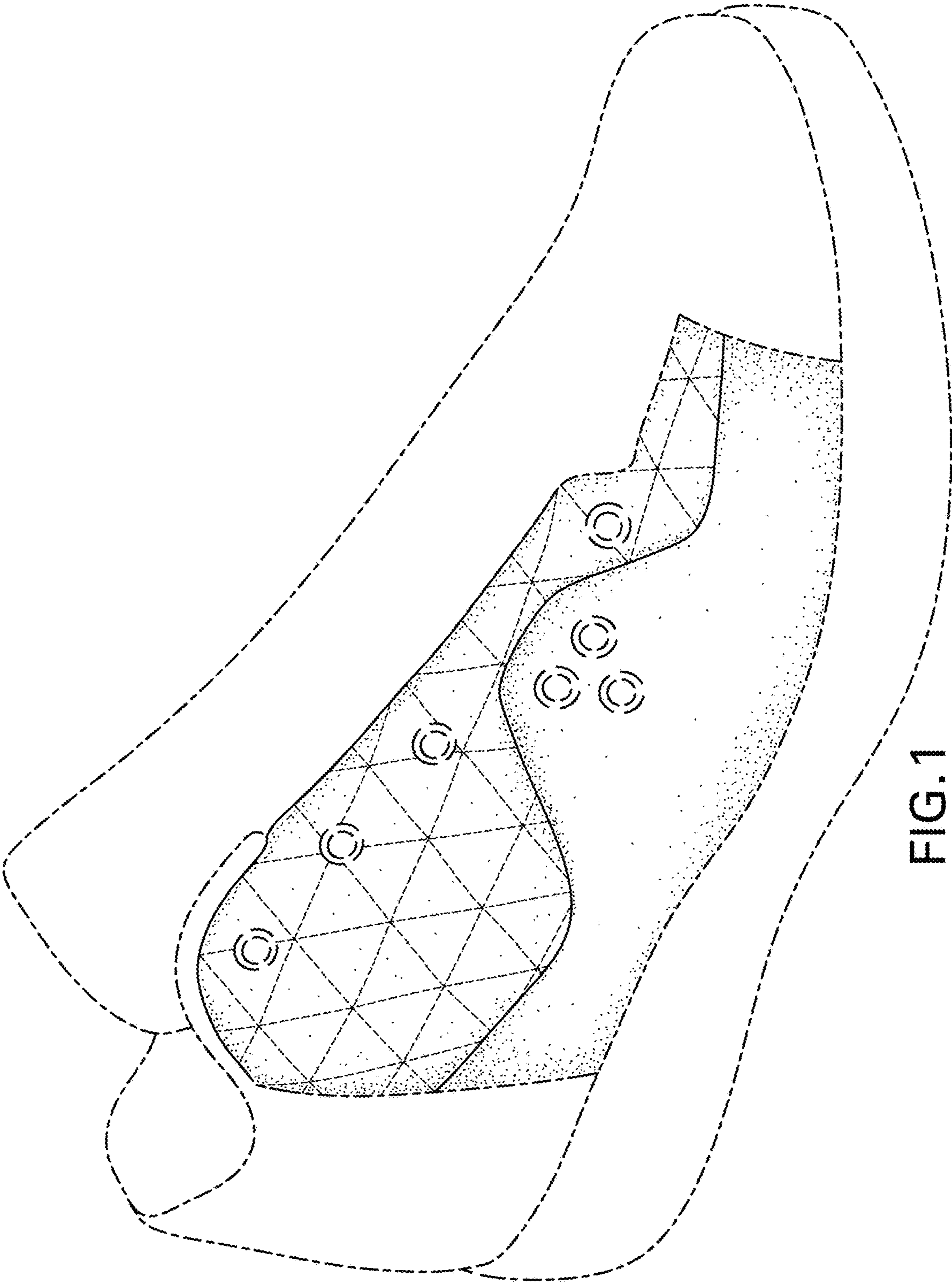


FIG. 1

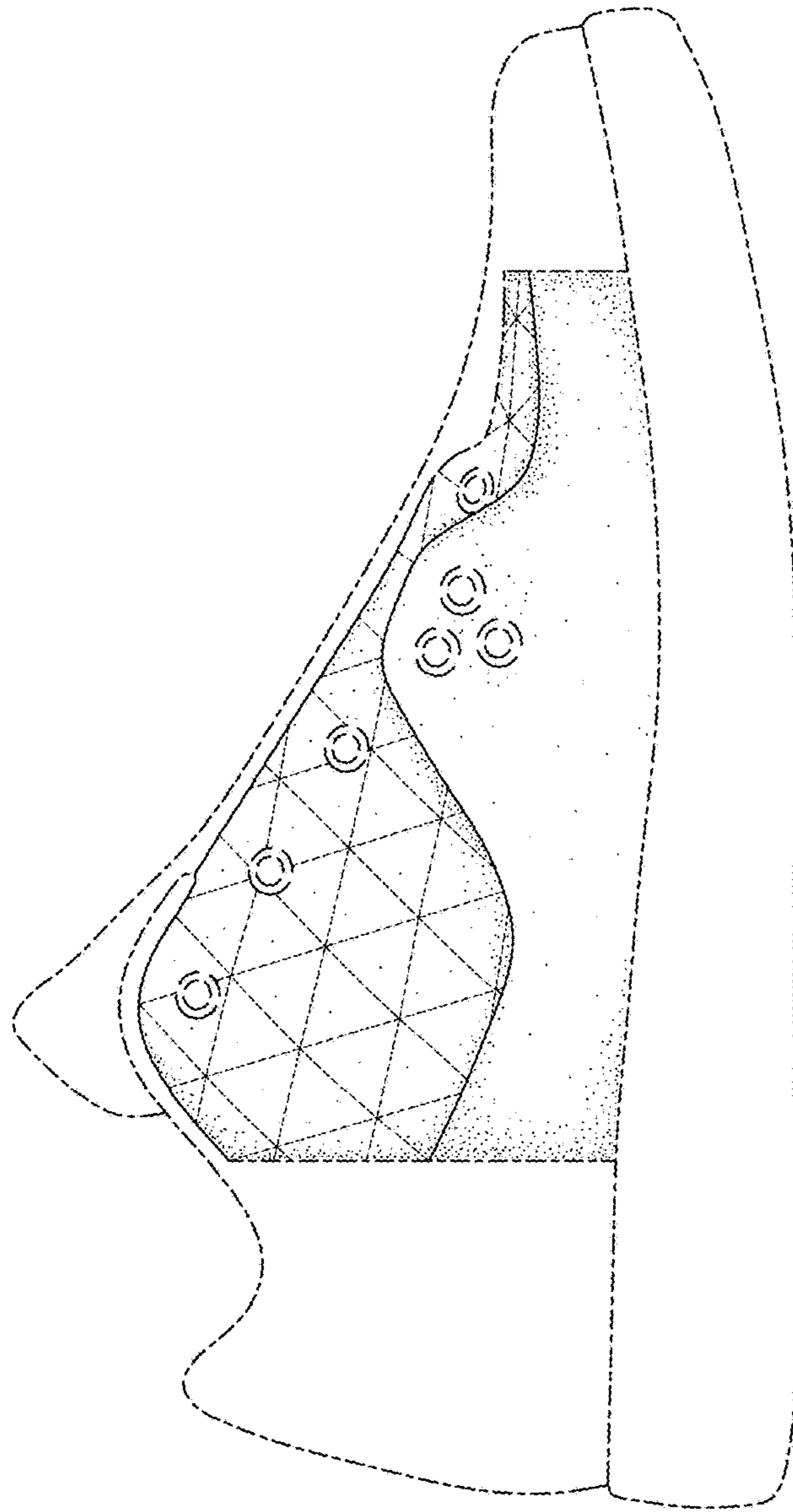


FIG. 2

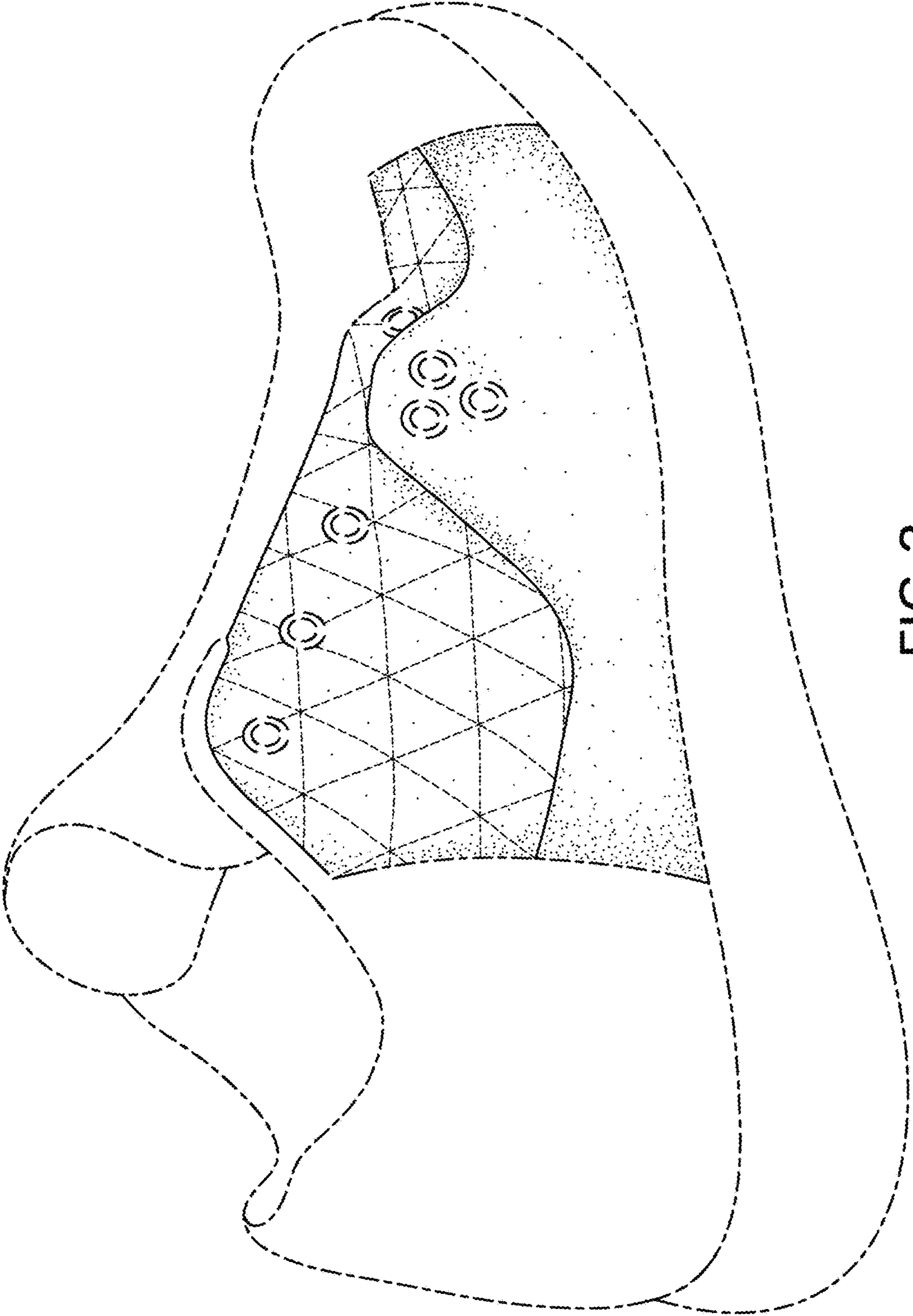


FIG. 3