



US00D802902S

(12) **United States Design Patent**
Wu

(10) **Patent No.:** **US D802,902 S**

(45) **Date of Patent:** **** Nov. 21, 2017**

(54) **SHOE UPPER**

(71) Applicant: **Tsung-Jung Wu**, Taichung (TW)

(72) Inventor: **Tsung-Jung Wu**, Taichung (TW)

(**) Term: **15 Years**

(21) Appl. No.: **29/549,698**

(22) Filed: **Dec. 28, 2015**

(51) **LOC (10) Cl.** **02-04**

(52) **U.S. Cl.**

USPC **D2/972**; D5/58

(58) **Field of Classification Search**

USPC D2/902, 906-907, 909-912, 943-946,
D2/957-960, 964, 969, 972-974,
D2/977-978; D5/47, 63, 50, 54, 58;
D9/681

CPC ... A43B 3/0047; A43B 3/0052; A43B 3/0057;
A43B 3/0063; A43B 3/0068; A43B
3/0073; A43B 1/04; A43B 1/06; A43B
5/00; A43B 5/02; A43B 5/06; A43B 5/10;
A43B 5/14; A43B 23/0245; A43B
13/125; A43B 13/186; A43C 3/00; A43C
7/06

See application file for complete search history.

(56) **References Cited**

U.S. PATENT DOCUMENTS

D96,235 S * 7/1935 Fuerst D9/681
D118,862 S * 2/1940 Meyer D9/681

D183,323 S * 8/1958 Pomereoy D25/144
D449,430 S * 10/2001 McClaskie D2/951
D505,537 S * 5/2005 Friedman D2/961
D555,336 S * 11/2007 Earle D2/917
D617,994 S * 6/2010 Walther D5/58
D677,456 S * 3/2013 Knight D2/961
D701,380 S * 3/2014 Reed D2/951

* cited by examiner

Primary Examiner — Jeffrey D Asch

Assistant Examiner — Rebekah A Caruso

(74) *Attorney, Agent, or Firm* — Muncy, Geissler, Olds & Lowe, P.C.

(57) **CLAIM**

I claim the ornamental design for a shoe upper, as shown and described.

DESCRIPTION

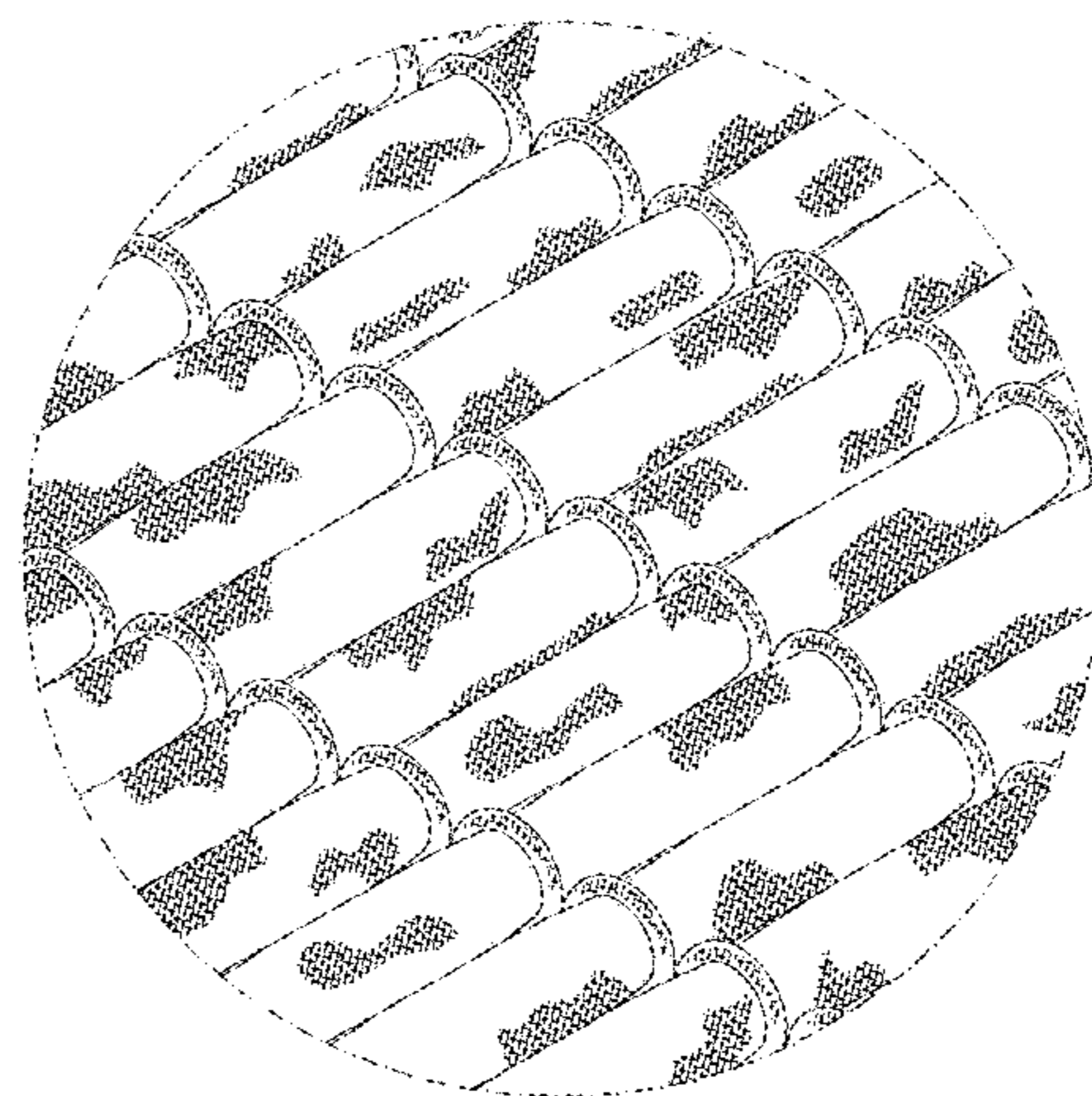
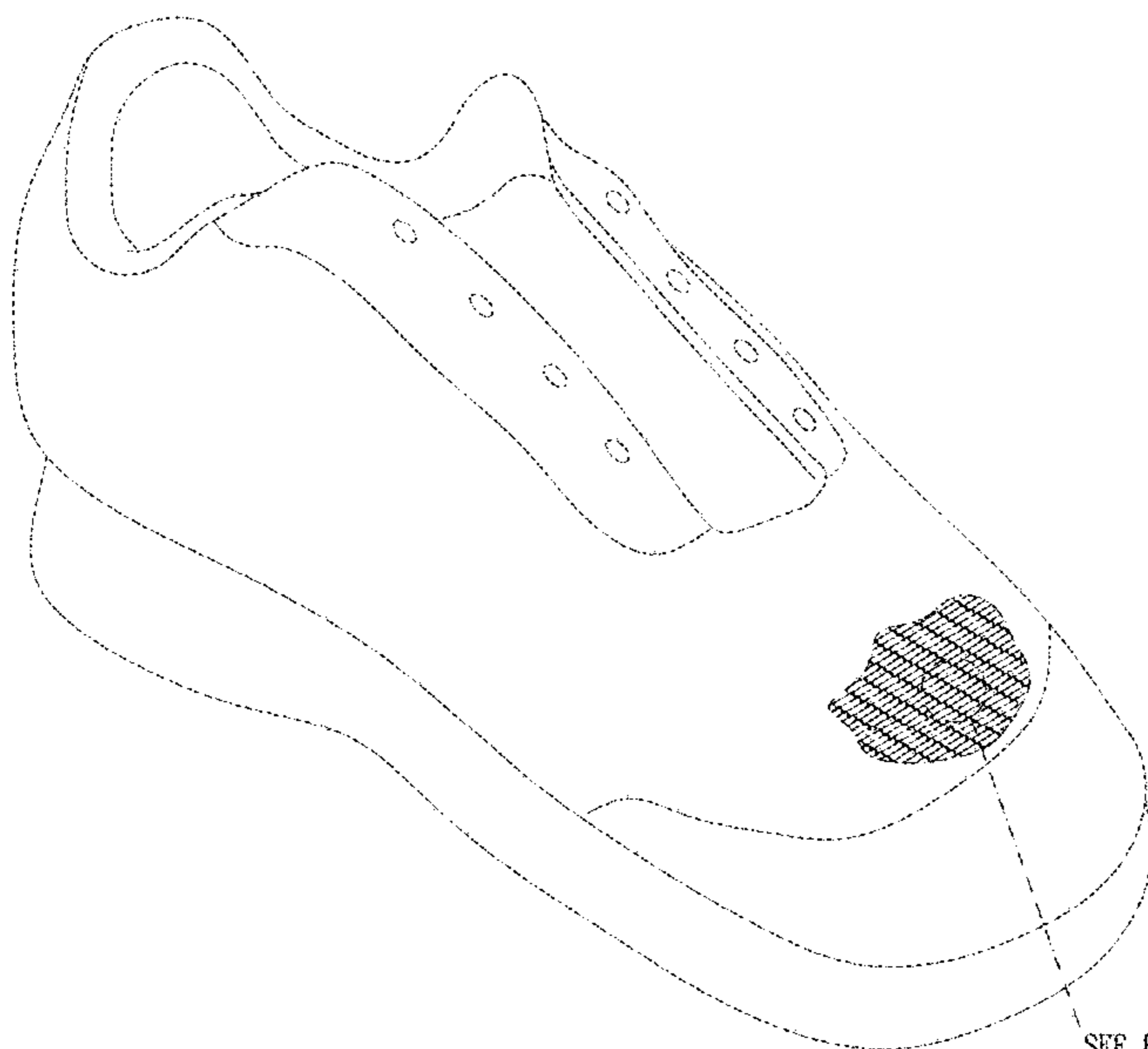
FIG. 1 is a perspective view of a shoe upper showing my new design;

FIG. 2 is an enlarged partial view of FIG. 1 thereof; and, FIG. 3 is a top plan view of FIG. 2.

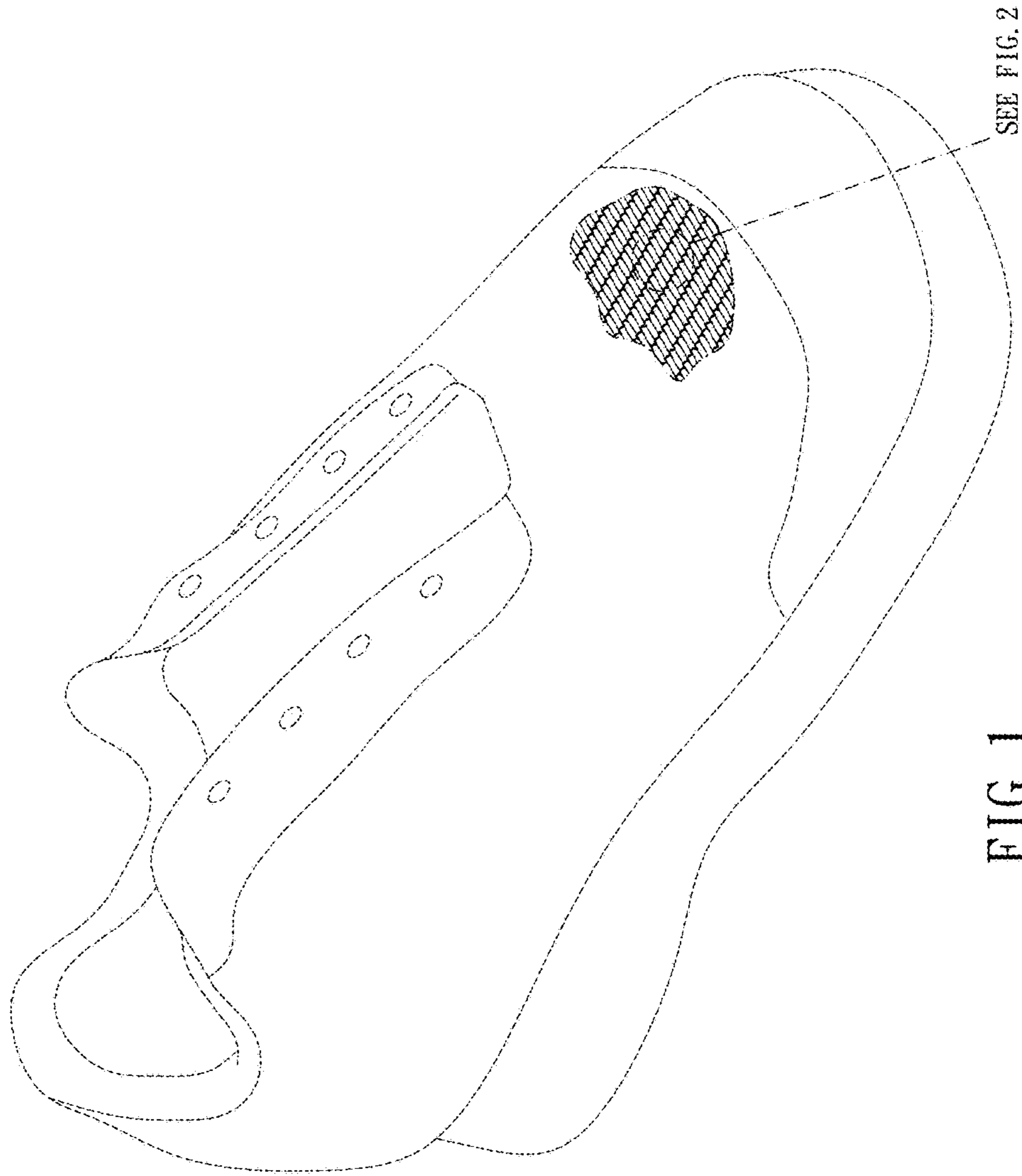
The grid pattern schematically depicted in FIGS. 2-3 is continuous throughout the surfaces on which it is shown.

The outermost dot-dashed line in FIG. 1 defines the bounds of the claim, and forms no part thereof. The broken lines in the drawing showing the remainder of the shoe upper in the context of a shoe are for environmental purposes only and form no part of the claimed design.

1 Claim, 3 Drawing Sheets



SEE FIG. 2



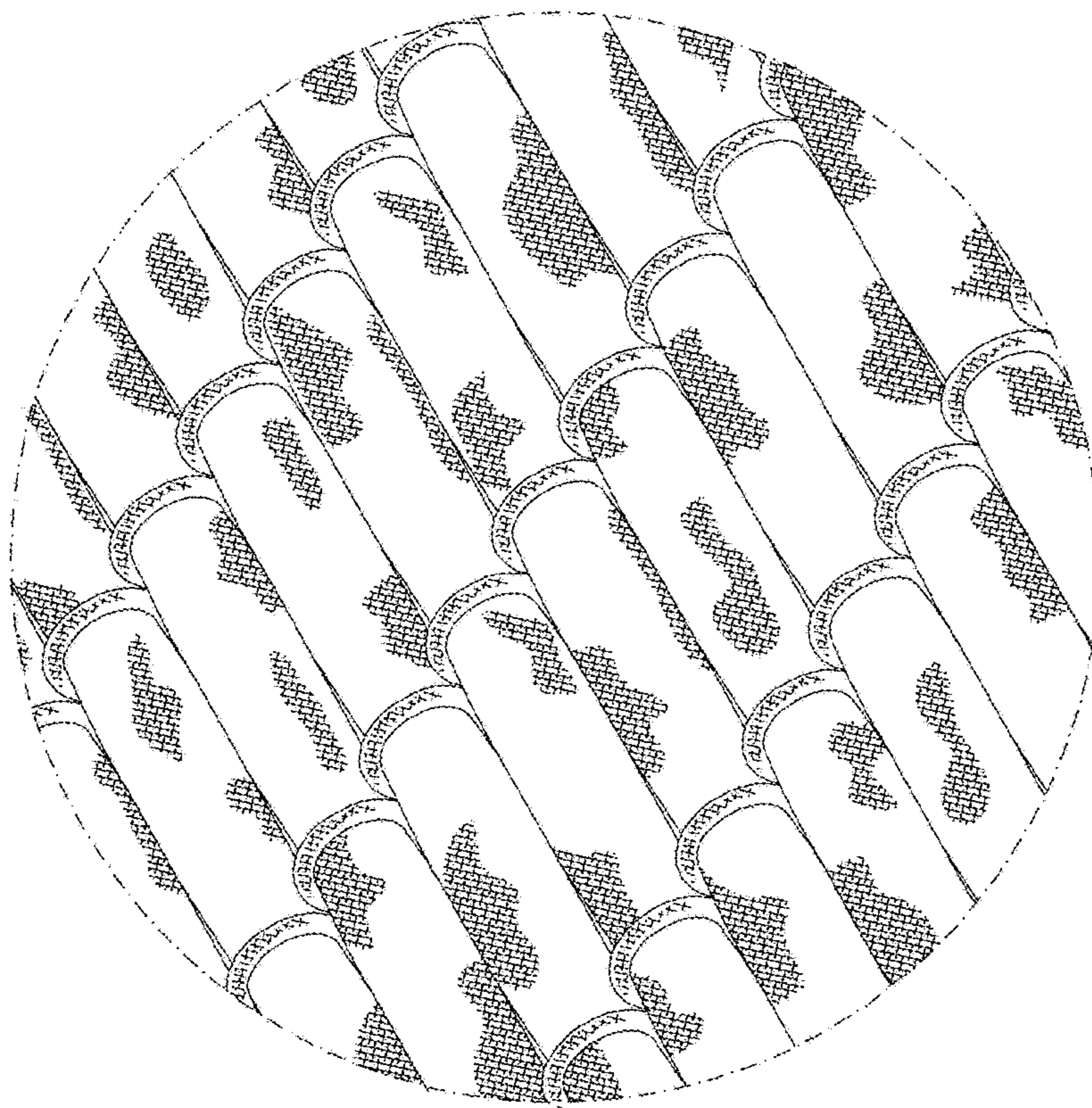


FIG. 2

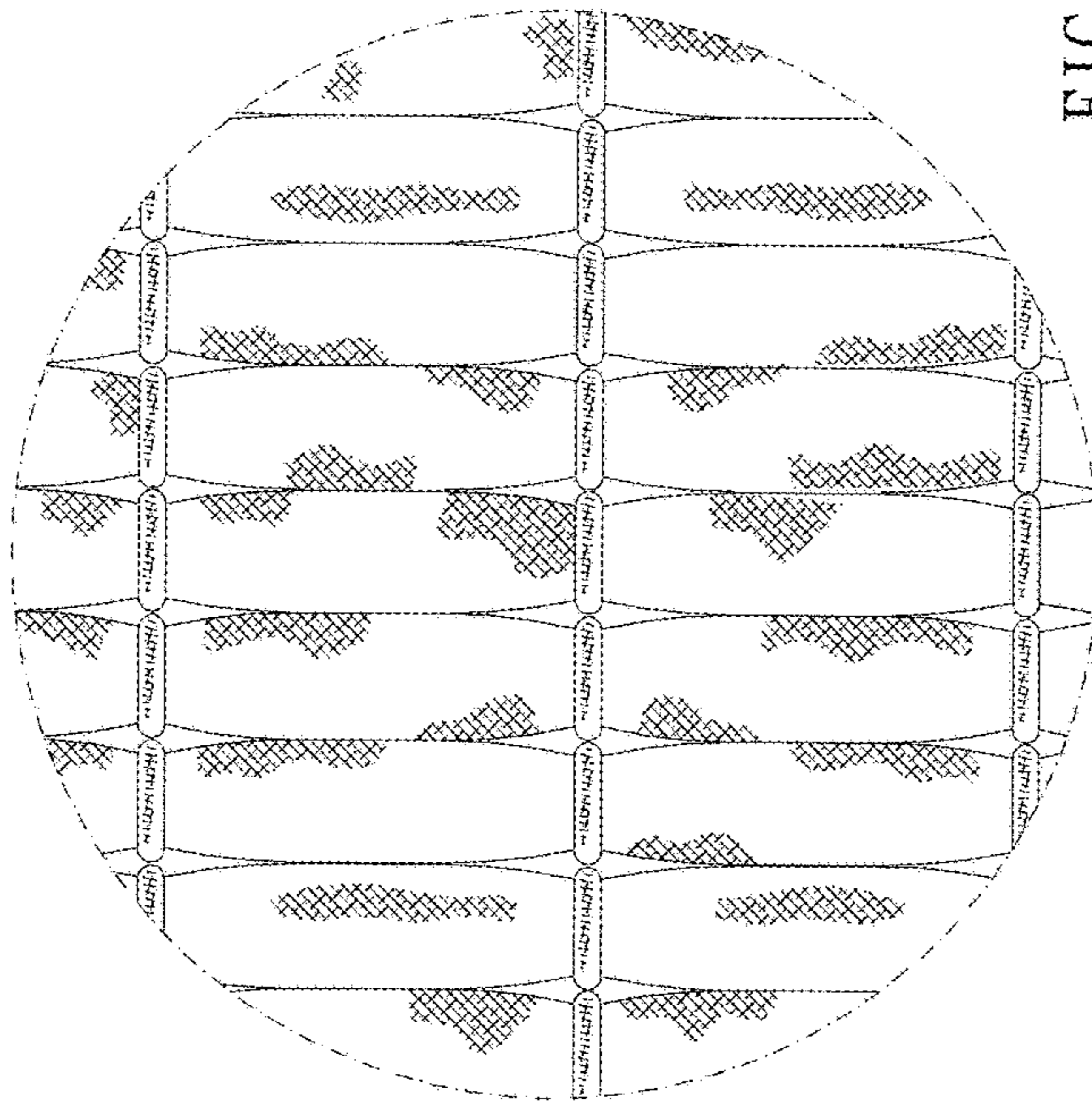


FIG. 3