



US00D802864S

(12) **United States Design Patent**
McCoy

(10) **Patent No.:** **US D802,864 S**

(45) **Date of Patent:** **** Nov. 14, 2017**

(54) **WALL ATTACHABLE DEBRIS CATCHER**

(71) Applicant: **Ronneil McCoy**, Brooklyn, NY (US)

(72) Inventor: **Ronneil McCoy**, Brooklyn, NY (US)

(**) Term: **15 Years**

(21) Appl. No.: **29/537,180**

(22) Filed: **Aug. 24, 2015**

(51) **LOC (10) Cl.** **09-09**

(52) **U.S. Cl.**
USPC **D34/1**

(58) **Field of Classification Search**
USPC D34/1, 5, 6-9, 10; 220/908, 476, 477;
D18/34.9; 206/460; 383/89; D19/90;
224/563

CPC Y10S 220/908; B65D 31/18; B65D 33/14;
B65F 1/00

See application file for complete search history.

(56) **References Cited**

U.S. PATENT DOCUMENTS

3,561,670	A	2/1971	Segal	
3,747,776	A	7/1973	Gross	
4,328,895	A	5/1982	Jaeger	
D295,638	S *	5/1988	Evenson	D19/90
4,930,906	A *	6/1990	Hemphill	B65D 31/02 229/117.27
D325,659	S *	4/1992	Edmonds	D34/1
5,118,019	A *	6/1992	Harrison	B60K 15/05 224/555
D332,679	S *	1/1993	Hines	D34/1

D332,854	S *	1/1993	Waterston	D34/10
D334,330	S	3/1993	Moshammer	
D401,708	S *	11/1998	Arbak	D34/1
5,911,324	A	6/1999	Hammer	
5,915,839	A	6/1999	Dennis	
D568,569	S *	5/2008	Wood	D34/1
8,382,872	B2	2/2013	Woo	
2004/0120607	A1	6/2004	Goren	

* cited by examiner

Primary Examiner — Thomas Johannes

Assistant Examiner — Gino Colan

(57) **CLAIM**

The ornamental design for a wall attachable debris catcher, as shown and described.

DESCRIPTION

FIG. 1 is a front view of a wall attachable debris catcher showing my new design;

FIG. 2 is a rear view of the wall attachable debris catcher;

FIG. 3 is a left side view of the wall attachable debris catcher, a right side view being a mirror image thereof;

FIG. 4 is a top view of the wall attachable debris catcher;

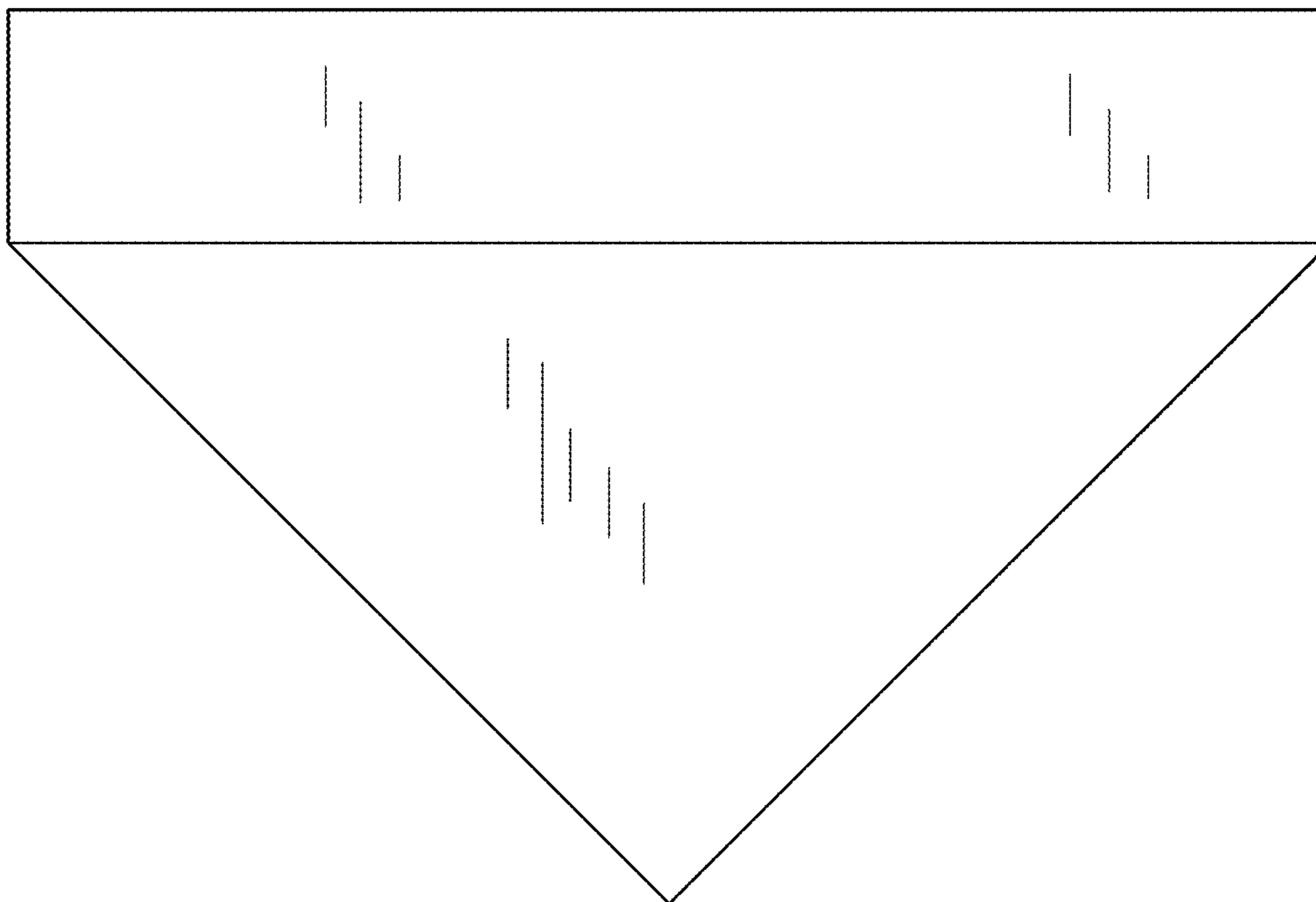
FIG. 5 is a bottom view of the wall attachable debris catcher; and,

FIG. 6 is a top front side perspective view of the wall attachable debris catcher.

The angled side walls have a consistent thickness extending to the bottom of the device.

The stipple shading shown in FIG. 2 depict contrasting appearance.

1 Claim, 3 Drawing Sheets



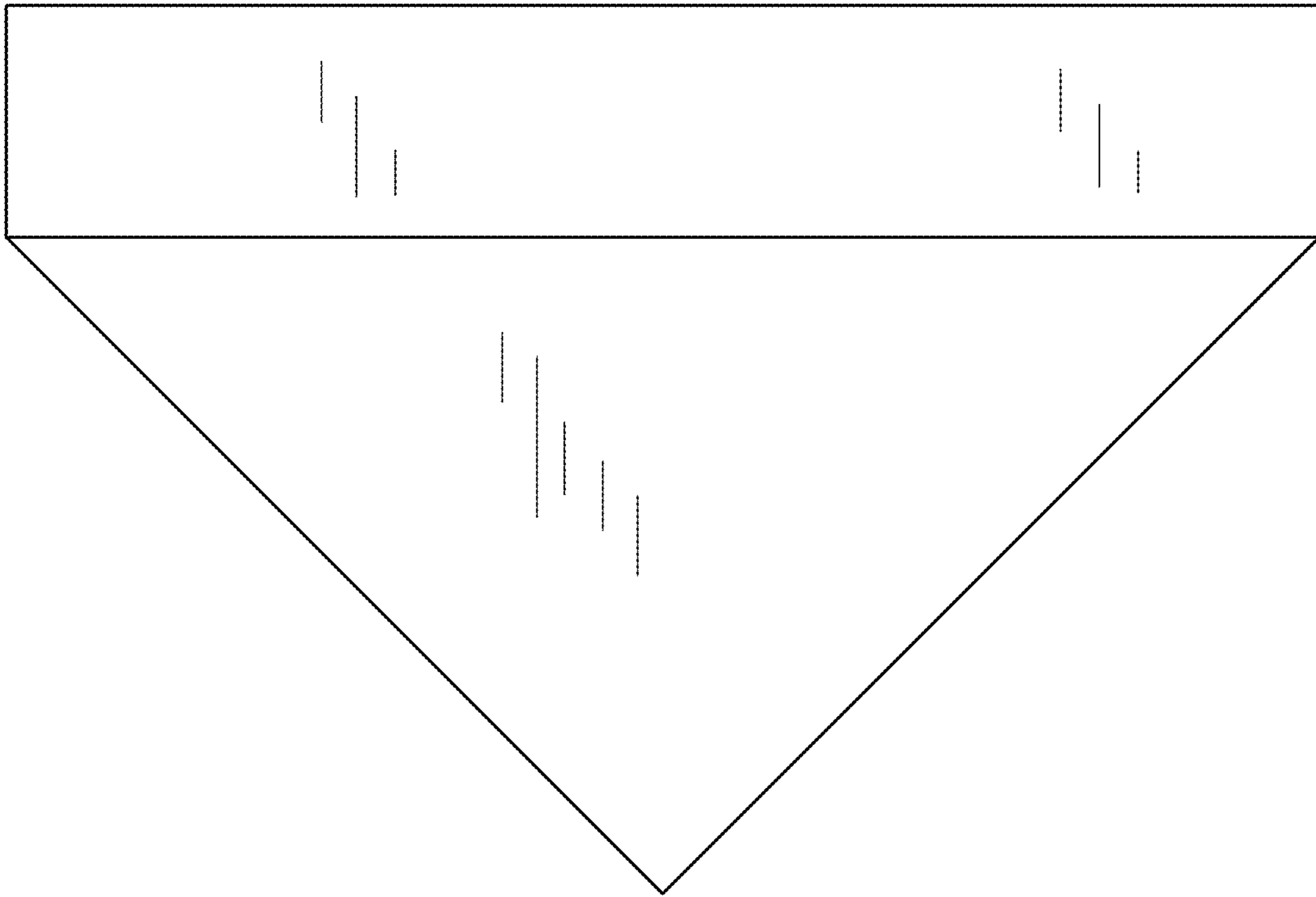


FIG. 1

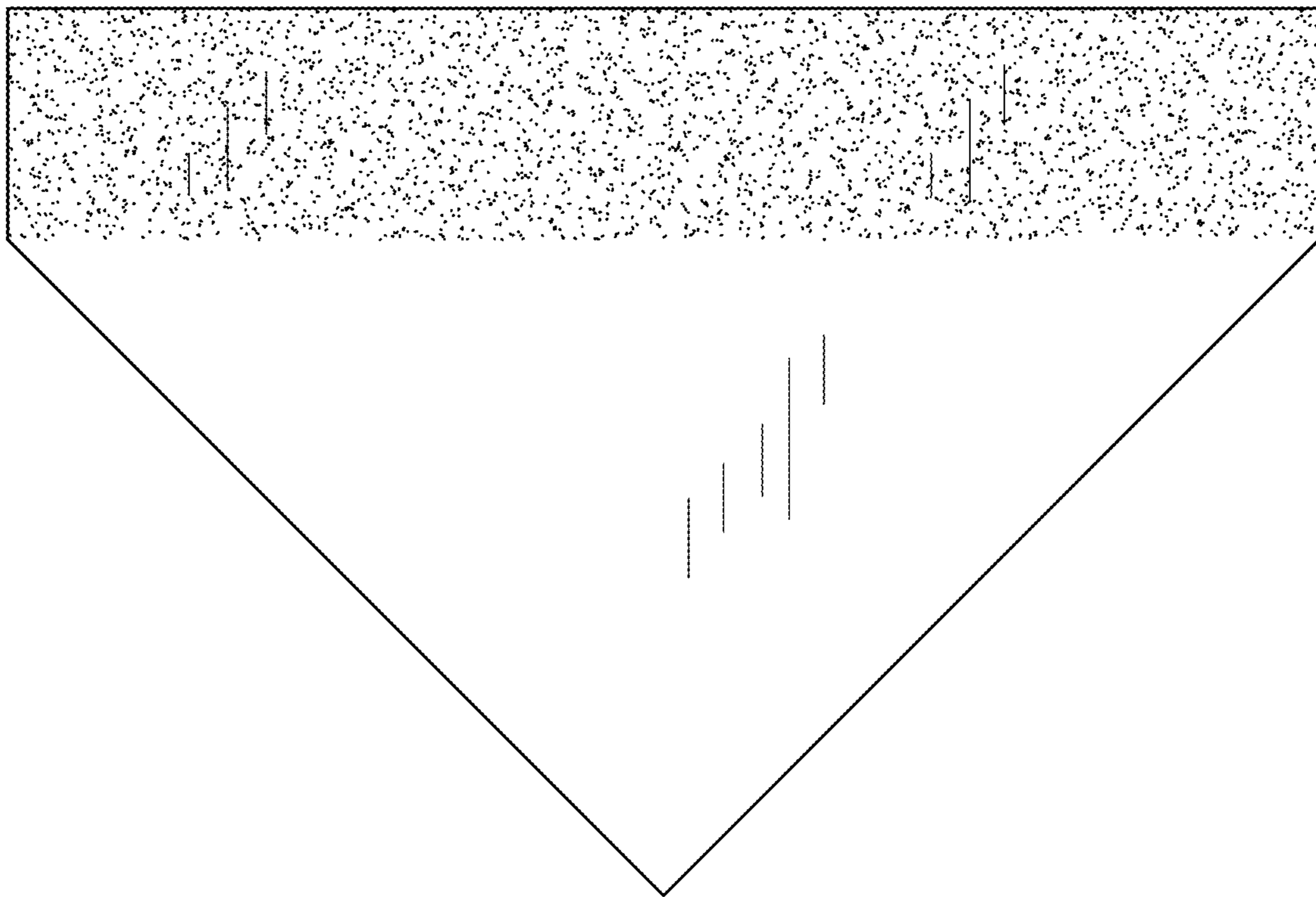


FIG. 2




FIG. 3

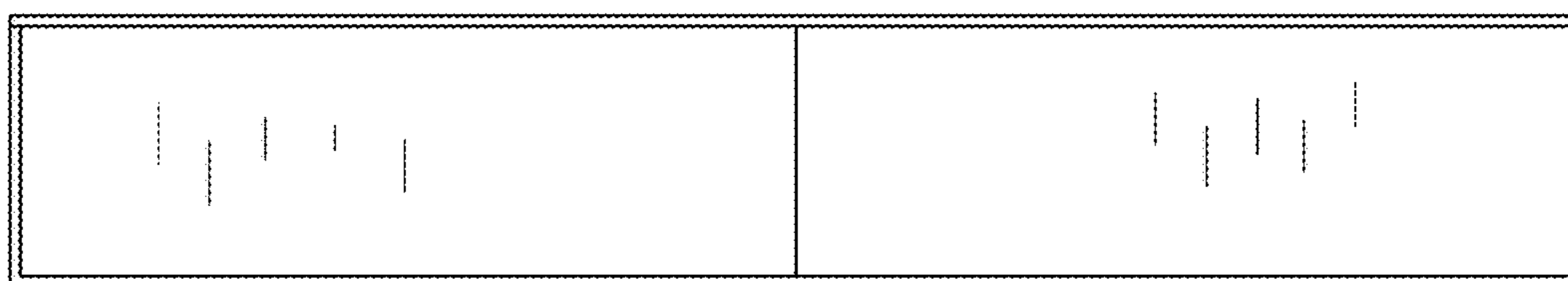


FIG. 4

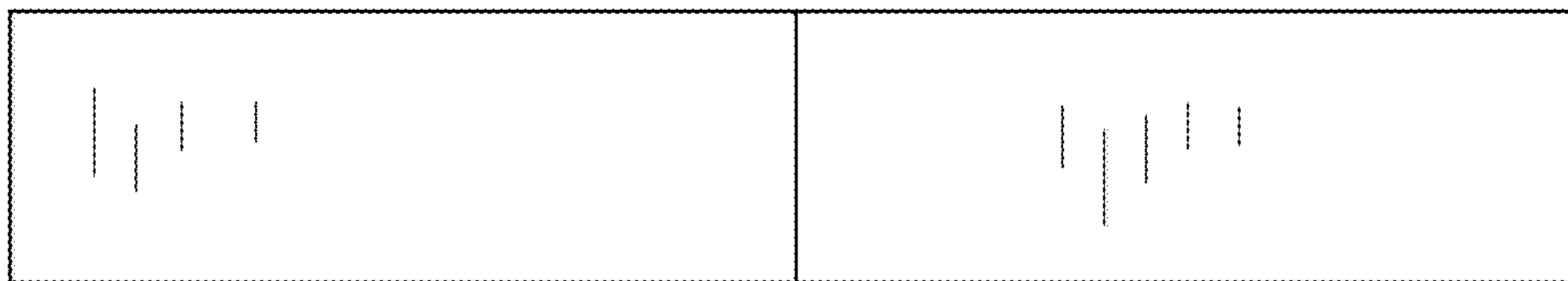


FIG. 5

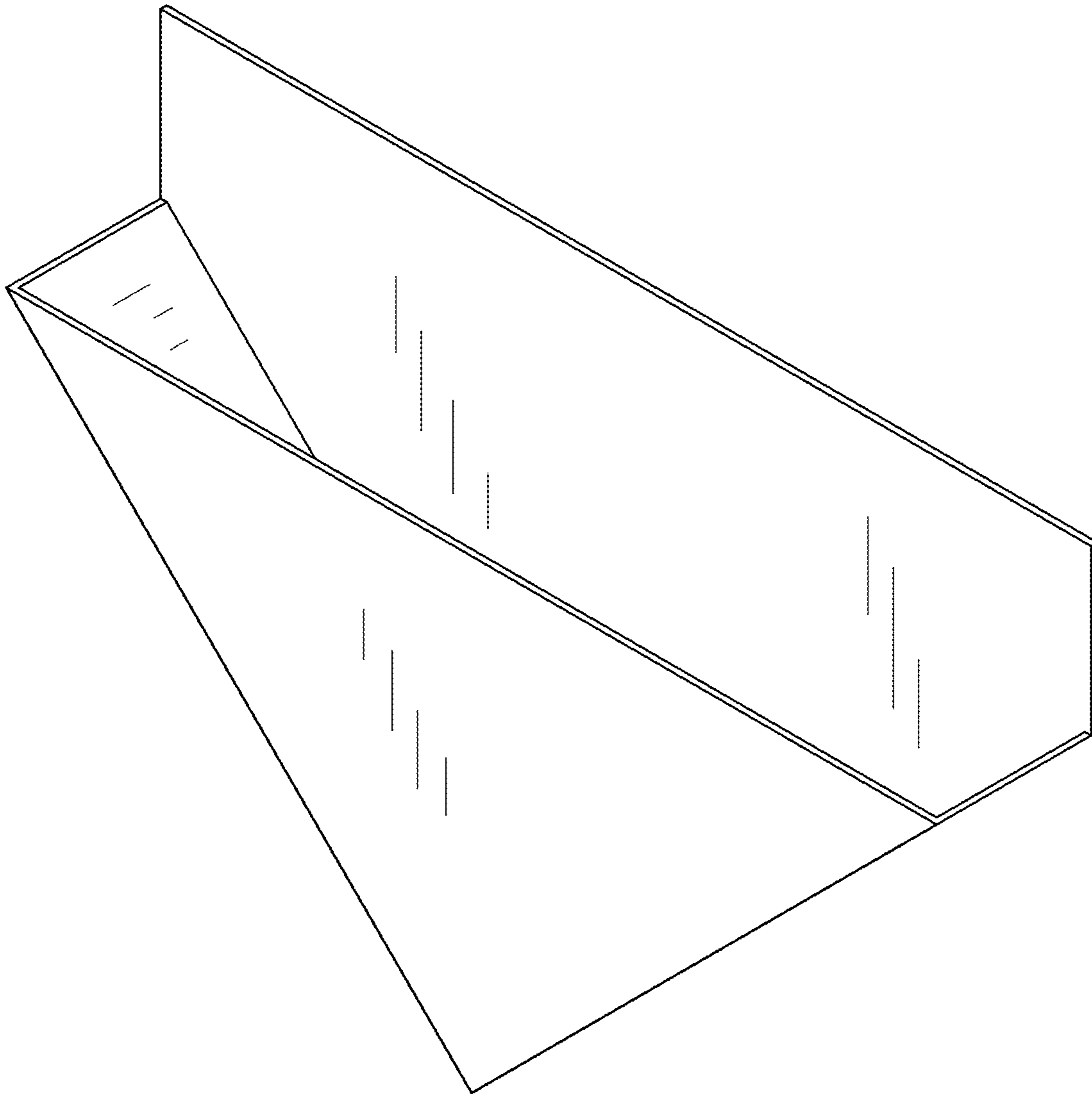


FIG. 6