



US00D802825S

(12) **United States Design Patent** (10) **Patent No.:** **US D802,825 S**
Michael (45) **Date of Patent:** **** Nov. 14, 2017**

(54) **TABLE LAMP**
(71) Applicant: **FLOS S.P.A.**, Bovezzo (IT)
(72) Inventor: **Anastassiades Michael**, Brescia (IT)
(73) Assignee: **FLOS S.p.A.**, Bovezzo (Brescia) (IT)
(**) Term: **15 Years**
(21) Appl. No.: **35/500,378**
(22) Filed: **Oct. 1, 2015**
(80) **Hague Agreement Data**
Int. Filing Date: **Oct. 1, 2015**
Int. Reg. No.: **DM/088522**
Int. Reg. Date: **Oct. 1, 2015**
Int. Reg. Pub. Date: **Dec. 18, 2015**

(30) **Foreign Application Priority Data**
Apr. 7, 2015 (IT) BS2015O0013
(51) **LOC (10) Cl.** **26-99**
(52) **U.S. Cl.**
USPC **D26/93**
(58) **Field of Classification Search**
USPC D26/24, 63, 65, 69, 88, 93, 102, 104,
D26/107, 108, 110; 362/257, 310,
362/311.13, 351, 362, 363, 410, 414
CPC .. F21S 6/00; F21S 6/002; F21V 21/00; F21V
21/02; F21V 23/04
See application file for complete search history.

(56) **References Cited**
U.S. PATENT DOCUMENTS
D76,368 S 9/1928 Baker
D283,255 S 4/1986 Ikeda
D285,978 S 9/1986 Rice
D302,867 S 8/1989 Dennis
D360,415 S 7/1995 Mark
D361,398 S 8/1995 Neall, III

D361,401 S 8/1995 Von Kluck
D376,666 S 12/1996 Shalvi
D385,374 S 10/1997 Shalvi
D480,497 S 10/2003 LauTing Yup
6,644,834 B2 11/2003 Christen
D529,221 S 9/2006 Chow
D556,942 S 12/2007 Opolka
D587,841 S 3/2009 Peng
D590,097 S 4/2009 Tam
D625,879 S 10/2010 Sabemig
D646,836 S 10/2011 Wauters
D658,317 S 4/2012 Eberle
D670,016 S 10/2012 Sprengers
D670,424 S 11/2012 Lee
D690,873 S * 10/2013 Meise D26/88
D715,985 S * 10/2014 Anastassiades D26/88
D715,993 S * 10/2014 Grcic D26/138
D720,491 S * 12/2014 Anastassiades D26/88

(Continued)

OTHER PUBLICATIONS

U.S. Appl. No. 35/500,407, filed Oct. 1, 2015.
U.S. Appl. No. 35/500,409, filed Oct. 1, 2015.

Primary Examiner — Zenia Bennett
(74) *Attorney, Agent, or Firm* — Thomas | Horstemeyer,
LLP

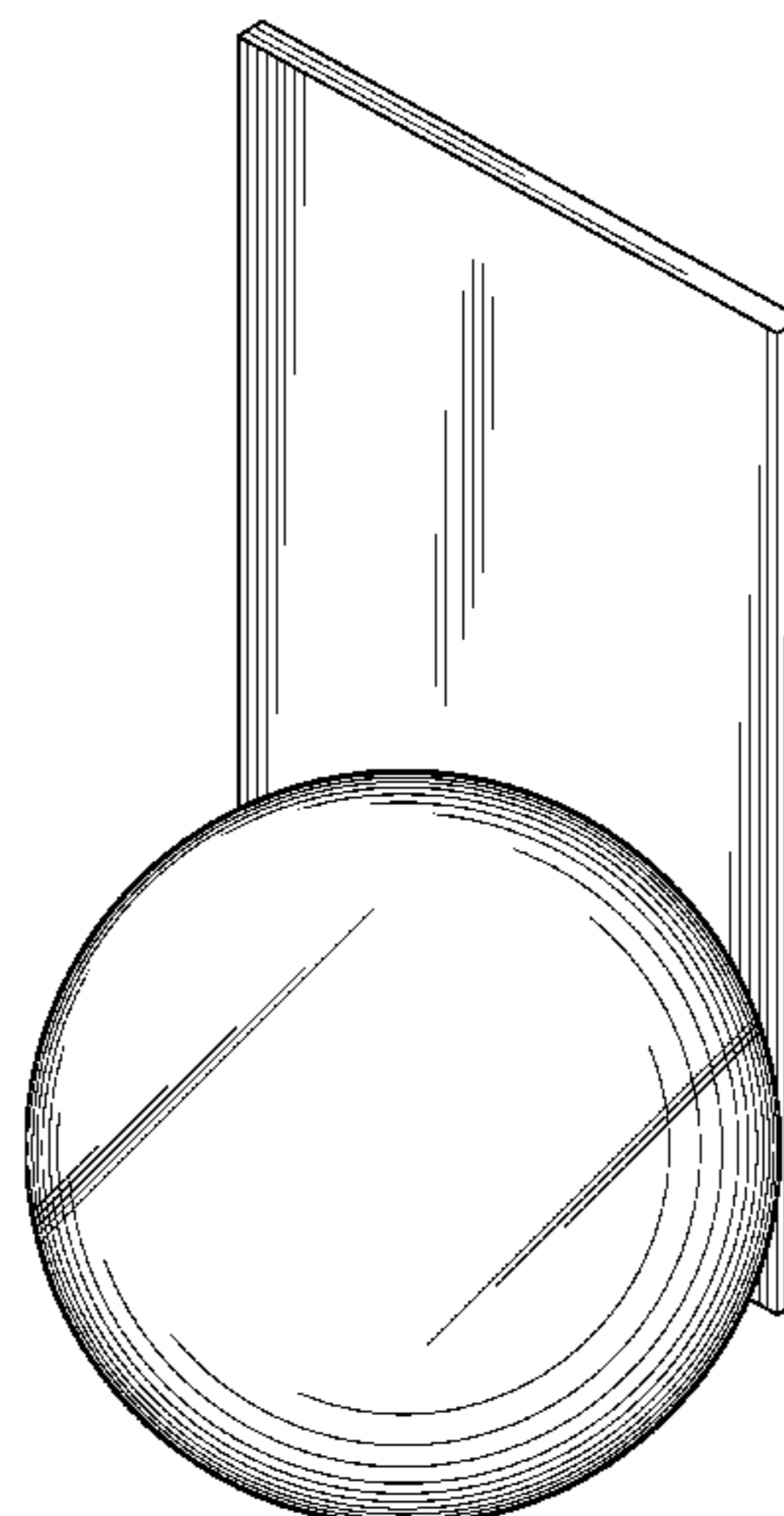
(57) **CLAIM**

The ornamental design for a table lamp, as shown and described.

DESCRIPTION

Fig. 1.1 is a perspective view;
Fig. 1.2 is a right side elevation view;
Fig. 1.3 is a left side elevation view;
Fig. 1.4 is a front elevation view;
Fig. 1.5 is a rear elevation view;
Fig. 1.6 is a top plan view; and
Fig. 1.7 is a bottom plan view.
The model is a table lamp with a base having a rectangular shape and a shade having a spherical shape.

1 Claim, 7 Drawing Sheets



(56)


References Cited

U.S. PATENT DOCUMENTS

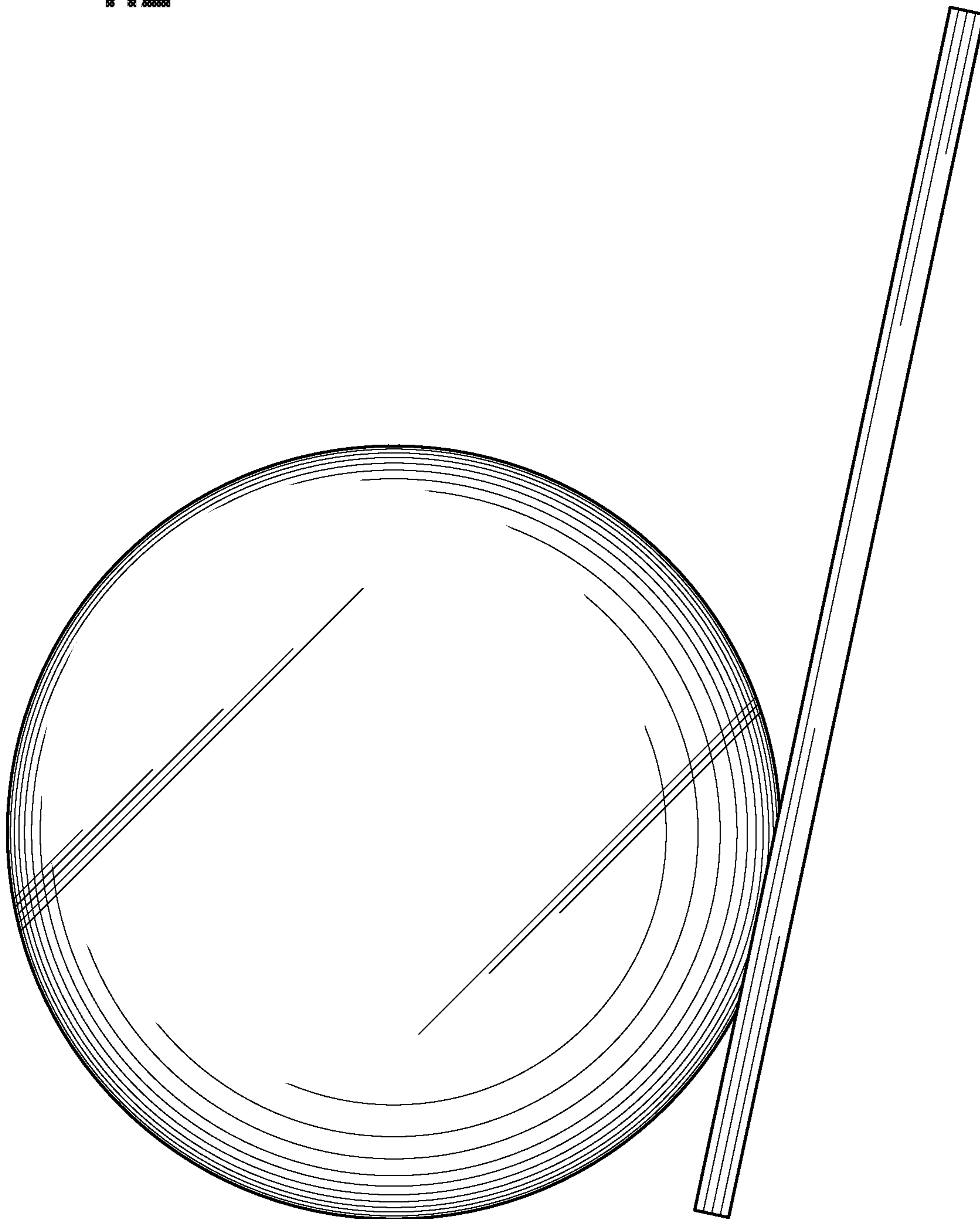
D721,453 S	*	1/2015	Anastassiades	D26/88
D729,431 S	*	5/2015	Miller	D26/88
D731,111 S		6/2015	Chen	
D732,229 S		6/2015	Anastassiades	
D732,230 S		6/2015	Anastassiades	
D732,231 S		6/2015	Anastassiades	
D747,535 S		1/2016	Johnson	
D747,824 S		1/2016	Stolte	
D748,316 S		1/2016	Sakurai	
D752,802 S		3/2016	Johnson	
D757,986 S		5/2016	Johnson	
D758,349 S		6/2016	Chen	
D761,341 S		7/2016	Katori	
D766,064 S		9/2016	Yuki	

* cited by examiner


1.1




1.2




1.3



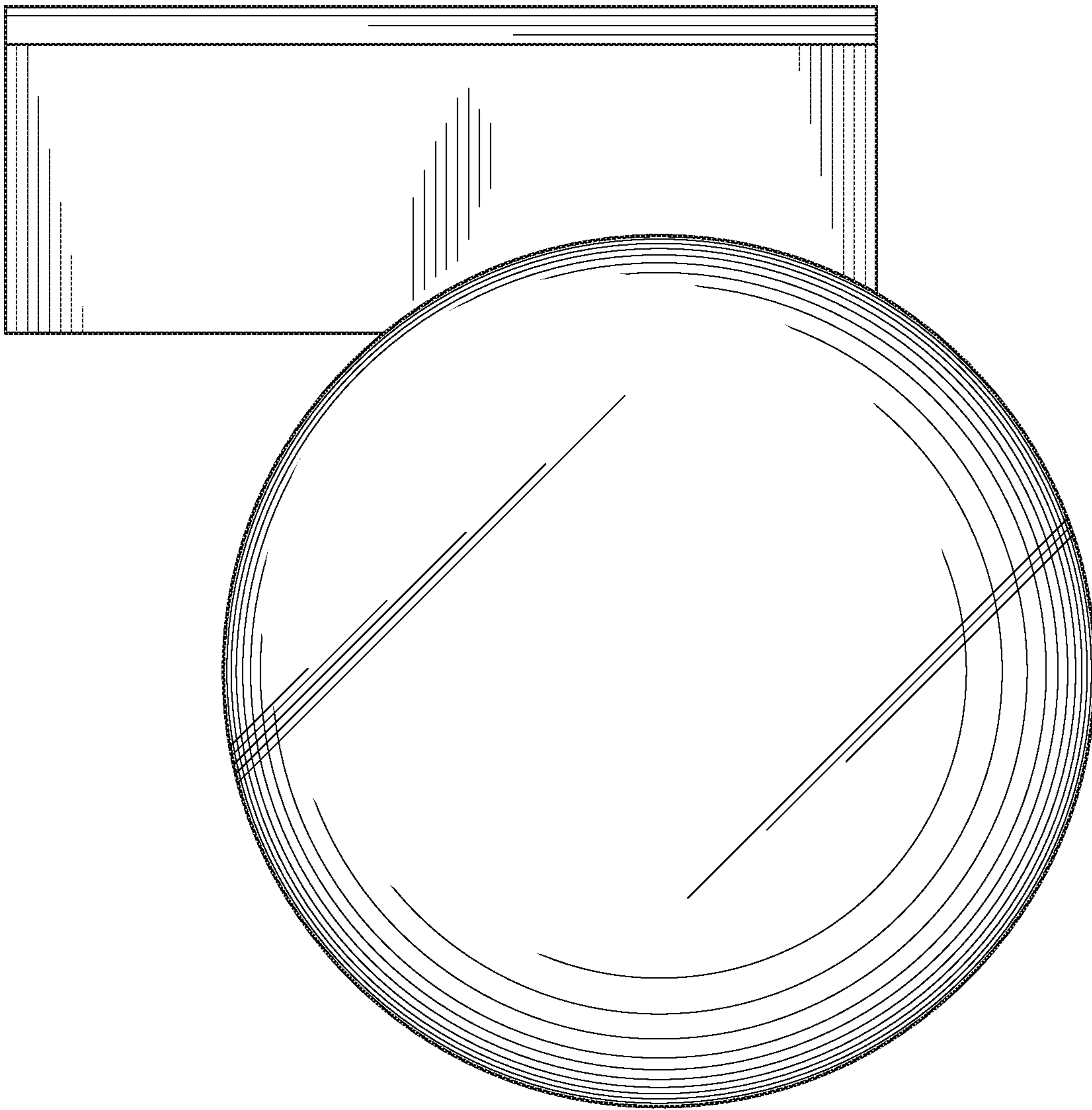
1.4



1.5



1.6



1.7

