



US00D802822S

(12) **United States Design Patent** (10) **Patent No.:** **US D802,822 S**  
**Hendifar et al.** (45) **Date of Patent:** **\*\* Nov. 14, 2017**

(54) **LIGHTING FIXTURE**

(71) Applicant: **Apparatus LLC**, New York, NY (US)

(72) Inventors: **Gabriel Hendifar**, Rhinebeck, NY (US); **Jeremy R. Anderson**, Rhinebeck, NY (US)

(73) Assignee: **Apparatus LLC**, New York, NY (US)

(\*\*) Term: **15 Years**

(21) Appl. No.: **29/562,880**

(22) Filed: **Apr. 29, 2016**

(51) **LOC (10) Cl.** ..... **26-03**

(52) **U.S. Cl.**  
USPC ..... **D26/86**; D26/67

(58) **Field of Classification Search**  
USPC ..... D26/67, 69, 70, 71, 80, 85, 86, 87, 102, D26/118

CPC .... F21S 6/005; F21S 8/03; F21S 8/031; F21S 8/033; F21S 8/036; F21S 8/04; F21S 8/043; F21S 8/046; F21S 8/06; F21S 8/061; F21S 8/063; F21S 8/065; F21S 8/066; F21S 8/068

See application file for complete search history.

(56) **References Cited**

**U.S. PATENT DOCUMENTS**

D110,165 S *	6/1938	Arenberg	.....	D26/76
D117,911 S *	12/1939	Sacksteder, Jr.	.....	D26/128
D129,921 S *	10/1941	Irmischer	.....	362/225
D155,123 S *	9/1949	Boynton	.....	D26/80
2,543,713 A *	2/1951	Yeager	.....	F21S 8/04 362/216
D180,251 S *	5/1957	Stiffel	.....	D26/102
D180,535 S *	6/1957	Stevens	.....	D26/24
2,878,372 A *	3/1959	Fry	.....	F21S 8/00 362/216
D189,857 S *	3/1961	Lasker	.....	D26/85
D203,350 S *	12/1965	Bobrick	.....	D26/69

D203,351 S *	12/1965	Bobrick	.....	D26/69
D226,533 S *	3/1973	Porter	.....	D26/102
D240,653 S *	7/1976	Eftekhar	.....	D26/80
D294,179 S *	2/1988	Lasker	.....	D26/65
D349,357 S *	8/1994	Herst	.....	D26/76
D374,735 S *	10/1996	Huang	.....	D26/102
D377,993 S *	2/1997	Herst	.....	D26/107
D380,564 S *	7/1997	Yuen	.....	D26/26
D411,030 S *	6/1999	Chen	.....	D26/87
D498,018 S *	11/2004	Sieczkowski	.....	D26/118
D565,774 S *	4/2008	Martineau	.....	D26/72
D619,291 S *	7/2010	Thevenot	.....	D26/75
D647,241 S *	10/2011	Takahashi	.....	D26/72
D674,951 S *	1/2013	Sonneman	.....	D26/102

(Continued)

**OTHER PUBLICATIONS**

Ormonde Furniture & Interiors; Facebook Posting of Feb. 4, 2016; Modèle 'Gélule'—Collection Joseph Dirand; Design: Joseph Dirand pour Ozone.

*Primary Examiner* — Clare E Heflin

(74) *Attorney, Agent, or Firm* — Gottlieb, Rackman & Reisman, P.C.

(57) **CLAIM**

The ornamental design for a lighting fixture, as shown and described.

**DESCRIPTION**

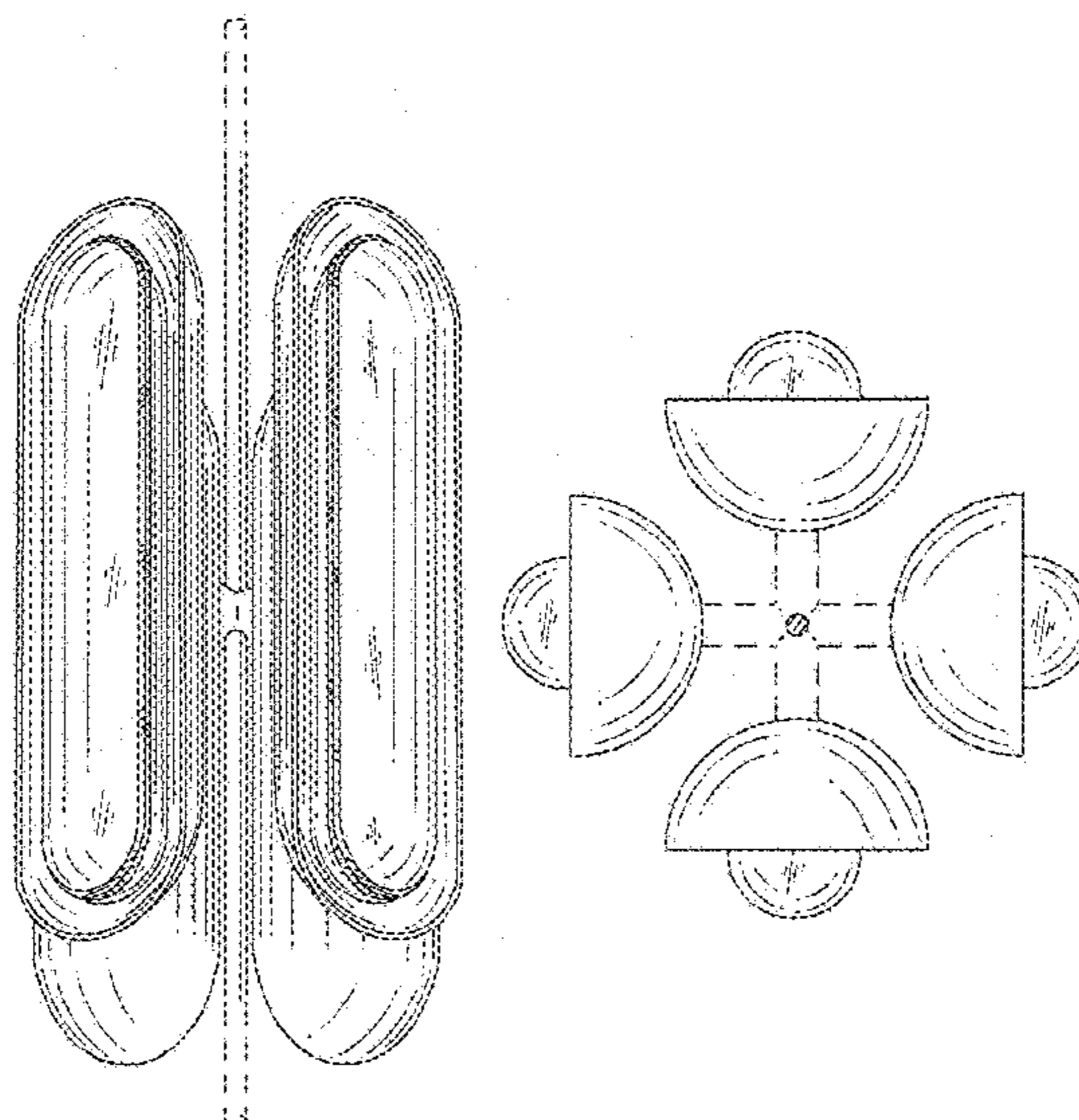
FIG. 1 is a front perspective view of the lighting fixture showing our new design;

FIG. 2 is a top plan view thereof, with the bottom plan view being the same; and,

FIG. 3 is a left side elevational view thereof, with the right side elevational view, the front elevational view, and the rear elevational view all being the same.

The broken lines in FIG. 1-FIG. 3 are for the purposes of illustrating environment only and form no part of the claimed design.

**1 Claim, 2 Drawing Sheets**



(56)

**References Cited**

U.S. PATENT DOCUMENTS

D742,054 S \* 10/2015 Fisher ..... D26/85  
D784,595 S \* 4/2017 Amato ..... D26/85  
2014/0126193 A1\* 5/2014 Dixon ..... F21S 8/063  
362/217.02  
2017/0198872 A1\* 7/2017 Sonneman ..... F21S 8/065  
2017/0198894 A1\* 7/2017 Sonneman ..... F21V 21/35

\* cited by examiner

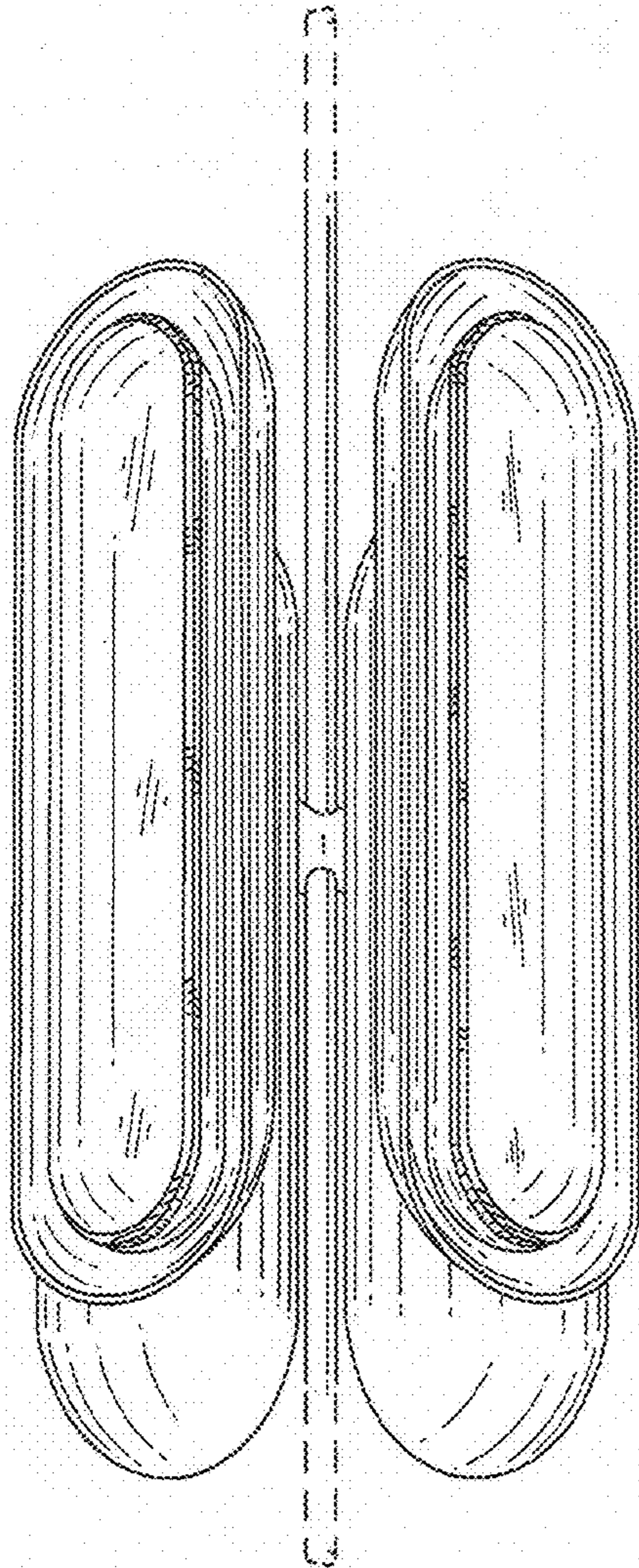


FIG. 1

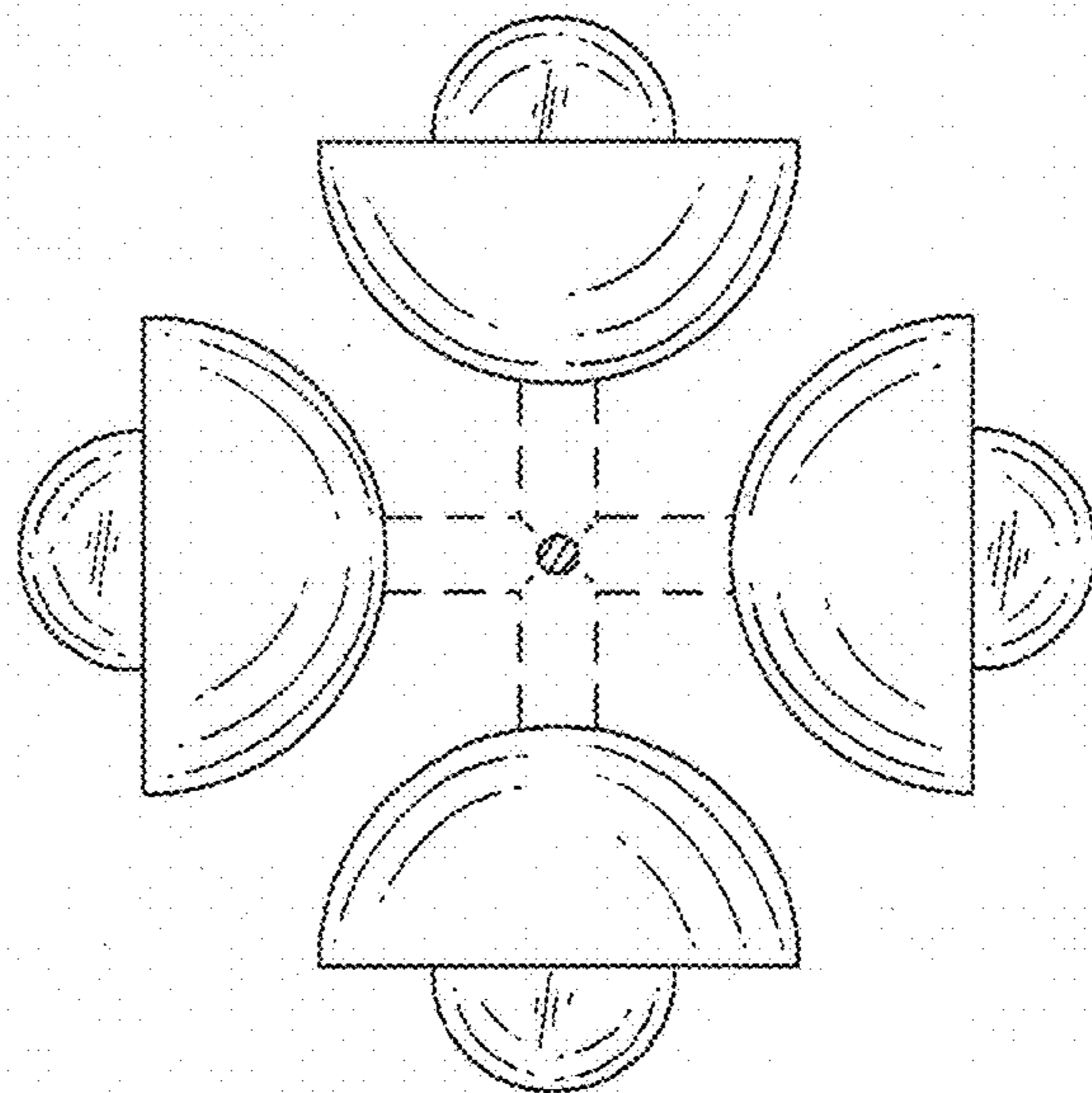


FIG. 2



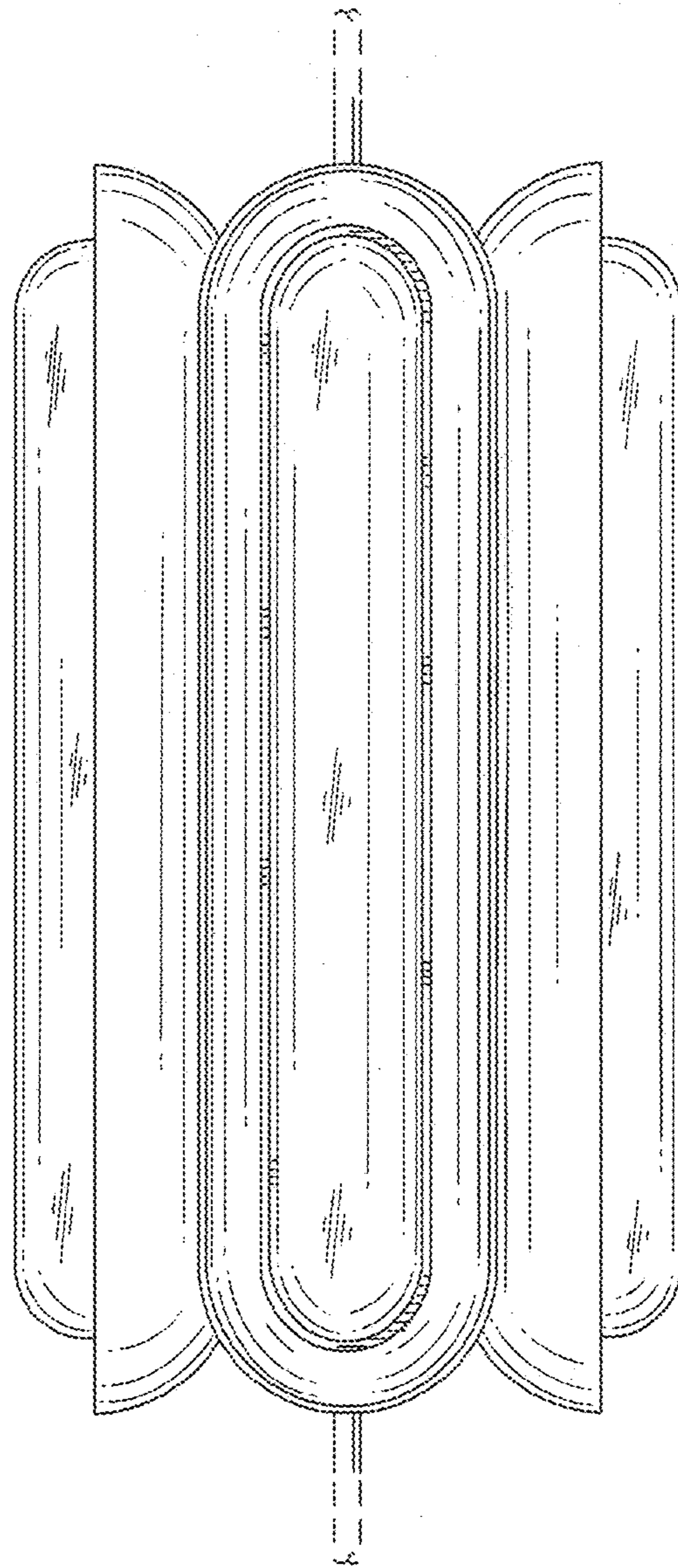


FIG. 3