



US00D802807S

(12) **United States Design Patent**  
**Walker**

(10) **Patent No.:** **US D802,807 S**

(45) **Date of Patent:** **\*\* Nov. 14, 2017**

(54) **FACEPLATE**

(71) Applicant: **Custom Molded Products, Inc.**,  
Newnan, GA (US)

(72) Inventor: **Victor L. Walker**, Temecula, CA (US)

(73) Assignee: **Custom Molded Products, LLC**,  
Newnan, GA (US)

(\*\*) Term: **14 Years**

(21) Appl. No.: **29/507,796**

(22) Filed: **Oct. 30, 2014**

(51) **LOC (10) Cl.** ..... **26-05**

(52) **U.S. Cl.**  
USPC ..... **D26/26**

(58) **Field of Classification Search**  
USPC ..... D26/26, 24, 113, 118, 119, 120;  
D23/366, 367, 369; 362/640, 641, 642,  
362/643, 644, 650, 651, 652, 653, 659  
CPC ..... F21S 8/035; F21V 23/06; F21V 23/0442;  
F21W 2121/00; H01R 2103/00  
See application file for complete search history.

(56) **References Cited**

**U.S. PATENT DOCUMENTS**

D425,221 S *	5/2000	Burns	.....	D26/26
D432,688 S *	10/2000	Petterson	.....	D26/26
D459,502 S *	6/2002	Chen	.....	D26/8
D460,202 S *	7/2002	Stekelenburg	.....	D26/26
D468,460 S *	1/2003	Yu	.....	D26/26
D574,095 S *	7/2008	Hill	.....	D26/26

D601,282 S *	9/2009	Howard	.....	D26/26
D706,972 S *	6/2014	Howard	.....	D26/113
D712,572 S *	9/2014	Dai	.....	D26/26
D736,449 S *	8/2015	Getty	.....	D26/110
D761,484 S *	7/2016	Laukkanen	.....	D26/118
2014/0098568 A1 *	4/2014	Taylor	.....	F21V 3/0436 362/650
2016/0173746 A1 *	6/2016	Chien	.....	F21S 8/035 348/159

\* cited by examiner

*Primary Examiner* — Angela J Lee

(74) *Attorney, Agent, or Firm* — Laurence P. Colton;  
Smith Tempel Blaha LLC

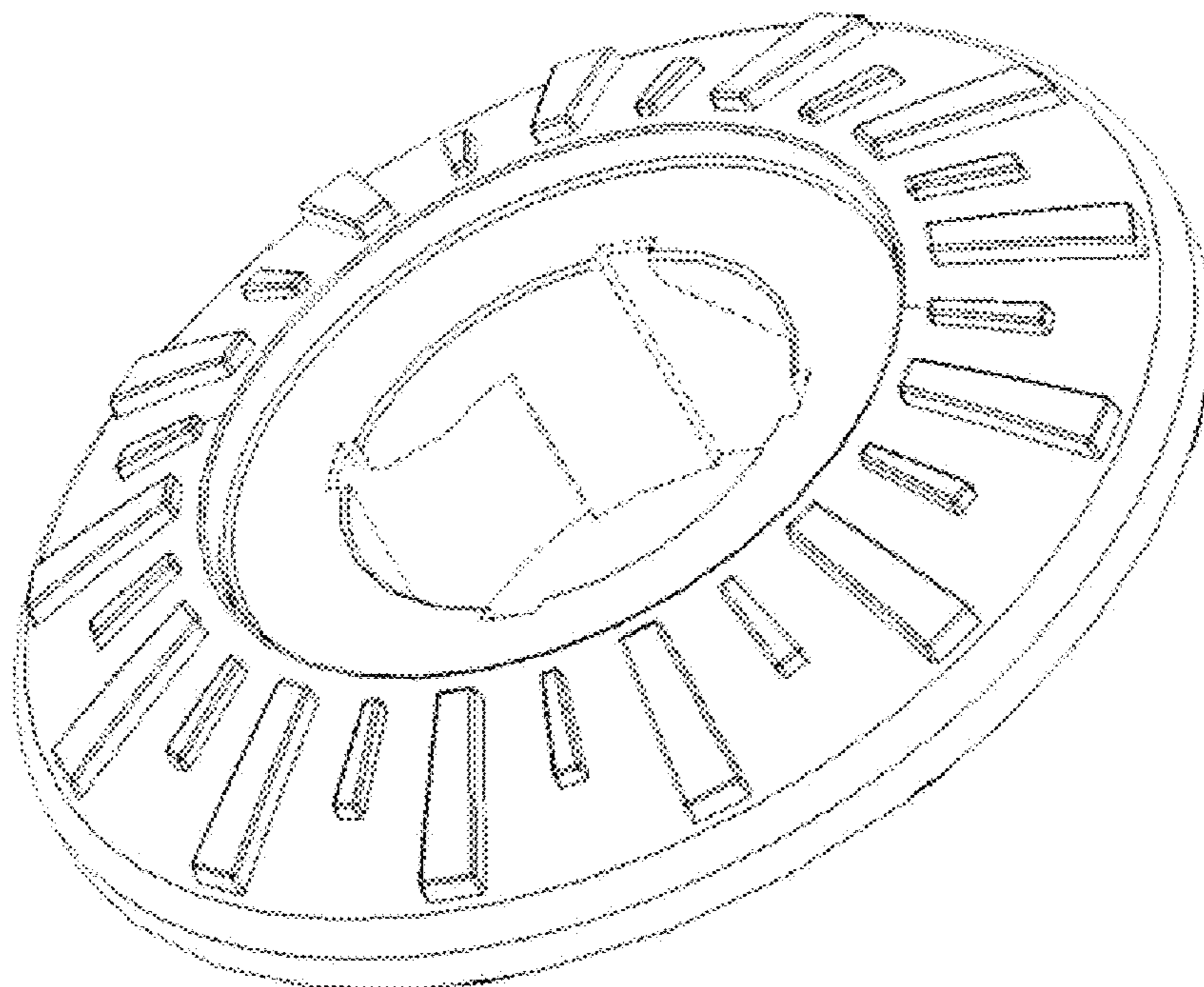
(57) **CLAIM**

The ornamental design for a faceplate, as shown and described.

**DESCRIPTION**

FIG. 1 is a perspective view of the faceplate of the present design.  
FIG. 2 is a top view of the faceplate of the present design.  
FIG. 3 is a front view of the faceplate of the present design.  
FIG. 4 is a back view of the faceplate of the present design.  
FIG. 5 is a left side view of the faceplate of the present design.  
FIG. 6 is a right side view of the faceplate of the present design; and,  
FIG. 7 is a bottom view of the faceplate of the present design.  
The broken line portions of the figures are included to show unclaimed subject matter only and form no part of the claimed design.

**1 Claim, 7 Drawing Sheets**



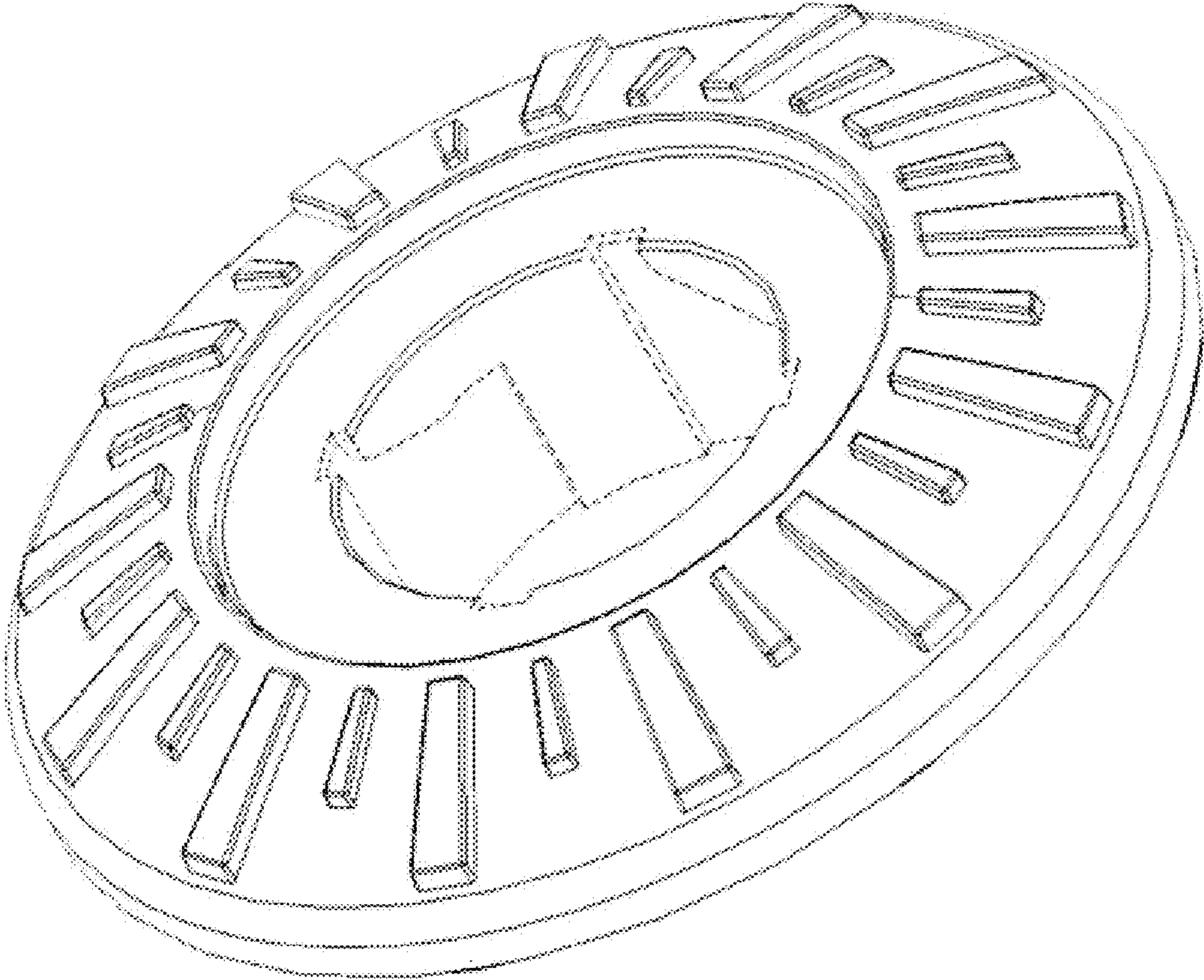


FIG. 1



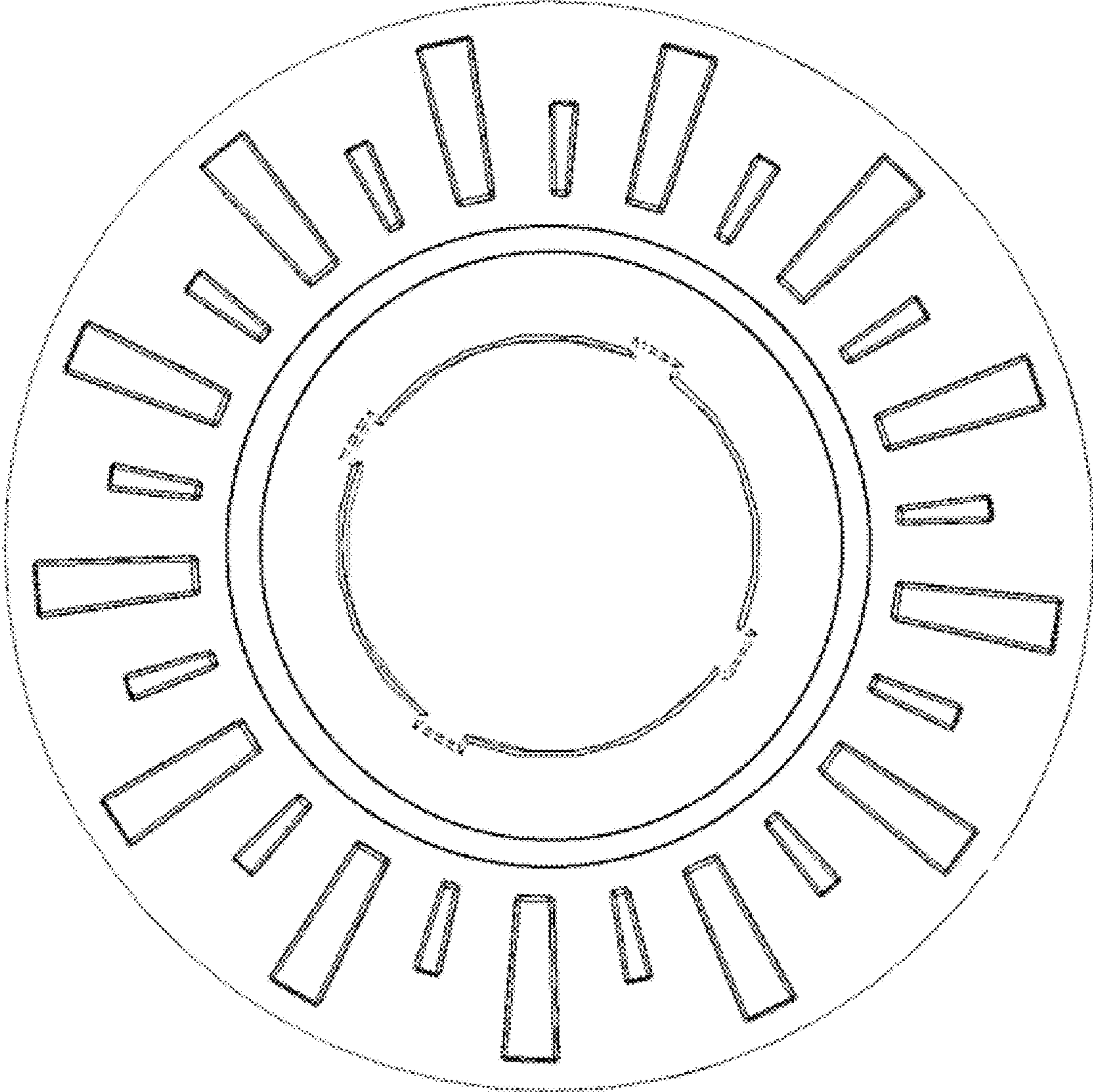


FIG. 2

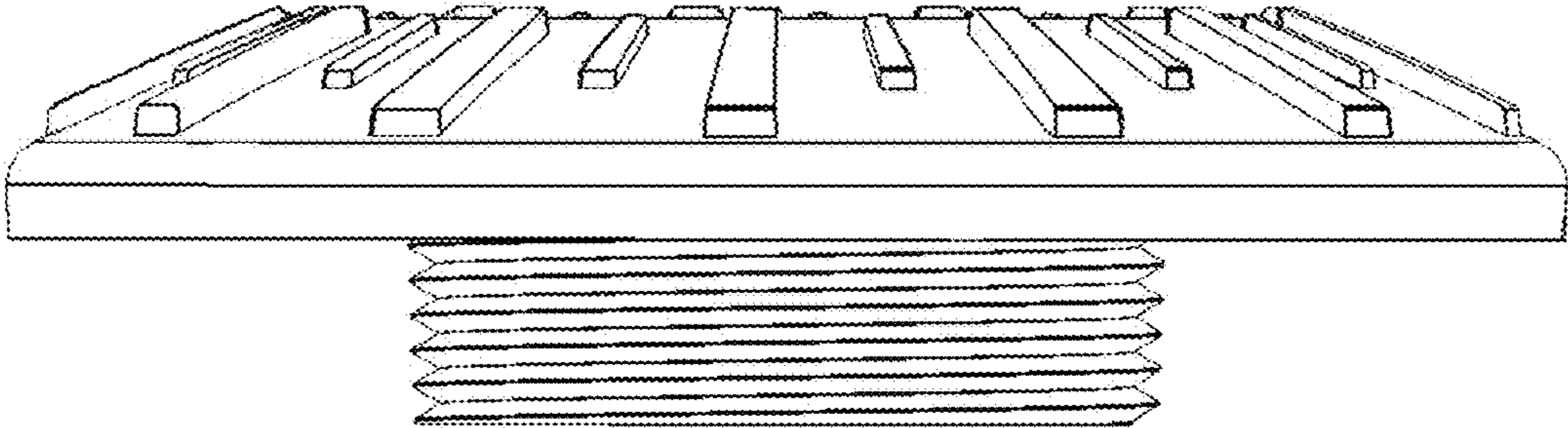


FIG. 3

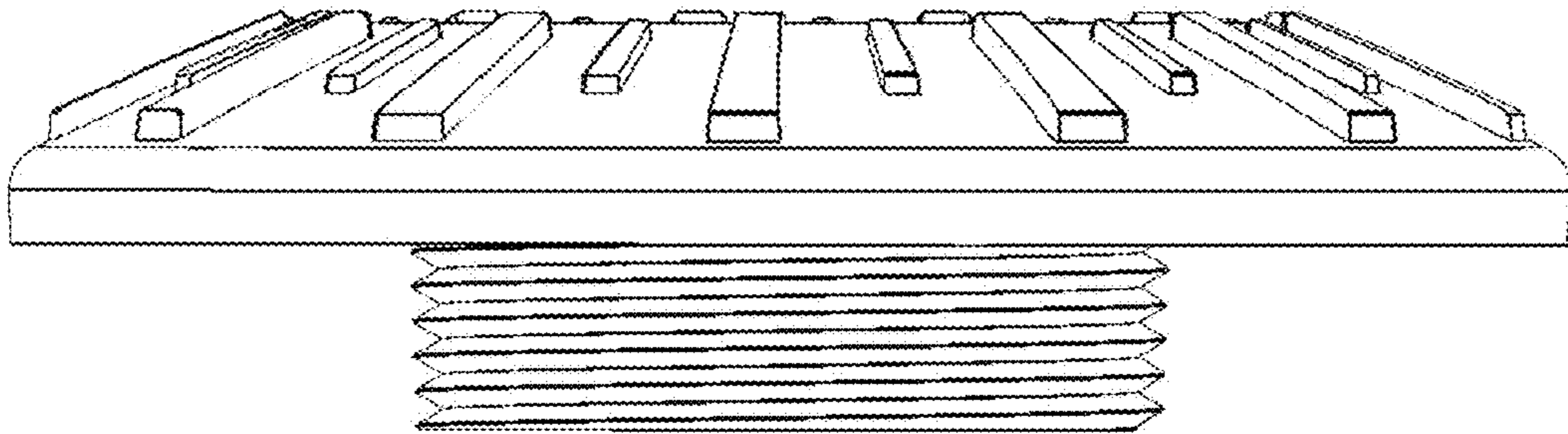


FIG. 4

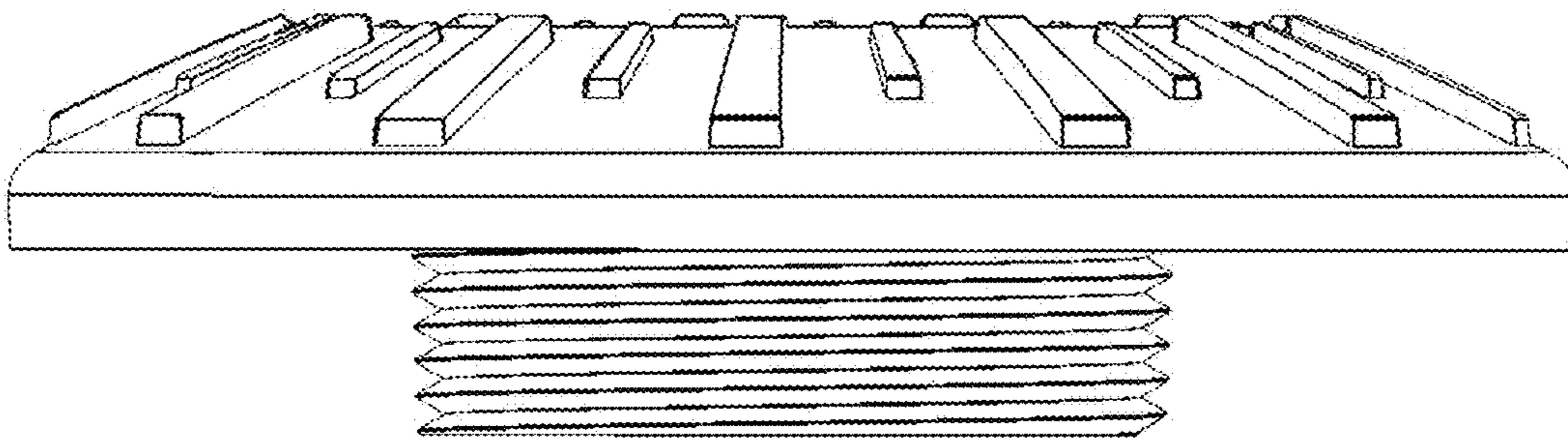


FIG. 5

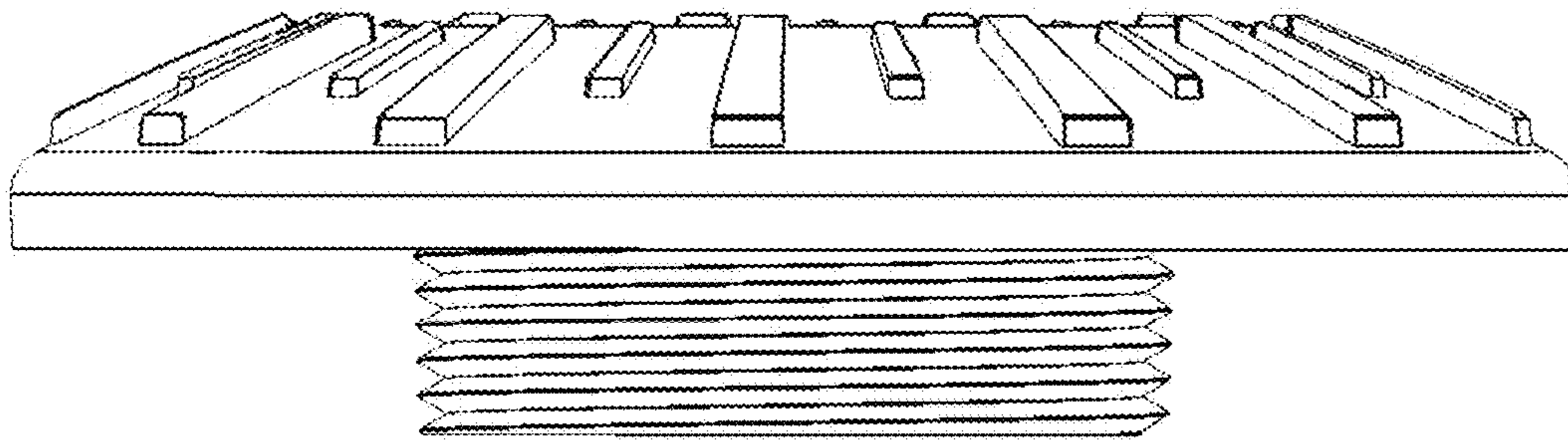


FIG. 6

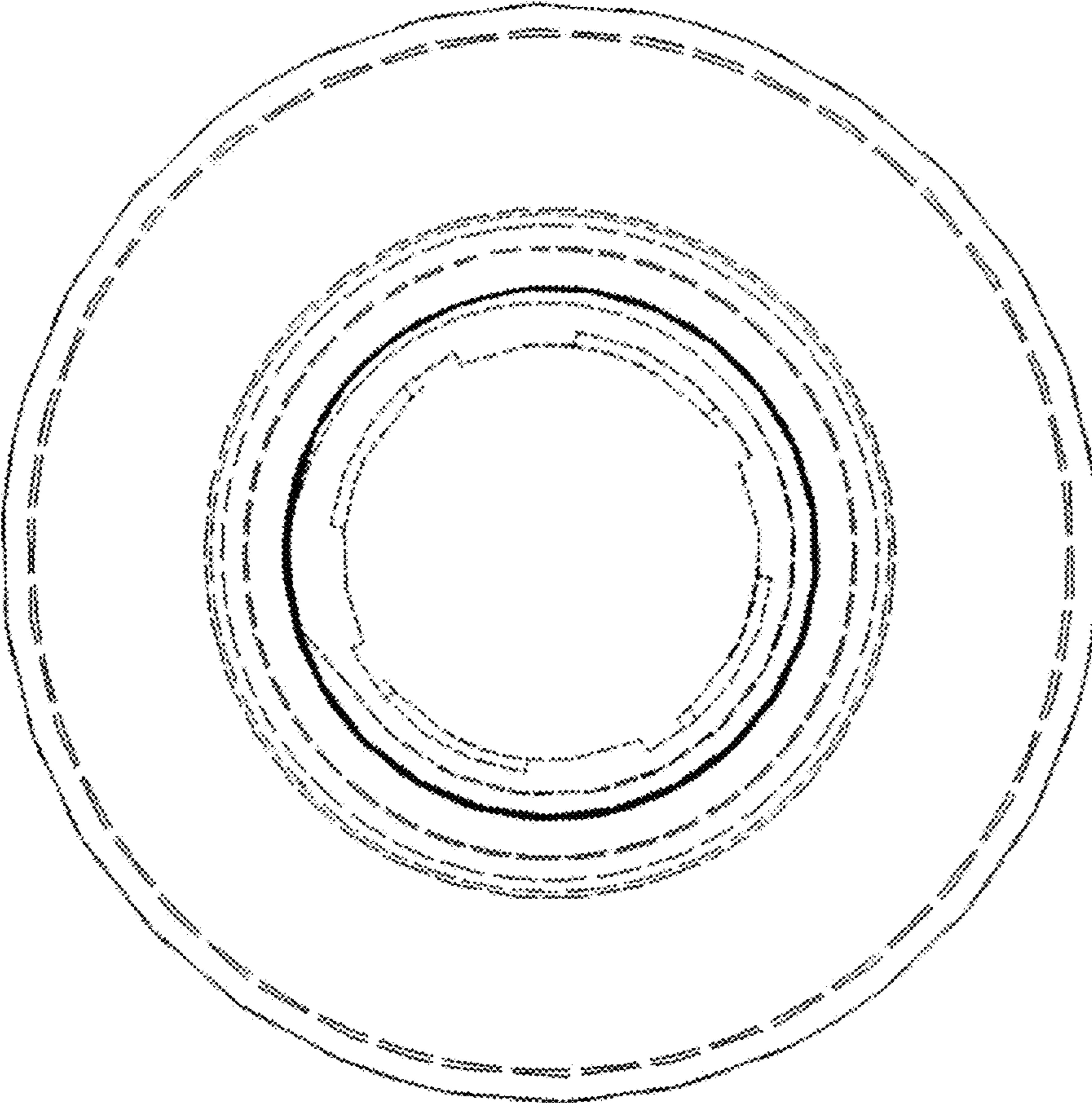


FIG. 7