

US00D802793S

(12) **United States Design Patent** (10) **Patent No.:** **US D802,793 S**  
**Gouge et al.** (45) **Date of Patent:** **\*\* \*Nov. 14, 2017**

(54) **DOOR FACING**

(71) Applicant: **Masonite Corporation**, Tampa, FL (US)

(72) Inventors: **Timothy D. Gouge**, Elgin, IL (US); **Robert C. Allen**, Elburn, IL (US)

(73) Assignee: **Masonite Corporation**, Tampa, FL (US)

(\*) Notice: This patent is subject to a terminal disclaimer.

(\*\*) Term: **15 Years**

(21) Appl. No.: **29/534,828**

(22) Filed: **Jul. 31, 2015**

**Related U.S. Application Data**

(63) Continuation of application No. 29/469,189, filed on Oct. 8, 2013, now Pat. No. Des. 736,409.

(51) **LOC (10) Cl.** ..... **25-02**

(52) **U.S. Cl.**  
USPC ..... **D25/48.3**

(58) **Field of Classification Search**  
USPC ..... 4/48.3, 48.4, 48.5, 48.6, 48.7, 48.8, 138;  
49/382, 501, 504, 506; 52/207, 208,  
(Continued)

(56) **References Cited**

**U.S. PATENT DOCUMENTS**

D501,931 S \* 2/2005 Davina ..... D25/138  
D507,835 S \* 7/2005 Lynch ..... D25/138  
(Continued)

**OTHER PUBLICATIONS**

[http://en.jeld-wen.ca/interior\\_doors/natural\\_wood/premium\\_wood\\_e/panel/](http://en.jeld-wen.ca/interior_doors/natural_wood/premium_wood_e/panel/) Available May 10, 2012.\*

*Primary Examiner* — Susan Bennett Hattan

*Assistant Examiner* — Leanne Was-Englehart

(74) *Attorney, Agent, or Firm* — Berenato & White, LLC

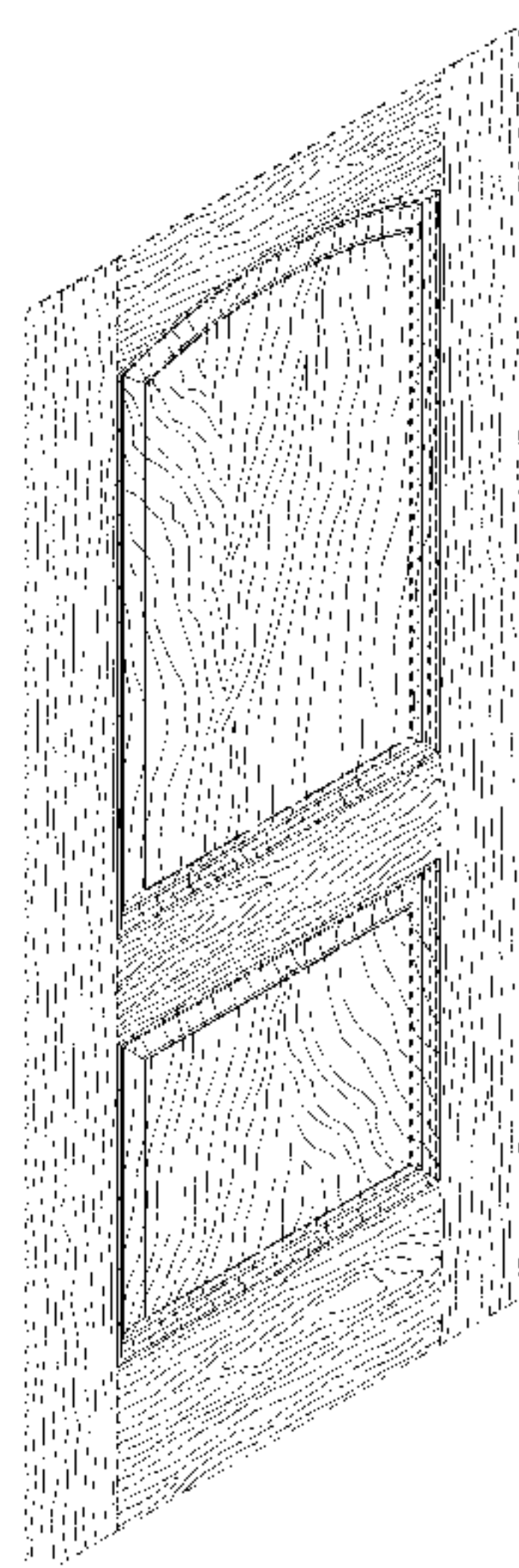
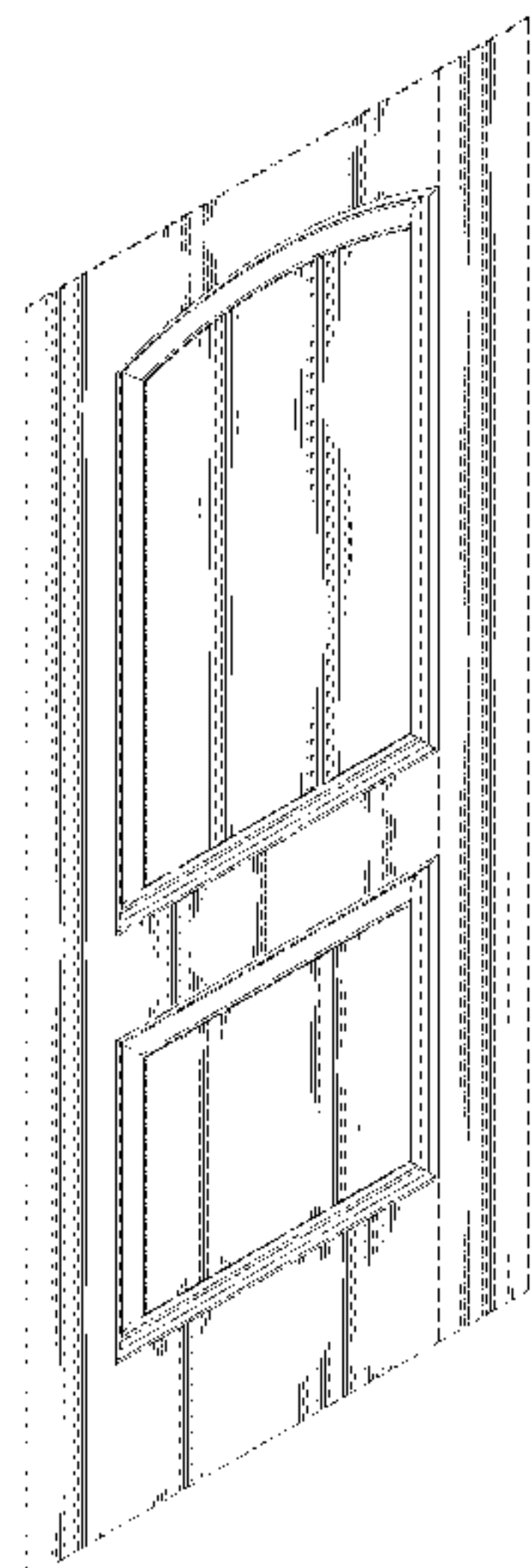
(57) **CLAIM**

The ornamental design for a door facing, as shown and described.

**DESCRIPTION**

FIG. 1 is a front perspective view of our design;  
FIG. 2 is a front elevational view;  
FIG. 3 is a rear elevational view;  
FIG. 4 is a top view;  
FIG. 5 is a bottom view;  
FIG. 6 is a cross-sectional view taken along the line 6-6 of FIG. 2;  
FIG. 7 is an expanded view of a portion of FIG. 6;  
FIG. 8 is a left side view;  
FIG. 9 is a right side view;  
FIG. 10 is a cross-sectional view taken along the line 10-10 of FIG. 2;  
FIG. 11 is an expanded view of a portion of FIG. 10;  
FIG. 12 is a front perspective view of a variation of our design;  
FIG. 13 is a front elevational view of FIG. 12;  
FIG. 14 is a rear elevational view of FIG. 12;  
FIG. 15 is a top view of FIG. 12;  
FIG. 16 is a bottom view of FIG. 12;  
FIG. 17 is a cross-sectional view taken along the line 17-17 of FIG. 13;  
FIG. 18 is an expanded view of a portion of FIG. 17;  
FIG. 19 is a left side view of FIG. 12;  
FIG. 20 is a right side view of FIG. 12;  
FIG. 21 is a cross-sectional view taken along the line 21-21 of FIG. 13; and,  
FIG. 22 is an expanded view of a portion of FIG. 21.  
The broken lines designate the unclaimed features of an exterior edge of the door facing and seams on the front of the door facing, and form no part of the claimed design.

**1 Claim, 12 Drawing Sheets**



(58) **Field of Classification Search**

USPC ..... 52/311.2, 311.3, 313, 455-458, 474,  
52/475.1, 781, 784.16; 428/45  
CPC ... E06B 3/72; E06B 3/78; E06B 3/485; E06B  
3/4636; E06B 2003/7044; E06B 1/04;  
E06B 5/00

See application file for complete search history.

(56) **References Cited**

U.S. PATENT DOCUMENTS

D516,225	S	*	2/2006	Lynch	.....	D25/48.3
D516,226	S	*	2/2006	Lynch	.....	D25/48.3
D528,665	S	*	9/2006	Lynch	.....	D25/138
D529,624	S	*	10/2006	Lynch	.....	D25/138
D534,660	S	*	1/2007	Lynch	.....	D25/138
D541,946	S	*	5/2007	Lynch	.....	D25/48.3
D553,756	S	*	10/2007	Davina	.....	D25/48.3
D564,102	S	*	3/2008	Meyer	.....	D25/138
D564,103	S	*	3/2008	Meyer	.....	D25/138
D585,144	S	*	1/2009	Steiber	.....	D25/48.3
D607,121	S	*	12/2009	Davina	.....	D25/48.3
D640,391	S	*	6/2011	Walsh	.....	D25/48.3
D640,392	S	*	6/2011	Walsh	.....	D25/38.1
D652,948	S	*	1/2012	Walsh	.....	D25/48.3
D655,020	S	*	2/2012	Walsh	.....	D25/48.3
D664,671	S	*	7/2012	Walsh	.....	D25/48.3
D692,581	S	*	10/2013	Walsh	.....	D25/48.3
D736,409	S	*	8/2015	Gouge	.....	D25/48.3
D748,816	S	*	2/2016	Gouge	.....	D25/48.3
2005/0115198	A1	*	6/2005	Lynch	.....	E06B 3/7001 52/784.1

\* cited by examiner



Fig. 1

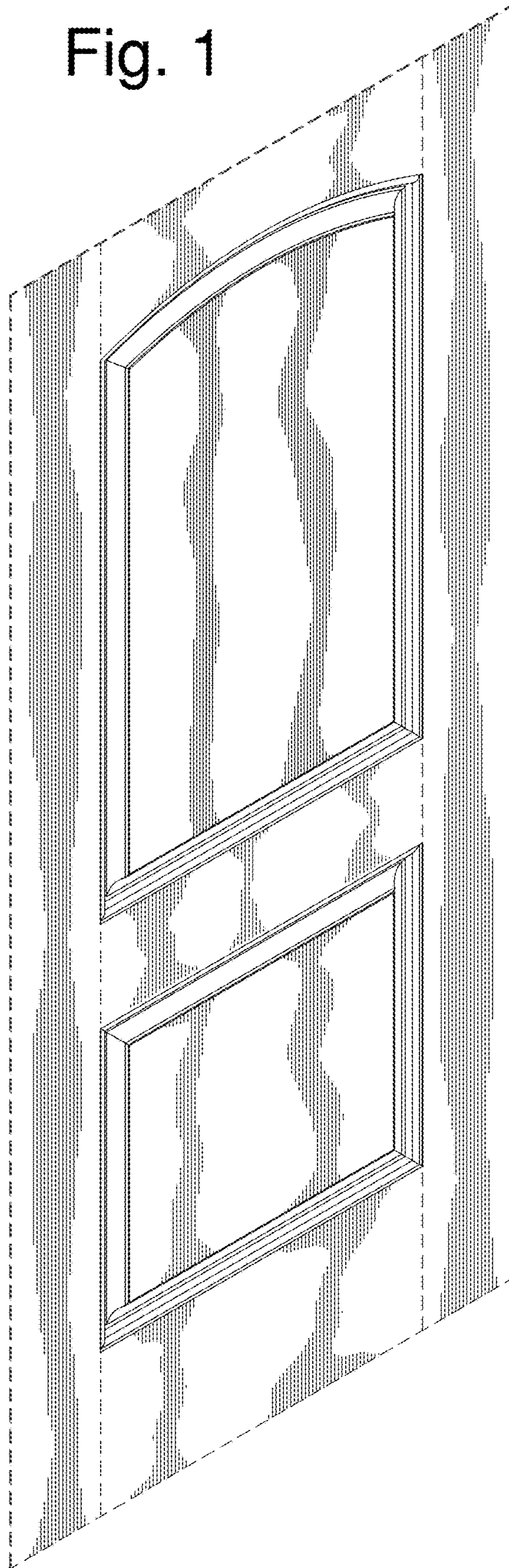


Fig. 2

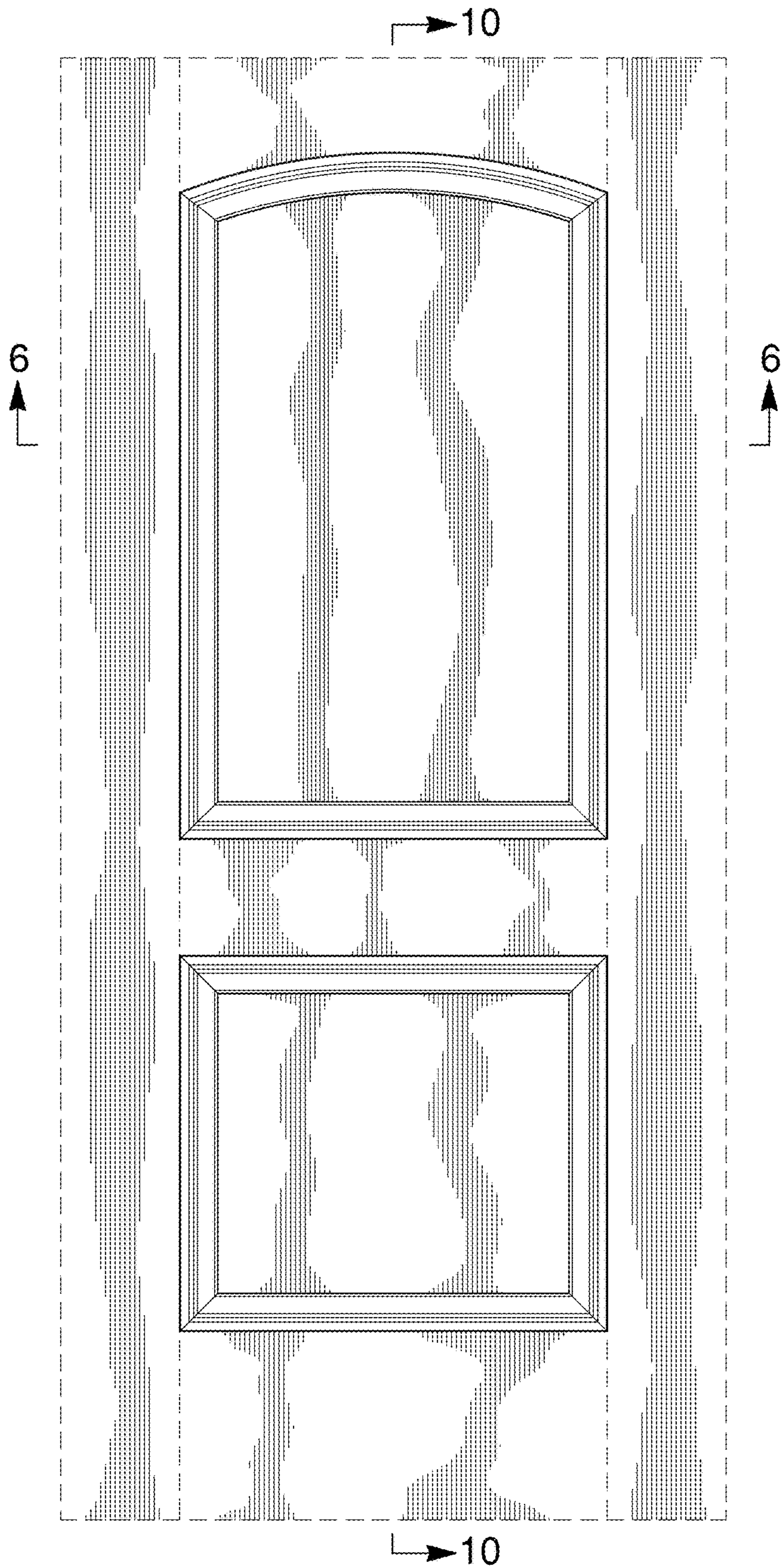




Fig. 3




Fig. 4

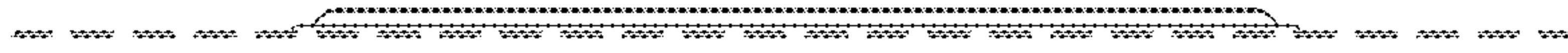


Fig. 5

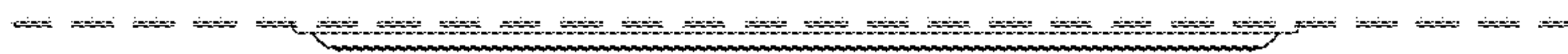


Fig. 6




Fig. 7

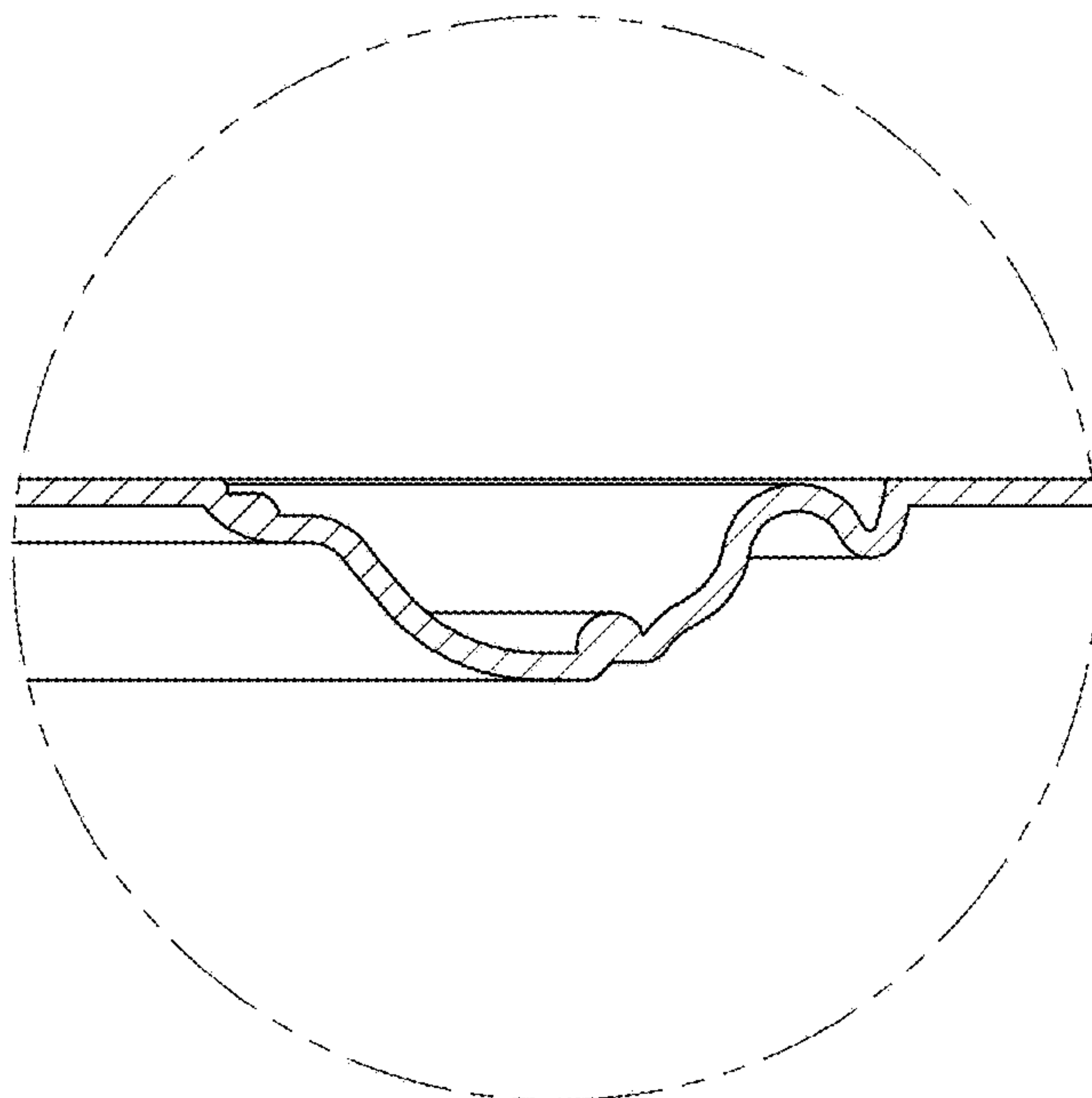


Fig. 8



Fig. 9




Fig. 10

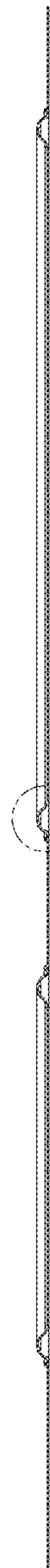


Fig. 11

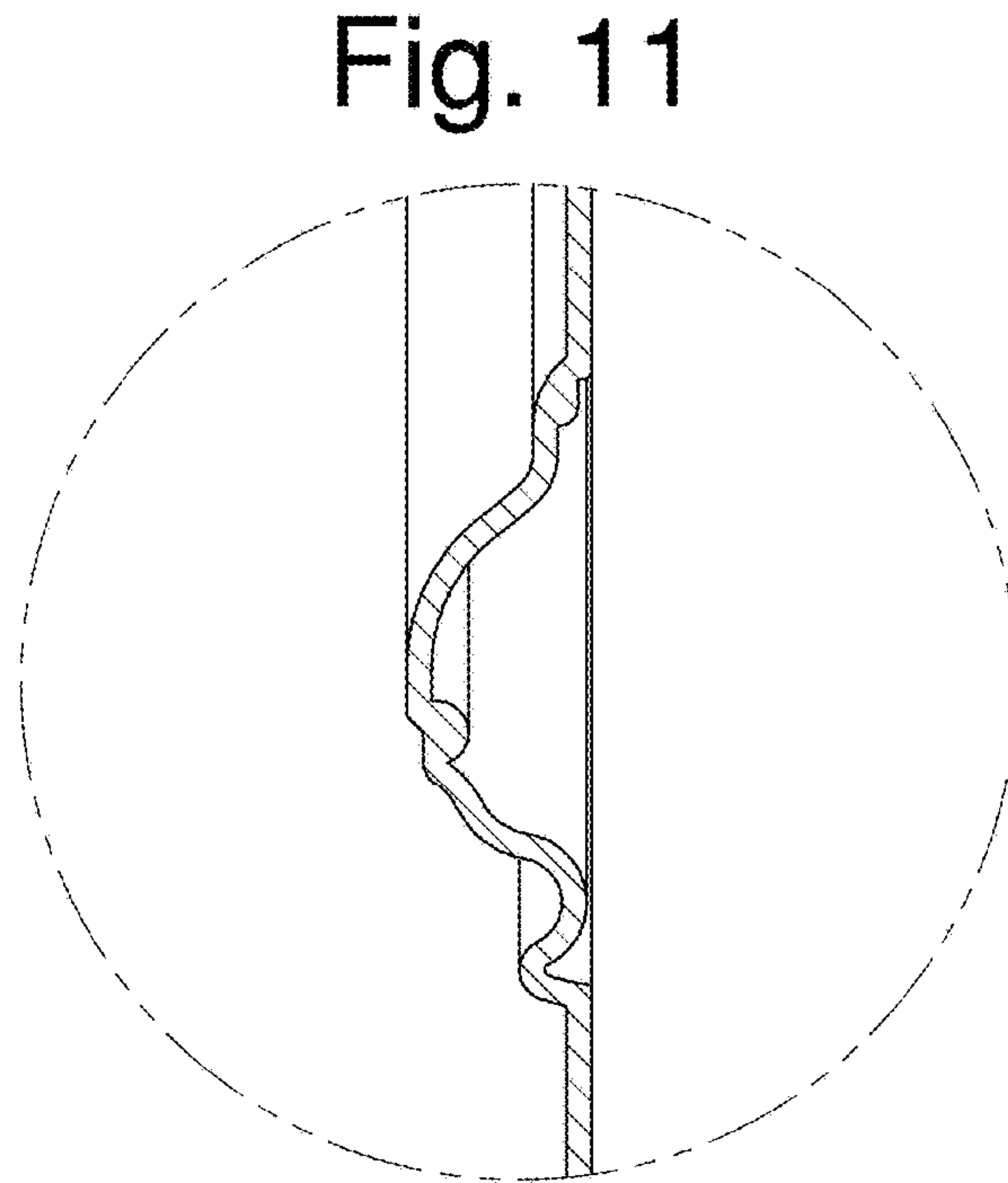



Fig. 11



Fig. 12





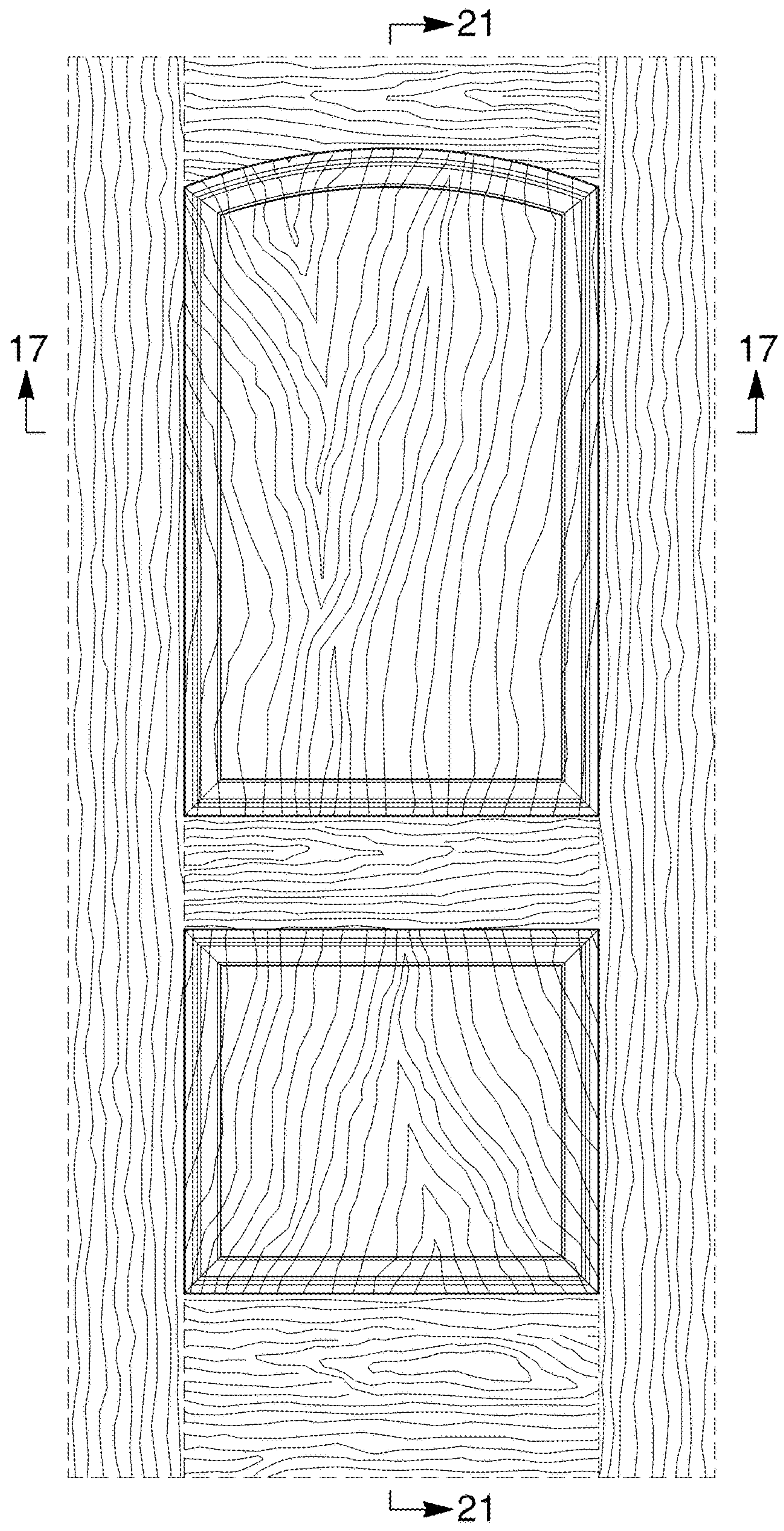


Fig. 13

Fig. 14






Fig. 15

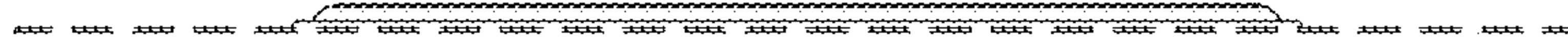


Fig. 16

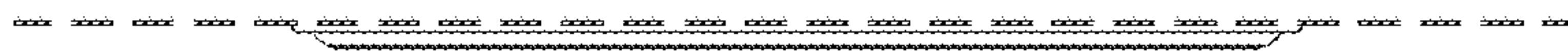


Fig. 17




Fig. 18

Fig. 18

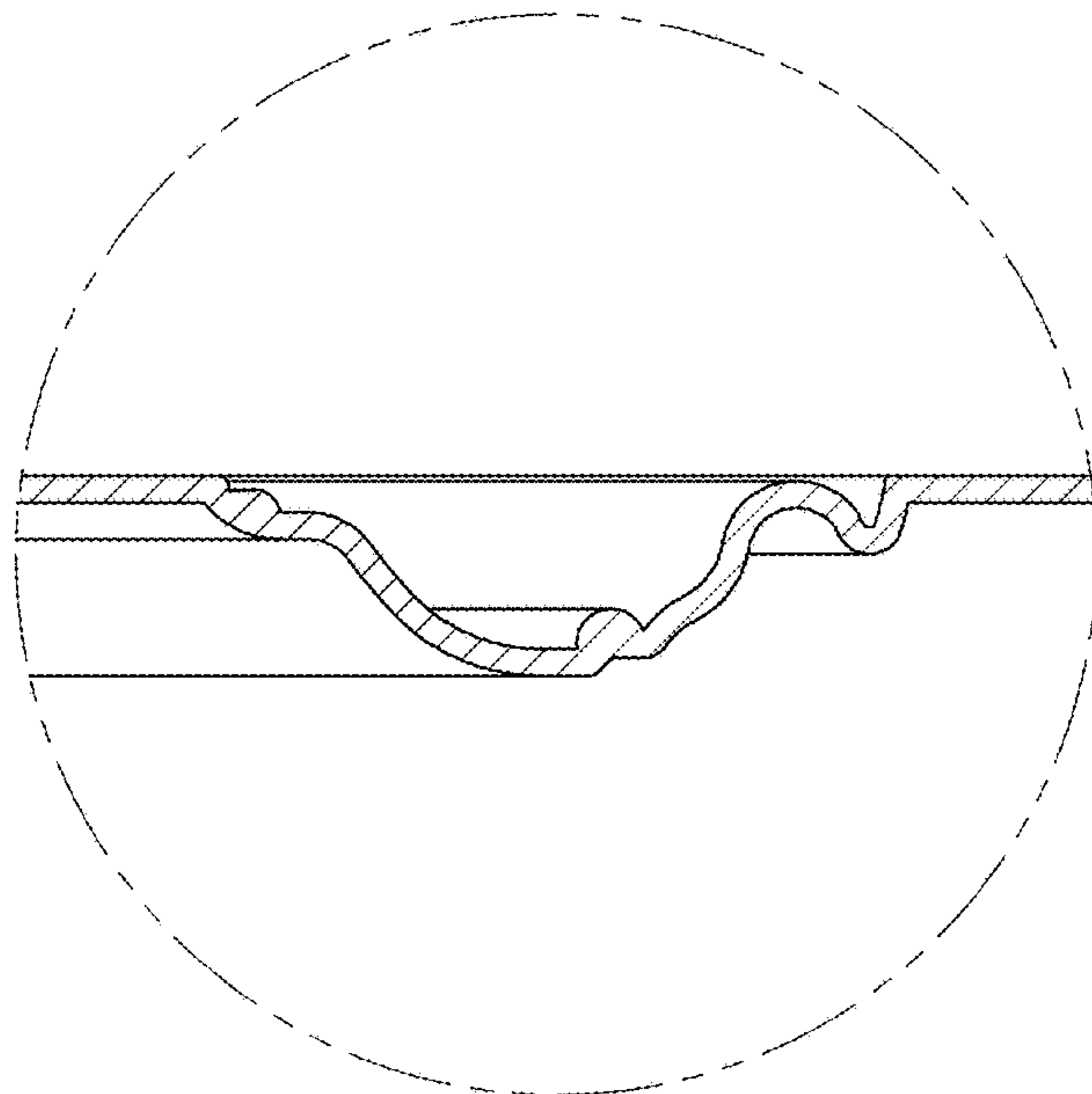


Fig. 19



Fig. 20



Fig. 21



Fig. 22

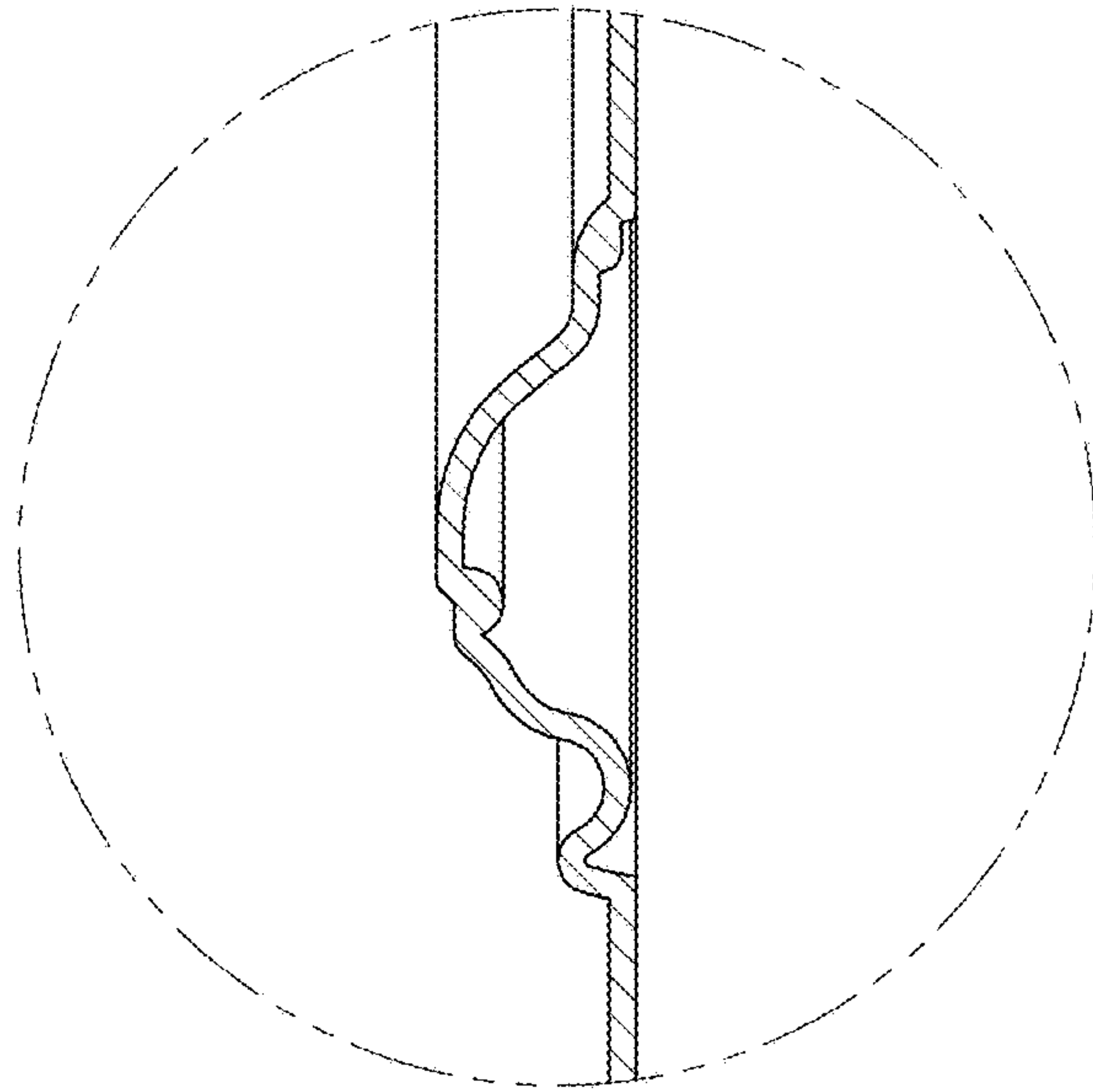


Fig. 22

